


SOMMERS

Generator Systems

 3YR or 3000Hr Limited Parts, Travel & Labour warranty

60Hz PERKINS 1204J-E44TTAG2 EPA Tier 4

DGPSW 100 ST T4

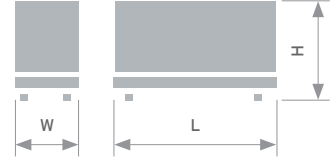


Measures:

L: 3412 mm H: 1841 mm
W: 1162 mm

Weight (dry):

4189 lbs / 1900 kg



60Hz



Diesel



Water cooled



Soundproofed



1800 RPM



CSA Approved or Equivalent

1 Genset General Description

➤ Soundproofed genset with automatic startup, control card allows automatic, manual or signal start-up.

General Technical Data			
Engine	PERKINS 1204J-E44TTAG2		
Alternators	240/120V	Wdg. ·06	STAMFORD UCI274D-w06
	208/120V	Wdg. w311	STAMFORD UCI274D
	480/277V	Wdg. w311	STAMFORD UCI274C
	600/347V	Wdg. w17	STAMFORD UCI274D
Performance Class	G3		
Frequency	60Hz		
Control Panel	DSE 7320 MKII		
Noise level (dBA@7m)	69		

Voltage (V)	PRP (KW)	ESP (KW)	PRP/ESP (A)
240/120V	96	100	398.9 / 416.7
208/120V	100	110	347.4 / 380.7
480/277V	100	106	150.5 / 160.2
600/347V	101	111	121.4 / 133.9

PRP: Continuous power ("Prime Power") ISO 8528-1 standard.
ESP: Emergency power ("Emergency Standby Power") ISO8528-1 standard.

DGPSW 100 ST T4

2 Engine Specifications

› PERKINS 1204J-E44TTAG2 Diesel engine, inline 4-cylinders, 4-stroke. Turbo-Charged aspiration, air intake system. Electronic regulation. Complying with EPA Tier 4 emissions.

Engine General Data			
Manufacturer/Model	PERKINS 1204J-E44T-TAG2	Number of Cylinders	4 cylinders
R.P.M.	1800	Engine Capacity	4,4
Max. Power (kWm) (net)	121.5	Cooling System	Water cooled
Power PRP (Kwm) (net)	109.8	Regulation Type	Electronic
Fuel	Diesel	Engine Type/Injection/Suction	Diesel /Direct/Turbo-Charged

2.1 Fuel Feed System

› Direct injection system, fuel filter included that prevents the passage of particles, original parts from the engine manufacturer.

50% PRP 14.1 l/h (3.7 US gals/h)

75% PRP 20.1 l/h (5.3 US gals/h)

100% PRP 26.5 l/h (7.0 US gals/h)

110% ESP 29.5 l/h (7.8 US gals/h)

2.2 Cooling System

› Cooling by fully distributed coolant in a closed circuit driven by a pump activated by the engine. Tropicalized radiator. Original parts from the engine manufacturer.

3.1

Fan Airflow
(m³/s @ 54°C)

10.2
(7.6)

Fan Power Consumption
hp (kW)

19.5

Engine + Radiator Capacity (l)


1500W
120V

Blockheater (W/V)

2.3 Lubricating System

› Lubrication system is driven by the crankshaft driven pump. Filter on top with full flow cartridge inserted, front crankcase. Original parts from the engine manufacture.

Total Oil Capacity 7L

 With oil pressure reading sensor

DGPSW 100 ST T4

2.4 Air Intake System

› Direct air intake system including two-stage filter. Original parts from the engine manufacturer.

Combustion Air Volume 7.8 m³/min

2.5 Start System

› Start system by electric motor. battery (without maintenance) with disconnecter and charging alternator driven by the starter motor 12V, original parts from the engine manufacturer.

Number of Batteries	1	Battery Features	31A-925	Starting Voltage	12V
----------------------------	----------	-------------------------	----------------	-------------------------	------------

2.6 Exhaust System

› Attenuation level -35dB(A). Complying EPA Tier 4 emissions.

Exhaust System	
Exhaust Gas Volume	15.5 m ³ /min
Exhaust Gas Temperature	530 °C
Exhaust External Diameter	Ø88.9 (3.5")
Max. Exhaust Backpressure	5.6kPa

3 Alternator Specifications

› Alternator STAMFORD 4-poles, brushless, alternator with class H insulation wound at 2/3 pitch and self-excited automatic voltage regulator (AVR).

Alternator General Data	240/120V	208/120V	480/277V	600/347V
Brand/Model	STAMFORD UCI274D-w06	STAMFORD UCI274D	STAMFORD UCI274C	STAMFORD UCI274D
Winding No.	·06	w311	w311	w17
Voltage Regulator AVR	AS440	AS440	AS440	AS440
Voltage Regulator	±1%	±1%	±1%	±1%
ESP Power Rating 40°C (kW)	100.0	110.0	106.0	124.0
PRP Power Rating 40°C (kW)	100.0	105.0	100.0	146.3
Number of Phases	1	3	3	3
Power Factor (cos φ)	1	0.8	0.8	0.8
Efficiency at 100% Load	87.2%	90.5%	91.0%	91.3%
Efficiency at 110% Load	86.6%	90.2%	90.8%	91.1%

The alternator complies with the following standards:

- Class H temperature rise 125°C (257°F), Standby (ESP).
- Class H temperature rise 105°C (302°F), Prime (PRP).
- AS 1359
- IEC 34-1
- BS EN 60034-1
- VDE 0530
- BS 5000
- CAN/CSA-C22.2-100
- NEMA MG1-32

Low wave distortion: THD (100% load) = 2%, THF < 2%, Complying with EN61000-6-3, EN61000-6-2 standards on radio interference.

DGPSW 100 ST T4

4 Bench Specifications

- › Engine and alternator mounted on a high strength steel frame and painted with electrostatic epoxy polyester powder paint. Frame is tested in saline mist chamber to conform to ASTM B-117-09 for 500 hours. Engine and Alternator are mounted on rubber isolators to help dampen vibration while running.



5 Canopy Specifications

- › Canopy made of high strength galvanized steel and is painted with electrostatic epoxy polyester paint. Canopy is lined with acoustical/fireproof rock wool. A critical exhaust muffler -35dB(A) is installed to dampen exhaust noise. All is tested in a saline mist chamber to conform with ASTM B-117-09 for 720 hour.



6 Control Panel

- › The control panel protects the engine and generator and allows for manual and automatic control of the genset.



6.1 Main Line Breaker

- › Main line circuit breaker: A thermo-magnetic breaker provides protection against short circuits and overloads.

240/120V 400 Amps, Adj.

208/120V 400 Amps, Adj.

480/277V 175 Amps, Fixed

600/347V 150 Amps, Fixed

6.2 Control Panel Features

- › **Emergency Stop Push Button**

- › **DeepSea Battery Charger**

Permanently connected to the battery to keep the battery fully charged. Charger is equipped with a float feature to keep battery ready in a prime starting state.

- › **Panel Fusing**

Fusing to protect the control panel wiring and accessories.

6.3 Control Card

DSE 7320 MKII

Features of the DSE 7320 MKII Card:

- 132X64 pixel illuminate LCD display
- Full engine/alternator parameter and alarm read out
- 5-button menu navigation
- One touch Auto-Manual-Test and Stop buttons
- 9 factory configurable outputs
- 8 factory configurable inputs
- Programmable PLC for custom application
- Remote communication through an RS232 or RS485 connection
- Utility sensing Option

The control card complies with the following environmental tests:

- BS EN 61000-6-2 (electromagnetic compatibility)
- BS EN 61000-6-4 (electromagnetic compatibility)
- BS EN 60950 (electrical safety)
- BS EN 61000-6-2 (Temperature)
- BS EN 60068-2-6 (Vibration)
- BS EN 60068-2-30 (Humidity)
- BS EN 60068-2-27 (Shock)

DGPSW 100 ST T4

6.4 Display

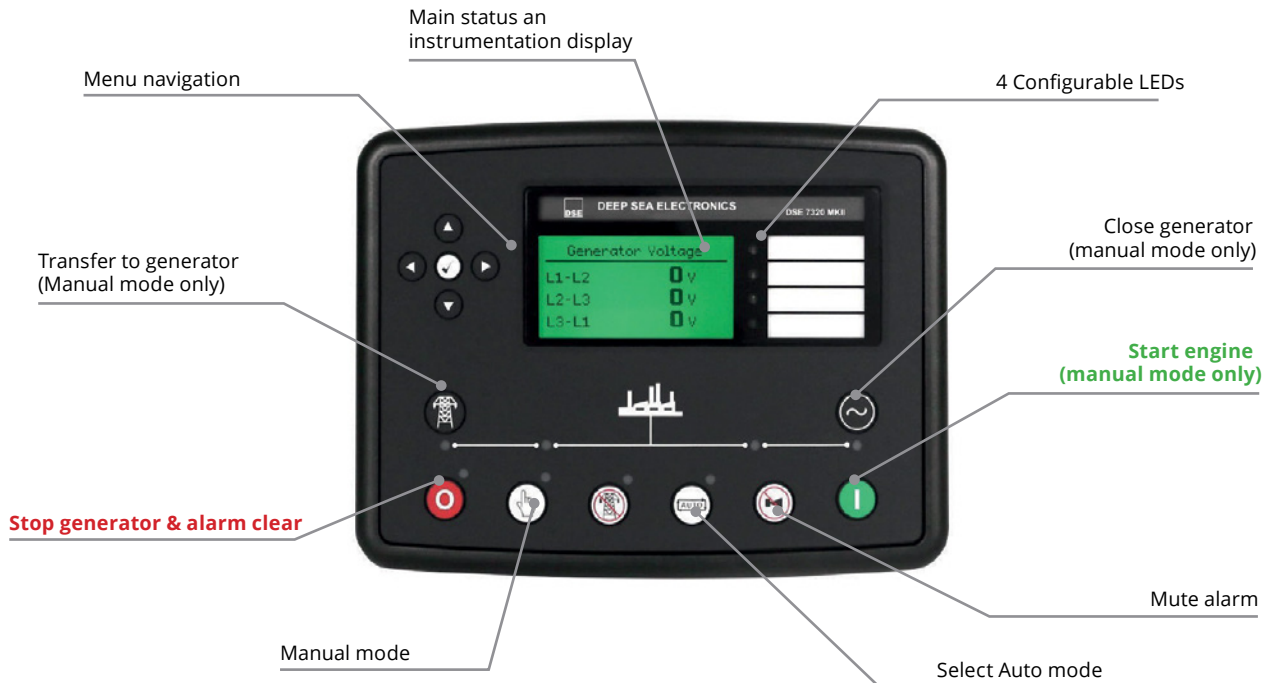
Control card for all Voltages: DSE 7320 MKII

Engine	
Engine Speed	Engine Hours
Oil Pressure	Number Engine Starts
Battery Voltage	Fuel Consumption
Fuel level	Engine Temperature

Generator	
Voltage (L-N)	Voltage (L-L)
Frequency	Amperage
Power Factor	Load (kW, kVA, kWh)

Mains
Voltage (L-N)
Voltage (L-L)
Frequency

Alarm Detected	
Overcrank	High Engine Temp.
Low Oil Pressure	Low Engine Temp.
Low Coolant Level	Low Fuel Level
Low Plant Battery Voltage	Main Line Breaker
Over Voltage	Over Frequency
Under Voltage	Over Speed
Control Not In Auto	Lamp Test Features
Radiator level sender	



Gensets rated for operational ambient temperature of 40 C, in compliance of CSA C282-15. If ambient temperature exceeds 40 C, please contact sales representative for derating information. Emergency standby power(ESP): the maximum power available for which a genset is delivering in the event of a utility power outage or under test conditions for up to 200hours per year. Prime Power(PRP): the maximum power which a genset is capable of delivering continuously for an unlimited number of hours per year.