



PROSPERA
- ENERGY INC. -

Operations Tracker & Key Wells Report

June 2026

*Legacy Fields.
Modern Solutions.*



EXECUTIVE SUMMARY

Our Reactivation Strategy is Working — and the Implications Are Significant



64 Workovers Completed — 21 Reactivations

Since November 2024, 64 workovers completed and 21 wells reactivated — each confirming the viability of our low-cost reactivation model



Luseland: 54 → 237 BOE/d

359% growth in 19 months through systematic CHOPS reactivation, pump optimization, and active sand management



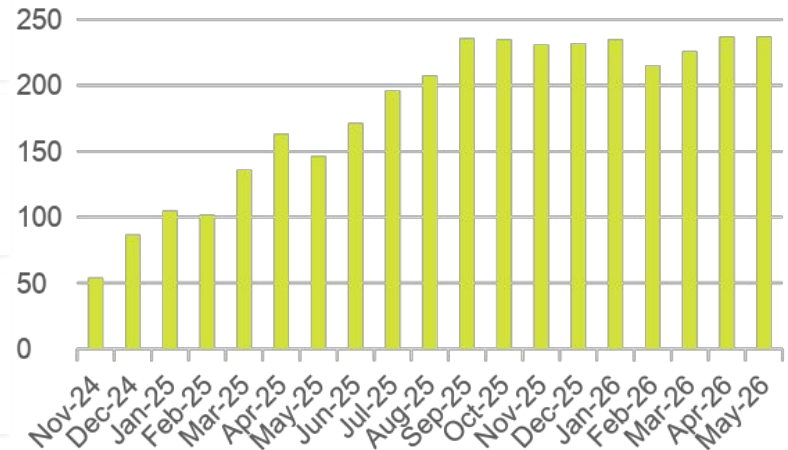
140+ Reactivation Targets Remaining



41 identified as Tier 1 candidates. With 2–5% recovery factors across much of the pool, today's results represent only the beginning

Investment thesis: Every well profiled in this report validates the thesis that Prospera's 400M+ barrel OOIP base is materially underproduced. With proven techniques now delivering consistent results, each incremental dollar of capital deployed into reactivation has a clear, demonstrated path to production and cash flow.

LUSELAND PRODUCTION GROWTH

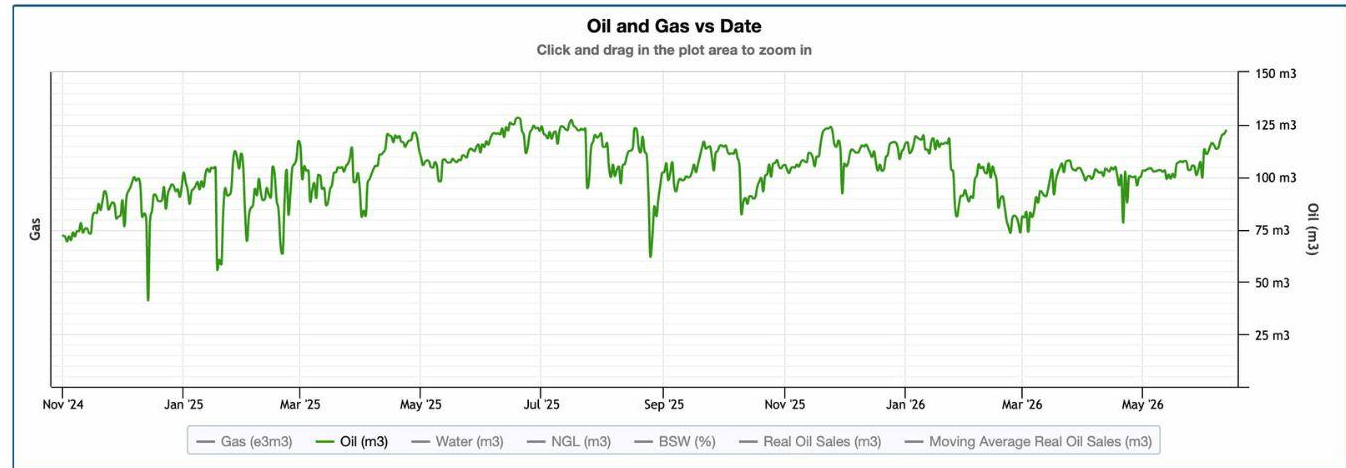
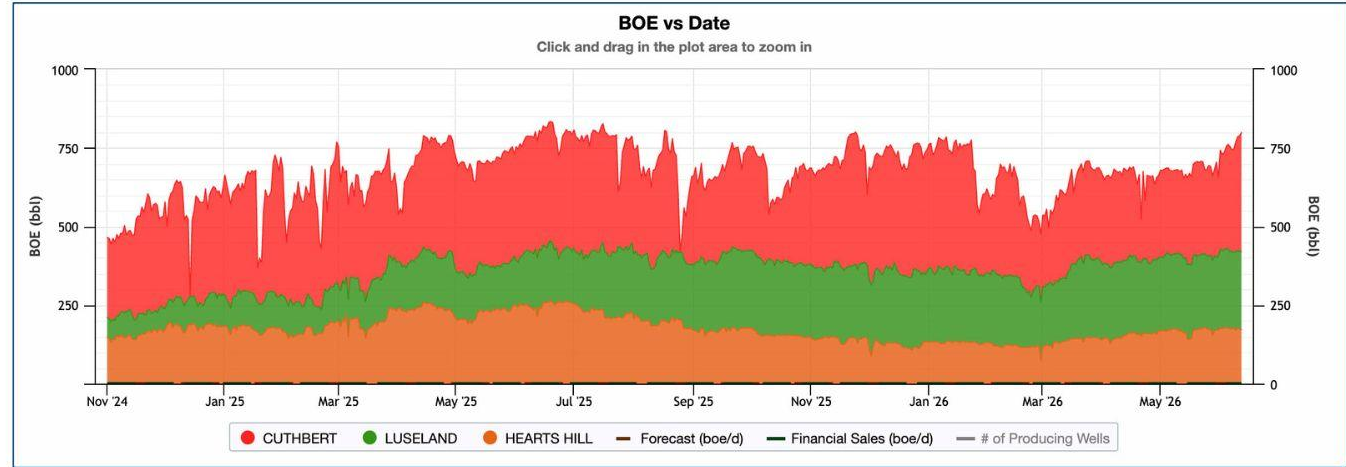
November 1st, 2024 — May 31st, 2026





Saskatchewan Production Overview

Since the Board and Management transition on November 1, 2024, Saskatchewan production has increased through disciplined operational execution.



PRODUCTION OVERVIEW

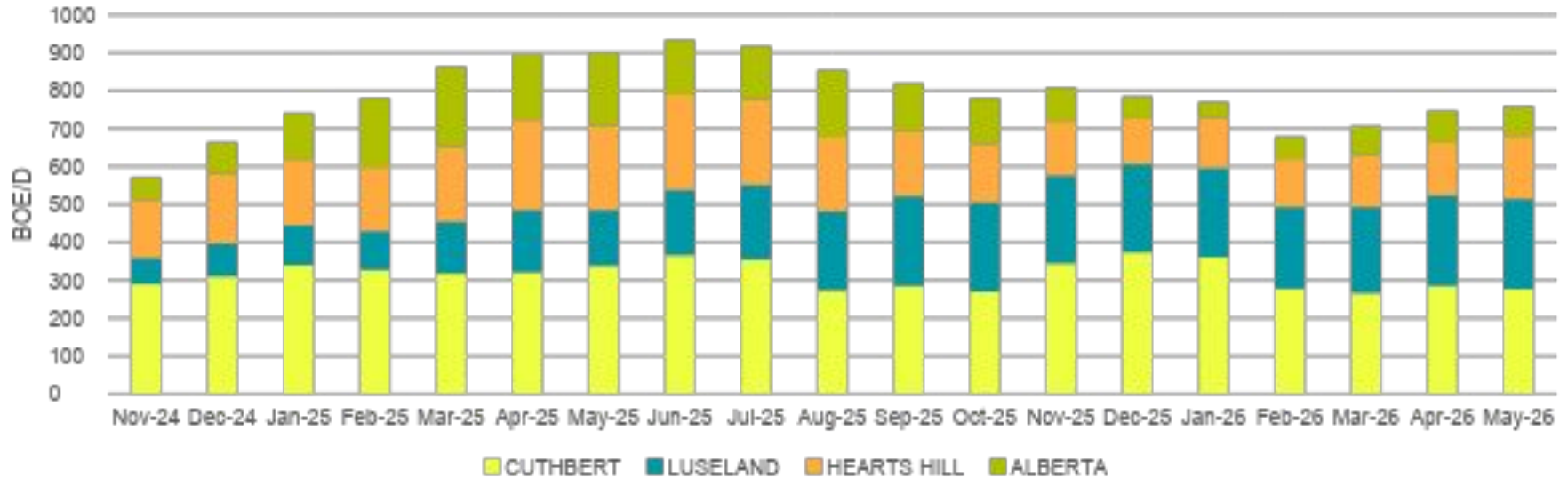
Corporate Production and Area Breakdown Since Board Restructuring in November 2024

| | Nov-Dec 2024 | Q1 2025 | Q2 2025 | Q3 2025 | Q4 2025 | Jan 2026 | Feb 2026 | Mar 2026 | Apr 2026 | May 2026 |
|------------------------|--------------|-----------|------------|------------|------------|------------|------------|------------|------------|------------|
| WTI (US\$/bbl) | 70.04 | 71.84 | 64.63 | 65.74 | 59.64 | 60.04 | 64.51 | 90.84 | 100.32 | 102.13 |
| WCS (US\$/bbl) | 57.66 | 58.77 | 53.54 | 54.55 | 48.57 | 47.22 | 50.33 | 77.50 | 85.48 | 85.56 |
| Revenue (\$) | 2.76M | 4.70M | 4.92M | 5.41M | 1.46M | 1.18M | 1.39M | 2.0M | 1.93M | 2.22M |
| Corp (boe/d) | 586 | 650 | 797 | 819 | 792 | 773 | 679 | 708 | 749 | 759 |
| Cuthbert | 316 | 320 | 341 | 310 | 330 | 361 | 278 | 267 | 286 | 277 |
| Luseland | 66 | 92 | 139 | 215 | 233 | 235 | 215 | 226 | 237 | 237 |
| Hearts Hill | 150 | 134 | 232 | 205 | 139 | 133 | 127 | 137 | 140 | 168 |
| Alberta | 56 | 105 | 84 | 90 | 90 | 42 | 59 | 77 | 85 | 78 |
| Inventory (bbl) | 12.0K | 16.5K | 16.8K | 19.0K | 19.7K | 19.0K | 17.2K | 16.9K | 17.6K | 16.8K |

Prospera reports gross production at the first point of sale, excluding gas used in operations.

PRODUCTION BY AREA

Stacked Area Production



Key takeaway: Luseland's share of corporate production grew from 10% to 32% in 19 months — now the single largest growth contributor. Cuthbert remains the stable base; Hearts Hill and Alberta provide diversification.

KEY WELL PROFILES

Cuthbert — Star Performers

11-28-26-29W3 (11)

Consistent High-Uptime Performer

11-28-26-29W3 has been one of the most reliable wells in the Cuthbert area, operating 567 out of 579 days for an exceptional 98% uptime rate. While cumulative oil production of 6,585 barrels is lower than some nearby wells, total production reached 16,437 BOE, indicating a meaningful contribution from natural gas and other hydrocarbons. The well delivered a peak oil rate of 20.15 bbl/d and has averaged 11.37 bbl/d over its producing life. Its strong operational reliability and diversified production profile have resulted in consistent long-term production performance



STATUS

Online 567 days

PRODUCTION SINCE REACTIVATION

6,585 bbl

KEY HIGHLIGHT

High uptime, diversified output

YTD Revenue: \$189,202

KEY WELL PROFILES

Cuthbert — Star Performers

11-28-26-29W3 (01)

Cuthbert Flagship Production Well

11-28-26-29W3 (01) is the standout well within the Cuthbert area, demonstrating strong reservoir quality and production potential. The well achieved the highest peak oil rate in the field at 127.83 bbl/d and has produced more than 27,400 barrels of oil to date, ranking among the area's top cumulative producers. Strong initial production and evidence of successful rate recovery highlight the well's responsiveness to optimization efforts and the potential to unlock additional value across the broader Cuthbert asset base. The well serves as a compelling benchmark for future development and production enhancement opportunities.



STATUS

Online 542 days

PRODUCTION SINCE REACTIVATION

27,442 bbl

KEY HIGHLIGHT

Highest peak rate, broad rankings

YTD Revenue: \$302,913

KEY WELL PROFILES

Cuthbert — Star Performers

06-01-27-29W3

High-Rate Cuthbert Producer

06-01-27-29W3 stands out as one of the stronger producing wells in the Cuthbert area, delivering the highest 30-day oil rate in the field and achieving a peak production rate of 31.81 bbl/d. The well has produced approximately 7,906 barrels of oil and 9,622 BOE, demonstrating a meaningful contribution from both oil and associated production streams. While intermittent downtime has reduced cumulative production relative to its potential, the well's strong production profile highlights the quality of the reservoir and supports opportunities to enhance performance through improved operating uptime and optimization initiatives.



STATUS

Online 461 days

PRODUCTION SINCE REACTIVATION

7,906 bbl

KEY HIGHLIGHT

Strong early rate, moderate sustained output

YTD Revenue: \$232,641

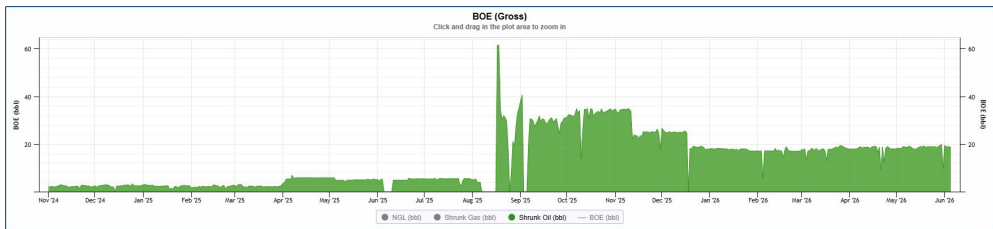
KEY WELL PROFILES

Cuthbert — Star Performers

08-02-27-29W3

Consistent Cuthbert Producer

08-02-27-29W3 has demonstrated strong operational continuity and consistent production performance throughout its producing life. The well remained online for 557 of 579 days and produced approximately 7,462 barrels of oil and 7,677 BOE. While peak production reached 61.54 bbl/d, the well's production profile has been characterized by stable base production over an extended period. Its combination of high uptime, steady output, and long-term production history highlights its importance within the Cuthbert asset base.



STATUS

Online 557 days

PRODUCTION SINCE REACTIVATION

7,462 bbl

KEY HIGHLIGHT

Steady base rate, outlier peaks

YTD Revenue: \$224,567

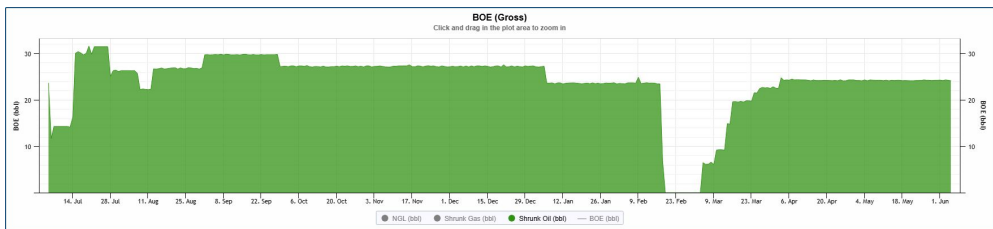
KEY WELL PROFILES

Luseland — Star Performers

10-07-36-25W3

Luseland Production Leader

10-07-36-25W3 is one of the top-performing wells in the Luseland area, leading in cumulative oil production, average daily oil production, and initial 90-day oil output. The well has produced approximately 7,958 barrels of oil and 9,239 BOE while maintaining strong production rates over time. Its combination of high productivity, sustained performance, and solid uptime highlights the quality of the Luseland asset base.



STATUS

Online 319 days

PRODUCTION SINCE REACTIVATION

7,958 bbl

KEY HIGHLIGHT

Sustained high-rate oil leader

YTD Revenue: \$292,000

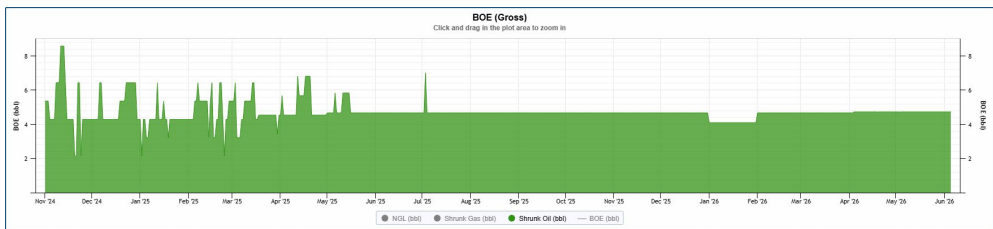
KEY WELL PROFILES

Luseland — Star Performers

13-17-36-25W3

Luseland's Most Reliable Producer

13-17-36-25W3 delivered a perfect operating record, producing on all 579 days during the evaluation period. While production rates have remained modest, the well has demonstrated exceptional consistency and reliability throughout its producing life. Its stable performance and uninterrupted uptime make it a dependable contributor to the Luseland asset base.



STATUS

Online 579 days

PRODUCTION SINCE REACTIVATION

2,721 bbl

KEY HIGHLIGHT

Perfect uptime, steady rate

YTD Revenue: \$53,782

KEY WELL PROFILES

Luseland — Star Performers

10-08-36-25W3

High-Performing Luseland Producer

10-08-36-25W3 is one of the strongest-producing wells in the Luseland area, ranking second in both cumulative oil production and average daily oil rates. The well has produced approximately 7,614 barrels of oil while maintaining strong production levels and 96% uptime throughout its operating history. Its combination of sustained production and operational reliability highlights the quality of the Luseland asset base.



STATUS

Online 437 days

PRODUCTION SINCE REACTIVATION

7,614 bbl

KEY HIGHLIGHT

Consistent second-tier oil output

YTD Revenue: \$204,391

KEY WELL PROFILES

Luseland — Star Performers

16-07-36-25W3

Peak Rate Luseland Producer

16-07-36-25W3 delivered some of the strongest production rates in the Luseland area, achieving the highest 30-day oil rate and highest peak daily oil rate among its peers. The well has produced approximately 6,738 barrels of oil, demonstrating strong reservoir potential and production capability. While production has declined from its initial highs over time, the well highlights the quality of the reservoir and the potential impact of optimization and redevelopment initiatives.



STATUS

Online 384 days

PRODUCTION SINCE REACTIVATION

6,738 bbl

KEY HIGHLIGHT

High peak, steep decline curve

YTD Revenue: \$239,143

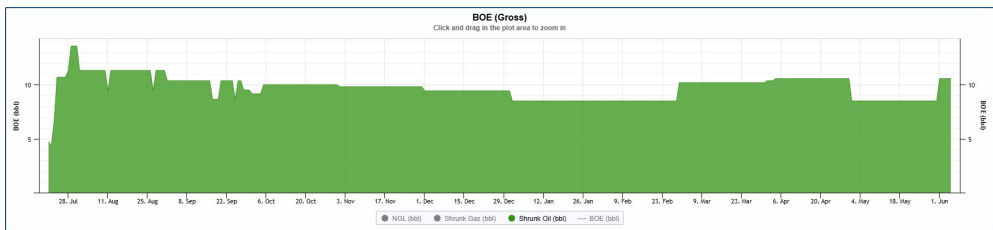
KEY WELL PROFILES

Luseland — Star Performers

10-18-36-25W3

Predictable Production Asset

10-18-36-25W3 has demonstrated stable and predictable production performance throughout its operating history. With near-perfect uptime and a production profile characterized by minimal variability, the well has delivered more than 3,000 barrels of oil while maintaining consistent output over time. Its reliability and steady performance make it a dependable contributor within the Luseland asset base.



STATUS

Online 317 days

PRODUCTION SINCE REACTIVATION

3,073 bbl

KEY HIGHLIGHT

Tightest average-to-peak ratio

YTD Revenue: \$105,256

KEY WELL PROFILES

Luseland — Star Performers

12-17-36-25W3

Stable Long-Term Producer

12-17-36-25W3 has delivered reliable production with near-perfect uptime, producing on 317 of 319 days during the evaluation period. The well has generated approximately 2,389 barrels of oil while maintaining a stable production profile over time. Its consistency and operational reliability make it a dependable contributor within the Luseland asset base



STATUS

Online 317 days

PRODUCTION SINCE REACTIVATION

2,389 bbl

KEY HIGHLIGHT

Accelerating near-term production rate

YTD Revenue: \$52,376



PROSPERA ENERGY INC.

Scaling our Proven Reactivation Strategy Across Western Canada.

[Prosperaenergy.com](https://prosperaenergy.com)

Investors@prosperaenergy.com

TSXV: PEI

OTC: GXRFF

