OCEAN REEF CLUB AIRPORT

OPERATIONS MANUAL

2026

OCEAN REEF CLUB®

A UNIQUE WAY OF LIFE

KEY LARGO, FLORIDA

TABLE OF CONTENTS

AIRPORT INFORMATION ..... Page 3

RULES & OPERATING PROCEDURES ..... Page 4-5

REGISTRATION & INSURANCE ..... Page 6

HOURS OF OPERATION ..... Page 7

SLOTS & RESERVATIONS ..... Page 8-9

COMMUNICATIONS ..... Page 10

GROUND NOISE ..... Page 11

TRAFFIC PATTERN ..... Page 12-13

GROUND OPERATIONS ..... Page 14

PARKING PROCEDURES ..... Page 15-16

VFR / IFR DEPARTURE PROCEDURES ..... Page 17

AMENITIES & SERVICES ..... Page 18-19

PRICING & FEES ..... Page 20

PROHIBITED OPERATIONS ..... Page 21

FUEL PROCEDURES ..... Page 22

HELICOPTER OPERATIONS ..... Page 23

OTHER INFORMATION ..... Page 24

DRONE USAGE ..... Page 25

AIRPORT INFORMATION

Scope:

Ocean Reef Airport is a private airport, owned and operated by Ocean Reef Club, Inc. The Ocean Reef Airport Committee through the ORC Board of Directors have both authority and responsibility to oversee the operation of the airport. All flying activities at Ocean Reef Airport are regulated by the Federal Aviation Administration (FAA) and by the recommended procedures published in the Aeronautical Information Manual/Federal Aviation Regulations (AIM/FAR). In addition, several local rules and procedures described herein have been established to promote a safe and enjoyable airport. All residents, tenants, and invitees are required to abide by these rules and procedures listed in this manual.

Ocean Reef Club Airport:

This is a private airport operating under a renewable Private Airport Registration and Site Approval issued by the State of Florida. Rules and restrictions imposed by Ocean Reef Club Association (ORCA), Ocean Reef Club, Federal, State, and County laws that govern its use. The airport is a private facility owned by Ocean Reef Club, it is the responsibility of the club member(s) who use the airport to ensure the Ocean Reef Club Airport rules are followed when operating their own aircraft, when being flown by an air carrier, or when they/their guests are using the airport facilities to maintain good standing with the airport.

Members, their guests, and air carriers carrying Ocean Reef Club Members & their guests must register their aircraft(s) with the Ocean Reef Club Airport and provide Ocean Reef Club Airport with the proof of Insurance laid out in this manual before using the facilities. The public is not authorized to use Ocean Reef Club Airport Facilities. See page 6

Registration Link- https://www.oceanreef.com/aircraft-registration-form/.

Insurance Documents – Send to airport@oceanreef.com or the following address:

60 Barracuda Lane
Key Largo, FL 33037

Areas surrounding the runway:

The airport facilities are for the use and enjoyment of all residents, tenants, and invitees. Given the lack of barricades, any type of movement in close proximity to the runway requires special vigilance. No person or vehicles are allowed within 15' of the white runway edge line at any time. All children must be kept under close supervision at all times because of the proximity to an active runway. Pets must be on a leash at all times.

Runway Description:

The grooved asphalt runway is designated 5/23 and is 70' wide at an elevation of 7' MSL; RWY 5 is 4456' long. RWY 23 has a 456' displaced threshold which provides 4000' for landing. The maximum operating weights at 07FA are listed below:

Single Wheel Gear	**50,000 lbs.**
Dual Wheel Gear	**80,000 lbs.**

Rules & Operating Procedures

Safety Management System:

Ocean Reef Airport strives to provide a safe environment for aircraft to operate and for people to spectate. Our commitment to safety should be visible in everything we do. If you ever witness something that is out of place or something that is or could become a safety concern, we ask that you please complete a safety report at https://www.oceanreef.com/safetyreport or scan the QR code below. Immediate safety concerns should be reported to the airport team at 305-367-3690.

Rule & Operation Procedure Violations

Airport rule & operating procedure violations will be handled on a case-by-case basis. Depending on the type and severity of the violation(s), airport leadership, Airport Committee, and/or ORC Board of Directors may opt to issue written warnings, fines, suspensions, loss of privileges, or any combination thereof.

Emergency Operations:
The airport is closed to ALL traffic during any emergency landing, incident or medical evacuation.

Rules Overview-

- Registration & Insurance- All aircraft using the airport must be registered with the airport and must meet the airports insurance requirements prior to any operation. Continued on Page 6.

- Hours of Operation- Rotor and propeller-driven aircraft may operate between 0700L-2200L (Reservations required). Jet aircraft may operate between 0800L-2000L (Slots required). Continued on Page 7.

- Slots & Reservations- Prior Permission is required for all operations. From the Registration & Insurance verification process to the Jet Slot program, the airport requires information prior to operations. Continued on Page 8 & 9.

- Communications- Our UNICOM Frequency is 122.725. All aircraft are required to state their position and intentions on this frequency during operations. Continued on Page 10.

- Ground Noise- All ground noise (APU and/or engine(s) running) is limited to 15 minutes upon arrival or for departure. A “No Noise Policy” is in effect outside of operating hours (No Engine or APU noise is permitted). Continued on Page 11.

- Traffic Pattern- A two-mile final is required for all arrivals and a two-mile departure leg is required for all departures for noise abatement. Continued on page 12 & 13.

- Ground Operations- Only one aircraft is allowed on the runway during takeoff and landing operations. No turns are allowed in the “No Turn Area(s)”. Continued on Page 14.

Rules & Operating Procedures Continued

RED 'NEVER CROSS' LINE & YELLOW PARKING LINE

The red NEVER CROSS LINE is present to mitigate serious injury/death to persons and/or property. At no point in time should any person or vehicle pass beyond this line without airport permission and/or being escorted by an airport associate. The speed limit for the ramp is 15 mph for all vehicle traffic.

The yellow line along the ramp parking areas with the red NEVER CROSS LINE can be used as a safe passageway for pedestrians and vehicles to travel along the ramp area, though we encourage all persons and vehicles to remain as far from the runway as possible at all times. All aircraft parking on the ramp should allow ample space for vehicles, pedestrians and service equipment to pass between the aircraft and the yellow line (see photo below). An aircraft movement fee will be charged to any aircraft that needs to be relocated.

Crossing onto the runway side of the NEVER CROSS LINE (by foot or vehicle) is a runway incursion and is extremely dangerous.

It is important for pilots to exercise caution when parking an aircraft to ensure there is ample distance between the nose of the aircraft and the yellow line to allow pedestrians, vehicles and service equipment room to pass by without damaging the aircraft. Please understand that there are times when more than one vehicle will need to pass in front of an aircraft. While the red and yellow lines can be used as a travel lane for vehicles, airport users must remain as far away from the runway as possible at all times. Bicycles and similar vehicles are allowed to transport owners & passengers to and from their aircraft within the same boundary lines as vehicle and pedestrian traffic.

Registration & Insurance (Prior to Arrival)

Aircraft Registration:

All Members, Pilots, and Air Carriers must register their aircraft electronically with the airport by visiting https://www.oceanreef.com/aircraft-registration-form/. By submitting the necessary information required to complete the form, you agree to the terms listed in this Operations Manual and the Ocean Reef Club insurance requirements. Each pilot that operates at Ocean Reef Airport is required to possess a valid Pilot Certificate, a current medical certificate (if required), and be appropriately rated for the aircraft they are flying. All airport users must know the guidelines and policies set forth in this manual or they may lose airport privileges. Ocean Reef Club Airport is a private airport and is not accessible to the general public.

Airport Release/Indemnification and Insurance Agreement:

FOR GOOD AND VALUABLE CONSIDERATION, including the opportunity to use the Ocean Reef Club Airport and its facilities, the undersigned, on behalf of himself or herself, his/her guests, and his/her invitees, and his/her respective heirs, personal representatives and assigns (collectively, "Protected Parties"), agrees to release, indemnify and hold harmless Ocean Reef Club, Inc., Ocean Reef Community Association, Inc. and their respective officers, directors, employees, agents and members (collectively, "Indemnified Parties") from any and all claims, suits, actions, damages, judgments, liabilities and expenses (including court costs, expert's fees and attorney's fees at trial and through all levels of appeal) for personal or bodily injury, property damage or wrongful death related to the acts or omissions of the undersigned and the undersigned's pilot, their staff and the undersigned's Protected Parties resulting from the landing, taking off, taxiing, disembarking and parking of the below referenced aircraft at the Ocean Reef Club Airport, and any other activity or incident from their use of the Ocean Reef Club Airport.

In no event will the undersigned be liable for any losses, costs, damages, injuries or expenses arising out of the gross negligence or willful misconduct of any Indemnified Party.

INSURANCE: The undersigned shall procure commercial general liability insurance in an amount not less than One Million Dollars ($1,000,000.00) per occurrence, and aviation liability insurance (to include aircraft liability) in an amount not less than One Million Dollars ($1,000,000.00) per occurrence, which shall each name Ocean Reef Club, Inc. as an additional insured, and contain a waiver of subrogation in favor of Ocean Reef Club, Inc. The insurance provided by the policies shall be primary and without right of contribution from any other insurance which may be available to the additional insured and the insurance shall apply separately to each insured against whom a claim is made or suit is brought, except with respect to the limits of the insurer's liability. Charter/Commercial Operators shall also procure Workers Compensation coverage with statutory limits. The undersigned shall maintain such coverage at all times during which the undersigned uses the Ocean Reef Club Airport. The undersigned shall give at least thirty (30) days' written notice to Ocean Reef Club, Inc. in the event of any termination or non-renewal of policies by the insurer. The undersigned shall provide Ocean Reef Club, Inc. with proof of such coverage in the form of a certificate of insurance.

HOURS OF OPERATION

Aircraft Operating Hours (Local Time):

Aircraft are not permitted to make noise (APU and/or Engine(s) running) outside of their respective operating hours. There are no exceptions to these curfews and failure to abide by them may result in loss of airport privileges.

- Rotor-driven and propeller-driven aircraft may operate (Make Noise) between 0700L – 2200L only, reservations required.
- Jet aircraft (without a propeller or rotor) may operate (Make Noise) between 0800L – 2000L only, jet slots required.

All Aircraft Noise (Starting, Running, Movements) are prohibited between 2200L and 0700L

Airport Office / Terminal Building Hours:

November-April:	0800 – 1800
May-October:	0800 – 1700

*Early/after-hours services can be available when requested. Approval will be based on staffing availability and the services needed. An After-Hour Service fee is applied in 1-hour increments for each hour beyond/prior to the listed hours of operation. These services are not prorated.

*The airport office may open late and/or close early on off-peak days depending on the expected traffic for that day.

It is required that all airport users call ahead or make a reservation(s) through the online platform Schedule Master so that the airport can anticipate service needs. Parking space is limited, should parking become unavailable, preference will be given to those who have been confirmed in the Schedule Master System. In the event parking is unavailable, you will be advised during your initial call during business hours.

AIRPORT CLOSURES & OVERNIGHT PARKING DURING EVENTS

Vintage Weekend: Ramp space is reserved for exhibitors during events and overnight parking requests will only be approved within 7 days of the event, if available.

Vintage Weekend is an annual event and each year it takes place over the first weekend in December. Over Vintage Weekend, the airport will experience the following closures: Approved exhibitors are exempt.

Friday: CLOSED to all traffic starting at 1400L.
Saturday: CLOSED to all traffic.
Sunday: CLOSED to all traffic until 1300L. Departures will be allowed at 1200L.

Aviation Day: Ramp space is reserved for exhibitors during events and overnight parking requests will only be approved within 7 days of the event, if available.

Aviation Day is another annual event that falls on the Saturday prior to EAA's Sun N Fun show in Lakeland, FL. On Aviation Day the airport will experience the following closures: Approved Exhibitors are exempt.

Friday:	Open
Saturday:	CLOSED to all traffic from 0700L until 1400L.
Sunday:	Open

Slots & Reservations

Prior permission is required of all aircraft and is obtained after you have submitted a completed aircraft registration packet, provided proof of meeting the insurance requirements, and made a reservation or have a confirmed jet slot (for jet aircraft only). Airport reservations and jet slots can be requested via the online reservation platform within the ORC Member Portal, via email or with the airport team during business hours. If you do not have login credentials or access through the Member Portal, please email or call the airport office for assistance. Sponsored guests and invitees must contact the airport office to make reservations or to request jet slots.

Propeller driven aircraft (Single Engine, Multi-Engine, Helicopter, etc) are required to book a reservation prior to operating at the airport. Propeller driven aircraft are limited to 4 noise events per day per tail number. Once a reservation is made, propeller driven aircraft can take off or land anytime between 0700L and 2200L.

Jet aircraft are required to obtain 'jet slots' prior to operating at the airport. A confirmed "jet slot(s)" counts as your reservation. Jet slots are limited by quantity per day. Once a jet slot is confirmed, it allows jet aircraft to take off or land anytime between 0800L and 2000L. If a jet slot is unavailable, you can opt to be placed on a standby list and a notification will be sent if/when a jet slot becomes available. Priority is given to Equity Members by allowing them to book their slots further out.

Jet Slot Booking Availability

EQUITY MEMBERS:	365 days in advance
LEGACY AND SOCIAL MEMBERS:	30 days in advance
GUESTS:	7 days in advance

Slot and use restrictions

- Jet slots can be requested for a maximum of two consecutive days
- No member can request more than twelve jet slots and/or reservations in any 30-day period
- No member can request more than thirty-six jet slots and/or reservations within any 365-day period
- There is a Maximum of two jet slots per member number per day*
- Propeller driven aircraft reservations are limited to four operations per day per tail number

*Members are limited to reserving two jet slots per member number on any given day. Requests for more than two jet slots on any given day are automatically placed on the standby list and only confirmed within 48 hours of the scheduled operation, provided the jet slots are available. Government operations and medical emergencies do not count toward this limitation.

Avanti Piaggio aircraft or derivations thereof are limited to 4 total operations per day between the hours of 0800-2000L.

The Airport Committee allows twenty jet slots each day; each landing or take-off is considered a jet slot. Eight of the allowable jet slots are available only to those aircraft defined as a "light jet" by Ocean Reef Club. Jet slots and Reservations can be requested using any of the following approaches:

- Arrival & Departure (2 noise events/ 2 slots/ 2 reservations)
- Arrival Only (1 noise event/1 slot/ 1 reservation)
- Departure Only (1 noise event/1 slot/ 1 reservation)
- Departure & Arrival (2 noise events/2 slots/ 2 reservations)

Slots & Reservations Continued:

Light Jet / VLJ Category:

The following jets can reserve "light-jet" slots at 07FA:

- Citation CJ Series (CJ1, 2, 3, 4)
- Citation Ultra
- Citation Mustang & M2
- Cirrus Vision Jet
- Honda Jet
- Eclipse 500 & 550
- Citation Bravo
- Citation Encore
- Premier
- Phenom 100 (not 300)
- Citation V

Jet Slot Cancellation Policy:

In order to provide reasonable notice to members placed on a standby list, all jet slots must be cancelled by 8am on the day prior to the date of the reservation. If notice is not provided by 8am the day prior, a 'No-Show' or 'Cancellation' fee, equivalent to the appropriate landing fee will be charged. Cancellation notification can be provided to the airport via email, call, text, or voicemail.

Communications

Overview:

All pilots are required to equip their aircraft with a VHF radio and to use proper radio procedures recommended in the Advisory Circular for non-towered airports. This is a requirement to operate at the Ocean Reef Club Airport. The assigned UNICOM frequency is 122.725 MHz. This frequency is used as a Common Traffic Advisory Frequency (CTAF) and is monitored during office hours for airport advisories and service requests. Inbound aircraft must make radio calls approximately 10 minutes prior to landing; outbound aircraft must announce their intentions before moving in the non-movement/parking area prior to taxi, back taxi, and takeoff. During office hours, all radio calls should receive a response. If you do not receive a response during office hours, check frequency, continue making position reports and exercise extreme caution.

UNICOM:

122.725

All inbound aircraft must make the first radio call over the UNICOM 10 minutes prior to landing and then continue to announce 5 minutes out and each leg of the pattern. Following the first radio call, each aircraft will receive an airport advisory of any known aircraft in the vicinity during office hours. This is also the best time to request any services that may be required (fuel, passenger/crew transportation, crew cart, GPU, catering, etc.).

Clearance Delivery from Homestead: (Is not provided by Ocean Reef)

135.075

Clearance Delivery Services are available on frequency, or if unavailable there, via phone by calling (786) 415-6524.

ALL aircraft are encouraged to contact Homestead on the CD Frequency prior to departure, this includes VFR traffic.

**Important to note that communication with Clearance Delivery does not change the pilot's responsibility of reporting his/her position, intentions, and back taxi over the UNICOM frequency

Automated Weather Observing System (AWOS)

119.025

An AWOS III-PT provides current altimeter setting, density altitude, temperature, dew point, wind speed and direction with gust indication (from 60' MSL), visibility, cloud height and sky conditions, precipitation identification and intensity, and thunderstorm reporting with local-area lightning tracking. Current AWOS conditions and NOTAM's can also be found on the airport website (http://www.oceanreef.com/airport), or by calling the telephone number below. The UNICOM operator does not provide weather advisories unless requested.

AWOS Phone Number: (305) 367-3013

AWOS Website: https://OceanReef.com/AWOS

Ground Noise

Overview:

All residential and commercial areas surrounding the airport are **extremely noise sensitive**. All ground noise for aircraft operations must be considered in our effort to minimize noise pollution for the community.

No Noise Policy:
Aircraft are not permitted to make noise (APU and/or Engine(s) running) outside of their respective operating hours.

- Rotor-driven and propeller-driven aircraft may operate (Make Noise) between 0700L – 2200L only, reservations required.
- Jet aircraft (without a propeller or rotor) may operate (Make Noise) between 0800L – 2000L only, jet slots required.

All Aircraft Noise (Starting, Running, Movements) are prohibited between 2200L and 0700L

The "15-minute" Rule:

No aircraft is allowed to make sustained, uninterrupted engine and/or APU noise for more than 15 minutes. If an aircraft has been making ground noise for 15 minutes, crew members should either begin to taxi or shut down and restart when they are ready to depart. Crew members should wait until their passengers are present and loaded up before starting engine/APU.

Luggage Service:
To aid in the compliance of the 15-minute rule, passengers and crew members can request luggage service from the Airport Staff and/or the Bell Stand. A courtesy shuttle will deliver luggage from the passenger(s) residence, deliver it to the aircraft for loading while the engine/APU are off, and then return 10-15 minutes later with the passengers.

Engine Run-Ups:
Normal engine run-ups must be conducted in a safe manner on the ramp or grass side of the yellow non-movement area designation. Check with the airport staff should you require anything other than a normal run-up. Pilots shall exercise good judgment in attempting to minimize the effects of prop wash/jet blast and noise production during run-up. The total duration of ground noise (from APU/engine start to taxi) is limited and cannot exceed 15 minutes. Engine Run-ups must be performed in your parking spot (or other safe area). Inquire with the UNICOM operator during business hours if assistance is needed.

Take-offs:
All fixed wing aircraft are encouraged to use the full length of the runway to provide the greatest margin of safety. Departing aircraft are to climb straight out, correcting for any drift, and track runway heading for two miles before turning on course. Aircraft on IFR flight plans must follow noise abatement procedures. Pilots shall use noise abatement climb procedures including after-takeoff power and prop speed reductions consistent with safe operating practice and techniques.

Traffic Pattern

Overview:

All residential and commercial areas surrounding the airport are **extremely noise sensitive**. At no point in time should any aircraft overfly any buildings unless you are established on your 2-mile final or 2-mile departure leg. Please see the diagrams on pages 13 & 17 showing the correct final approach and departure legs (please be sure to correct for any drift and **track runway headings**). The PIC must correct to avoid drifting off the arrival or departure path over residential areas. GPS coordinates WAYNE and SONNZ mark 2.1 miles straight off each departure end of the runway.

Pilots must use landing lights for all landings and departures

Runway Selection:

Runway selection is at the pilot's discretion; airport associates can advise the last runway used if requested. During a direct crosswind or calm winds, the preferred runway is RWY 05.

All Arrivals:
Pilots must monitor and make appropriate radio calls to announce their intentions on the local UNICOM frequency 122.725.

BE CERTAIN TO CANCEL YOUR FLIGHT PLAN AIRBORNE, OR BY USING THE CLEARANCE DELIVERY FREQUENCY (135.075) AFTER YOU LAND

Noise abatement procedures for all aircraft (including helicopters) dictate left-hand traffic patterns for both runways with a 2-mile final approach and 2-mile departure leg.

Traffic Pattern for VFR Operations:
Arriving VFR aircraft must report their position and intentions on the UNICOM frequency 122.725 MHz beginning approximately 10 minutes from landing. The traffic pattern altitude is 1000' AGL. For large and/or high-speed aircraft, the traffic pattern is 1500' AGL. All arriving aircraft shall fly a Standard Left-Hand Traffic pattern at the appropriate altitude using recommended radio calls and procedures. Aircraft approaching from the North planning to land on RWY 23 may enter the pattern on a right base, provided they enter at least a 2-mile final and do not overfly any homes.

Go-Around Procedure:
In the event that a go-around is needed, aircraft are to maintain runway heading and fly a two-mile departure leg to reenter the pattern. No aircraft shall be flown over the community off the pattern legs pictured on the next page:

Traffic Pattern Continued



Common Frequencies:

Homestead Approach:	123.8*	HST ATIS:	132.275*
Homestead AFB Tower:	133.45*	HEJC (X51 F.B.O.):	122.85*
Miami Approach:	125.5*	07FA UNICOM:	122.725
Alert Area:	122.75	Clearance Delivery	135.075
Homestead General (X51):	122.8*	07FA AWOS:	119.025

*Unavailable for communication while on the ground at Ocean Reef.

Ground Operations

Upon Arrival:

Taxiing: There are no taxiways at Ocean Reef Airport. After announcing your intentions over the UNICOM, aircraft will taxi/back-taxi on the runway. Pilots will taxi at a reasonable and safe speed. The speed limit for all vehicles operating on the ramp area is 13 knots (15 mph).

RWY 5: Once you have landed and come to a safe taxi speed, do not turn around until the end of the runway. The "No Turn Area" near the Barracuda Business Center & the "No Turn Area" in front of the terminal building applies to all aircraft. Aircraft must execute a left hand turn at the end of RWY 5 to back taxi to avoid golfers.

RWY 23: Once you have landed and come to a safe taxi speed, please make your way to your assigned parking spot.

*****Aircraft are not allowed to hold or perform run-ups on the runway and in the turnaround areas. To prevent a runway incursion, all runway areas must be clear prior to any takeoff or landing operation.*****

Parking Procedures

Overview:

Once you have landed, airport staff will advise where to park over the UNICOM frequency or via marshaller. If you arrive after hours or no one is available to marshal you into place, please follow these standard protocols:

Jets remaining overnight: The first aircraft will park as far SW as possible on the South Ramp (Near the approach end of RWY 05). Subsequent jets remaining overnight will park as close as possible to another aircraft and fill in working in a northeastern direction.
Jets not remaining overnight: The first aircraft will park as close as possible on the SW side of the Operations Shed. Subsequent arrivals will park as close to the first aircraft as possible and fill in, working in a southwestern direction.
Ramp parking prop planes: The first aircraft will begin at the far NE end of the North Ramp and park with their wing hanging over the grass (if able). Subsequent aircraft will park as close as possible to the first aircraft and fill in, working in a southwestern direction. The southern-most end of the north ramp (near the fuel ramp & storage area) is reserved for fueling helicopters, non-towable aircraft, and for use as a washing station. Please allow ample room for aircraft to utilize that area.

All aircraft on the ramp are to be left in a towable configuration: brakes off, pins in/out, etc. Wheel Chocks are required for all aircraft when parked in the towable configuration on the ramp. A minimum of 2 sets of chocks are required per aircraft. 1 set of chocks are to be placed on a Main Gear Wheel(s) and a second set of chocks are required on the Nose Landing gear wheel(s).

Grass parking prop planes: Please be mindful of other users and keep the amount of space between aircraft to a minimum when parking your aircraft. The grass parking area is equipped with two stainless steel cables to which you can secure an aircraft. Please bring your own straps or ropes as they are unavailable at the terminal building.

FOR ALL AIRCRAFT: when parking on the grass or ramp area, it is important to remember the following:

- Aircraft must be parked in a manner where no part of the aircraft extends outside of the yellow non-movement area marking.
- Park as close as you can get to a neighboring aircraft or the end of the ramp/grass, we have very limited space and this helps to maximize the usable area.
- Park with the nose of the aircraft perpendicular to, and facing toward the runway, unless asked otherwise by the airport staff.
- Aircraft must be parked as far as possible from the runway. There is no parking in front of the Terminal.
- When parking in the fuel ramp, make a left-hand turn around so you finish with your right wing tip near the silver fuel cabinet.

Please see the labeled parking diagram on the following page.

Grass Parking Access Gate
Grass Parking Area
North Ramp
Fuel Ramp & Fuel Storage
Terminal Building
Main Ramp Access Gate
Operations Shed
South Ramp
Google Maps

VFR / IFR DEPARTURE PROCEDURES

For ALL Departures:
All aircraft must fly a two-mile departure leg immediately after departure and adjust for any drift. Directional assistance can be used by flying direct to one of two GPS waypoints:

RWY 5:	Fly direct SONNZ
RWY 23:	Fly direct WAYNE

VFR Departures:
After performing a run-up in your parking spot (or other safe area), state your intentions to depart over the UNICOM. Airport associates will provide an advisory (during office hours), and then you may proceed when safe. Upon departure, you must correct for any drift and track runway heading for two-miles prior to exiting the pattern.

IFR Departures:

- Use the Clearance Delivery Frequency 135.075 to contact ATC and receive your clearance and any additional information about your departure and any pertinent inbound aircraft.
- When you are ready to move from the non-movement area and begin your back-taxi you must call your intentions over the UNICOM, 122.725.
- Remain on 122.725 and continue to monitor 135.075 until you are airborne.

Pilots must use landing lights for all landings and departures.

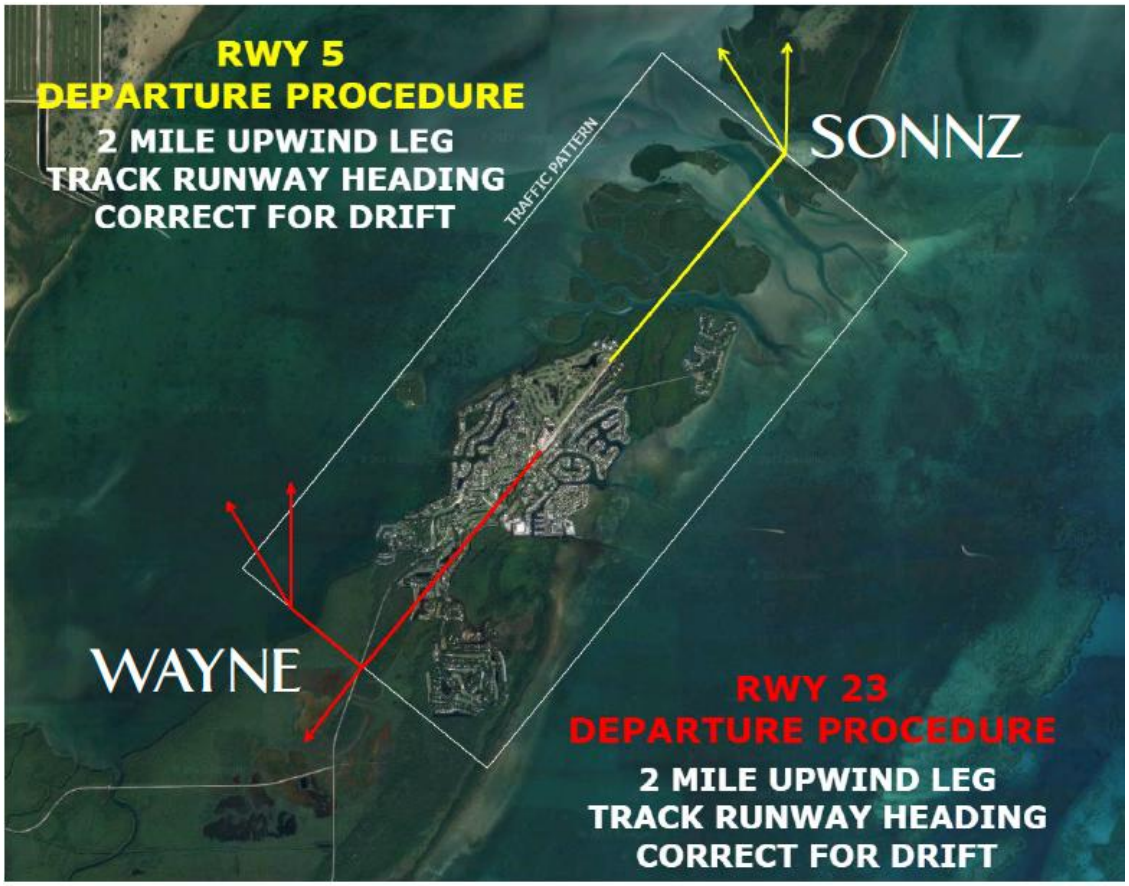

Amenities & Services

Runway Lights:
Runway lights operate via photocell and are normally set on low from 0700L to 2200L. When runway lights are on, light intensity can be controlled by the pilot by using the PTT or mic switch on 122.725 MHz (5-10 clicks).

Windsock:
An illuminated windsock is installed across from the fuel ramp. The rings on the windsock represent 5kts.

Precision Approach Path Indicator (PAPI):
The standard 2-unit PAPI installed on the left side of RWY 5, 365' beyond the threshold and 35.5" tall; it is calibrated for a 4.03-degree glide slope which makes for a 25' 8" TCH. The standard 2-unit PAPI installed on the left side of RWY 23, 404' from the displaced threshold; it is calibrated for a 4.00-degree glide slope which makes for a 28' 3" TCH.

RNAV (GPS) Procedures for RWY 5 & 23

Ocean Reef Club Airport is designated as a Private Airport. The use of these procedures requires permission from the FAA that is specific to the individual user or air carrier. If interested in utilizing these procedures, please email the airport at airport@oceanreef.com.

GPU (Ground Power Unit): Four 28v TRU-28 Ground Power Units (GPU's) are available on the south ramp parking area, closest to the approach end of Runway 05. GPU's are first come first serve for a service charge.

Lavatory Service: An AeroSpecialties LC180-RJ2 lavatory cart is available upon request to clean and replenish an aircraft's lavatory system. A service charge applies for this service, and a crew member should be present while the service is performed.

Jet-A W/Prist: All our Jet-A is premixed with FSII/DiEGME from our Fuel Supplier Titan Aviation Fuels. Pricing is updated weekly. See fueling procedures on page 22.

OIL: Phillips 66 100AW Motor Oil and Eastman 2380 Turbo Oil are available for purchase upon request

BELLSTAND (305) 367-5985: Bellstand provides courtesy transportation to any property located within Ocean Reef Club and Angler's Club. To request a ride upon arrival, you can do this over the UNICOM by requesting a van and providing the number of passengers it will need to accommodate. To request transportation from a residence to 07FA, please call the number above and provide them with the address where you would like to be picked up and how many bags/passengers there will be in total.

Fuel Spill Cleanup: In the event of a fuel spill, the team responds to secure the area and protect the environment during business hours. The charge for the service depends on the containment and cleanup cost.

Amenities & Services Continued

NEWSPAPERS: The Ocean Reef Press is available in the terminal building while supplies last; any other newspapers can be ordered through Reef Eats or by visiting the Gift Shop.

ICE: There is a bulk ice machine in the Luggage room of the ground floor of the terminal building. There is no charge for ice, we only ask that you do not leave the ice scoop in the ice machine as it is against Florida health codes.

COFFEE & HOT WATER: Regular Coffee, Decaf Coffee, and Hot Water is available upon request for aircraft coffee pots/containers in the Terminal Catering Room.

SNACKS: Small snacks are available in the terminal building at most times (while supplies last).

COURTESY CART: A golf cart is often available upon request for crewmembers to go get lunch at select restaurants/stores. A form & sign out is required to be completed in the terminal prior to taking a golf cart for use.

REFRIGERATION: Refrigerator space is available in the terminal building to store food or beverages (up to 48 hours).

DISHWASHING: Dishwashing can be provided upon request for a service charge. Alternatively, there is a sink in the catering room and in the terminal breakroom that can be used. If looking to use the dishwashing machine, please inquire with the Airport team.

RETAIL: We have a rotating inventory of 07FA branded merchandise in the terminal building.

ELEVATOR: An elevator is available for use on the NE side of the terminal building.

RIDE-SHARING SERVICES: Ride hailing/sharing services such as Uber and Lyft are occasionally available at Ocean Reef Club but should not be relied on. If you schedule a pick-up or drop off, you must provide the first and last name of everyone in the vehicle to airport staff so they can be cleared through the gate. The preferred means to do this is by emailing airport@oceanreef.com. Drivers entering ORC property may be asked to leave their license at the gate and pick it up on their way out. A Government issued ID is required for access to the property.

ENTERPRISE CAR RENTAL: Enterprise has an office at Ocean Reef Club operating between 0800-1600L and their offices are closed on most holidays. Call the airport team at 305-367-3690 to be connected with the enterprise team.

CATERING: Airport staff cannot place catering orders. To place a catering order, please call or email Ocean Reef Club's Reef Eats Department using the information listed below. To place an order and inquire current menu items please email: reefeats@oceanreef.com

AIRCRAFT HANDLING/MOVEMENT FEE: This fee is assessed each time an aircraft is moved outside of the airports operational needs.

AFTER HOURS FEE: This fee is assessed when an aircraft arriving or departing outside of office hours requests for an associate to be present for their arrival, departure and/or fueling.

CALLOUT FEE: This fee is assessed any time that an associate is required to make a special trip to 07FA to service an aircraft or perform a task for a customer. This fee is charged in addition to the appropriate After Hours Fee.

Pricing & Fees

Effective 11/01/2025				
Category	**Overnight Rate (Taxable)**		**Landing Fee**	
Grass Parking	**Member**	**Guest**	**Member**	**Guest**
I - Up to 5,000 lbs.	$45	$60	$35	$55
II - 5,001 to 8,000 lbs.	$55	$75	$40	$65
Cat I and II Ramp Parking	$110	$140	$70	$105
III - 8,001 to 15,000 lbs.	$210	$300	$140	$200
IV - 15,001 to 30,000 lbs.	$580	$660	$510	$600
V - 30,001 lbs and above	$715	$800	$630	$710
Category	**Overnight (Taxable)**	**Landing**		
Corporate II	$295	$190		
Corporate III	$405	$290		
Corporate IV	$815	$575		
Corporate V	$960	$775		
Category	**Overnight (Taxable)**	**Landing**		
Charters I	$150	$100		
Charters II	$300	$250		
Charters III	$500	$410		
Charters IV	$740	$600		
Charters V	$875	$800		

Effective 01/31/26	
Services & Products	
After Hours	$250/Hour
Callout	$400.00
Lav Service	$100
Movement Fee	Member: $25 Non-Member: $50
GPU	$100
Turbine 2380 Oil qt	$60.00
Mobil Jet Oil II qt	$60.00
Piston Oil qt	$25
Skydrol qt	$100
Hazardous Waste (Per Bag)	$100
Dish Washing	$100

PROHIBITED OPERATIONS

Ultra-Light Operations:
Ultra-light aircraft may operate at Ocean Reef Airport provided they are registered and approved by airport. The pilot must hold a valid Pilot and Airman Medical Certificate.

Balloon Operations:
Lighter than air and/or Hot Air Balloon operations are prohibited by Ocean Reef Club regulations.

Flight Training:
Flight training techniques, including touch & go, low passes, simulated engine failures, and other maneuvers are not permitted in the vicinity of Ocean Reef Airport.

Sky diving:
Sky diving and parachuting are prohibited by Ocean Reef Club regulations unless contracted for an approved Club Event.

Honeywell (Garrett) TPE331 Engines:
Prohibited from operating at Ocean Reef Airport.

Aircraft with wingspans greater than 74':
Must be member-owned and receive special permission to operate at Ocean Reef Airport prior to landing, taxi, and takeoff.

Commuting:
Thirty operations within a month or more than four in a single day is considered excessive.

Self-Fueling: Only Airport Associates are permitted to perform fueling operations.

Using Airport Equipment: Only Airport Associates are permitted to use airport equipment including the Lavatory Cart, GPU's, and Lektro Tugs.

LEKTRO TUG POLICIES

Four Lektro AP8750CX aircraft tugs are available for airport associates to maneuver aircraft. Below are a few items airport users should know regarding the Lektro Tugs:

- Lektro tugs are not to be operated in the grass parking area.
- The following aircraft are currently unable to be towed: Falcon 10, Falcon 20, and Learjet 31.
- Tugs may be used as a start cart for the GPU service fee.
- Additional fees may apply if a request is made to move an aircraft simply for convenience, or multiple times in the same day.

FUEL PROCEDURES

Fuel Availability:
The only aviation fuel available at Ocean Reef Airport is JET-A premixed with Fuel System Icing Inhibitor (FSII). Fuel is available during office hours or if after-hours services are being provided.

Fuel supply and availability can be very limited. Fuel is offered on a 'first-come, first-served' basis and we are unable to reserve fuel for a departure date. We strongly encourage all fuel orders to be completed upon arrival.

Fuel Upon Arrival:
To minimize delays, we urge all crew members to know if fuel is needed upon arrival. Advising the UNICOM operator of the need for fuel before the aircraft is parked allows the team to better position the aircraft. If you need additional time to calculate your fuel order, advise the airport staff over the UNICOM and parking arrangements will be adjusted accordingly.

Fuel Prior to Departure:
Crew members may request fuel at any time during your stay. It is recommended that fuel orders are placed 24 hours prior to your scheduled departure to ensure availability and uninterrupted departures. Fuel orders can be called in, emailed, or made in person.

Requests for a top-off will be fueled up to the bottom of tabs/filler neck as appropriate to allow room for expansion. Requests for a full top-off should be made on the day of departure to avoid fuel leaking on the ramp as it expands in the tanks.

Fuel Ramp Markings:
Obstacle clearance markings show the distance from that line to the nearest stationary object. The markings are located at 25', 35' and 45' from the nearest stationary object. Stationary objects do not include vehicles, golf carts and ground service equipment.

Parking Area Markings:
The white lines that run parallel to the fence behind the ramp areas indicate 35' of clearance from the line to the fence on the North Ramp, and 35' of clearance to the GPU boxes on the South Ramp.

HELICOPTER OPERATIONS

Helicopter Approaches:
Helicopters shall follow all of the same rules and procedures as fixed-wing aircraft operating at Ocean Reef Airport, except that helicopters do not need to use the full length of the runway for their departure, and can fly a lower, but considerate, pattern altitude. Approaches must be made over the centerline of the runway with a two-mile final. Pilots must plan their approach to minimize the time on the runway or in hover. Hover taxi to your parking spot without delay.

Taxiing:
Hover taxiing is expected to be kept to a minimum.

Start-Up:
Run-ups are to be conducted in your parking spot prior to departure.

Departures:
After announcing your intentions over the Unicom, helicopters are expected to depart from their parking spot and track runway course for two miles before turning on course. Helicopters are to follow the same arrival and departure procedures as fixed-wing aircraft, with exception given only to traffic pattern altitudes and taxiing.

Limitations:
Helicopters are limited to four operations per day, per helicopter.

Other Information

Accessing Ocean Reef Club.
Third-party vendors, working on property, who need access to property must first go to https://www.orcareef.com, hovering the cursor over the "BUSINESS" tab and then clicking "Temporary ID / Day Pass – Credit Card". They will need the name of the ORC Member that they will be working for, or the Authorized Company Name.

Front Gate Clearances:
Crew members must obtain authorization from airport staff to leave and/or return to the Ocean Reef Club property. Send an email to airport@oceanreef.com with the first and last names of everyone that needs to be cleared through the gate along with the dates that gate clearance is needed.

Ramp & Tarmac access:
Access to aircraft movement and parking areas is restricted to aircraft owners. Unique Access PIN codes are available to aircraft owners. Inquire with the airport team if interested in having an access pin. There are five designated and numbered vehicle staging spots, if you are waiting for an aircraft to land, this is where the vehicle should be staged. If adequate staffing is available, we will escort you to the aircraft once it is parked, otherwise, you may drive to the aircraft when it is safe to do so.

Temporary Flight Restrictions:
TFR's are occasionally imposed on flight operations over and near Ocean Reef Airport. Pilots shall check with Flight Service or other facilities for current TFR information. TFR information affecting 07FA may be posted in the airport terminal building.

NOTAM's:
As a private airport, we are unable to issue public NOTAM's. NOTAM's from Ocean Reef Airport can be found by visiting the Airport website https://www.oceanreef.com/07fa-wx-and-notams/

Security Issues:
Runway encroachment by vehicles or individuals, vandalism of aircraft or airport facilities, unauthorized vehicles, or other activities deemed to be a hazard or a potential hazard to aircraft operations should be reported immediately to Public Safety by calling (305) 367-5444. Theft, vandalism or destruction of an aircraft is a federal offense. All aircraft parking areas are patrolled and under video surveillance by the Airport and Public Safety Department 24 hours a day. Aircraft damage and accidents are investigated by the appropriate government agencies.

Runway Inspections and Maintenance:
Inspections of the runway are conducted regularly to determine condition, cleanliness, and condition of all visual aids. Report any observed deficiencies to the Airport over the UNICOM or by calling (305) 367-3690. Pilots and crew members are not allowed to perform condition inspections or enter the runway area without permission and/or being escorted by airport staff.

DRONE USAGE

Only commercially operated drones may be used around the community provided the following conditions have been met:

1. The drone operator has obtained permission from ORC Communications Department by calling (305) 367-5882 and must understand the allowable fly zones.
2. If operating within a No Fly Zone, the drone operator must notify the airport staff of the intended path, altitude, time and duration of flight. *Certain flights may require an escort from the Airport Team.
    a. Unicom 122.725
    b. Airport Operations (305) 367-3690
3. Drone operator understands that Ocean Reef Club is located in intermittent Class E, Controlled Airspace.

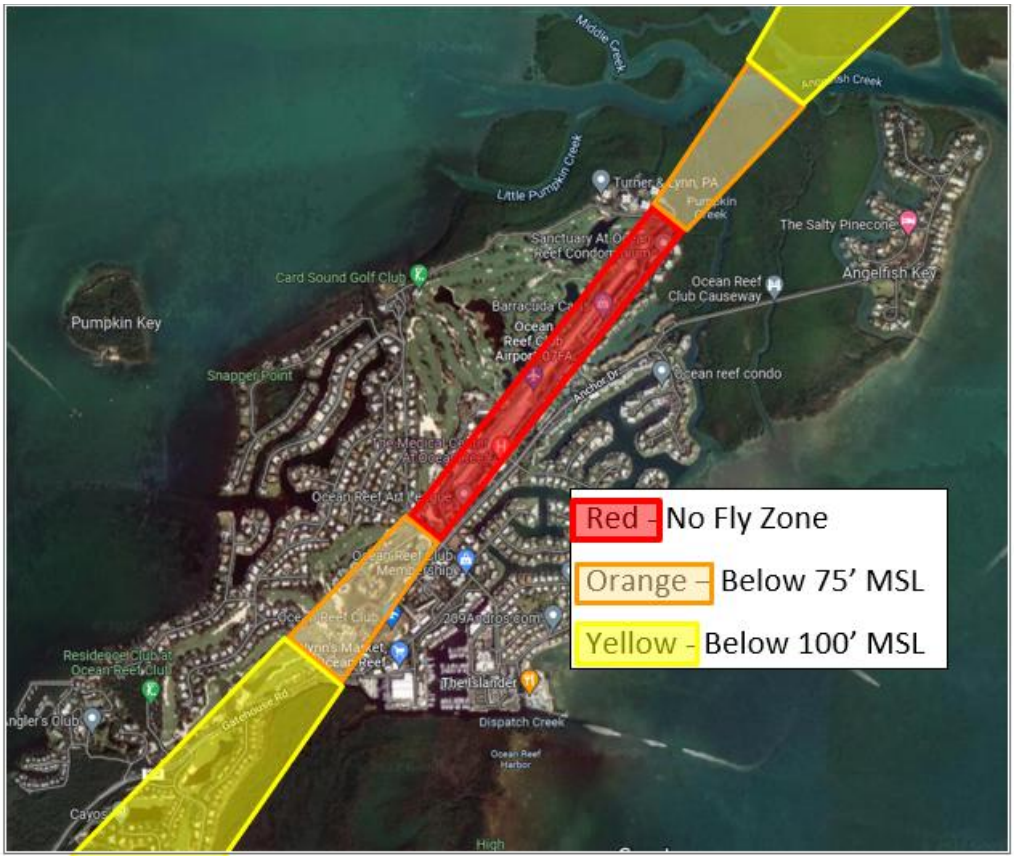

AERIAL PHOTOGRAPHY

Express consent is required prior to engaging in any type of aerial photography. Prior to notifying the airport, permission must be obtained through the Ocean Reef Club Communications Office by calling (305) 367-5882.