


GPA Midstream & GPSA Publications & Collaboration Portal Basic Walkthrough

Version 1 - September 2025



In the gpamidstream.org member's area, users need to go to their profile page to access the button to view the Publications and Member's Collaboration Portal (a.k.a., the Portal)

- To get there from within the gpamidstream.org member's area click on the dropdown menu to the right of your name in the upper right-hand corner (yellow circle) then select "MY PROFILE" (red arrow)



Click on the “PUBLICATIONS AND MEMBER’S COLLABORATION PORTAL” button to go there (red arrow)

Home

Committees

Recorded Presentations

Memberships

Events

Publications

Sponsorships

GPA Midstream Website

GPSA Website

Convention Website

My Shopping Cart

Marty Erne

My Profile

DIGITAL ENGINEERING DATA BOOK

PUBLICATIONS AND MEMBER'S COLLABORATION PORTAL

★ Overview

Account

Organizations

Purchases

Requests

Tasks

Documents

add

#20202

No Primary Organization

6060 S American Plaza St E Ste 700
Tulsa, Oklahoma 74135-4352
United States

(918) 493-3872

m.f.erne@gmail.com

Add Image

Last Login: 8/26/2025 10:47 AM

RECEIVES MEMBERSHIP BENEFITS

NOT OPTED-IN TO SHOW
IN MEMBER DIRECTORY

Notes

Pay Open Balances

No Open Balances

Membership

GPA MIDSTREAM ASSOCIATE MEMBERSHIP DUES

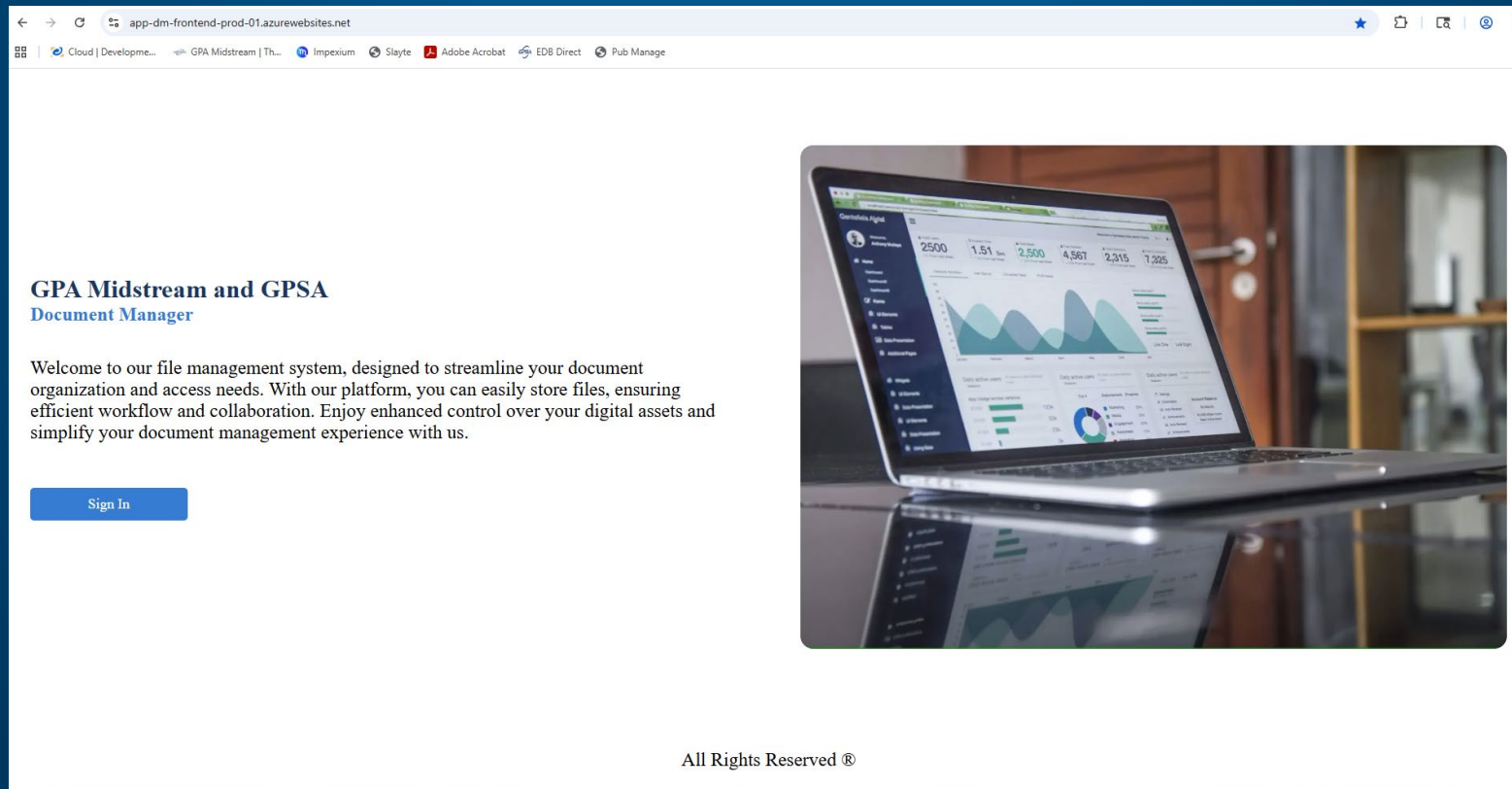
EXPIRES: 12/31/2025

Midstream Technical Veteran

AS OF: 8/27/2025

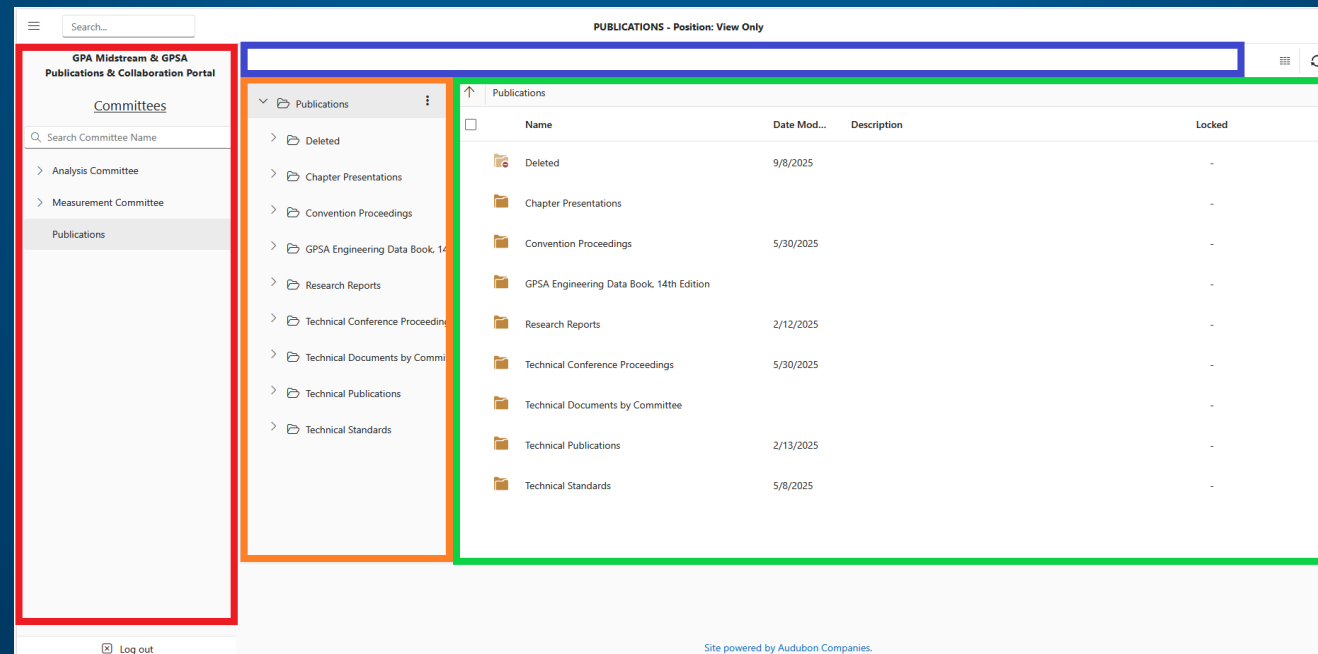
Clicking the button takes you to the Portal and passes a token validating your credentials, which allow you in.

- You won't see the page below if accessing the Portal from the gpamidstream.org member's area; however, you can use the link below and enter your gpamidstream.org username and password to go to the Portal directly
- <https://app-dm-frontend-prod-01.azurewebsites.net/>



The Portal app will open and will look similar to what is shown below (without colored boxes).

- The red box shows all committees you are on plus the Publications area
- The orange box shows the folder structure for the committee, WG, or subcommittee (a.k.a., subgroup), or the Publications area selected in the red box
- The green box shows the files and subfolders for the folder selected in the orange box
- The blue box shows actions currently available to the user



- If a committee has a subgroup under it, it will appear with an arrow to its left (like the Analysis Committee show)
- Clicking on a committee with subgroups will display a dropdown menu with all subgroups listed (like the Measurement Committee shows)
- Everyone who works for a GPA Midstream or GPSA member company, whose dues are current, will see the Publications area
 - People who don't work for an association member company, or whose dues aren't current, should not be able to log into the Portal
- Users will only see committees which they are on
- Users will be able to see all subgroups of committees they are on, regardless if they are on the subgroups
- Committees and subgroups are directly imported from the gpamidstream.org database. If an editor creates a subgroup folder within a committee area in the Portal, it will not show up here

GPA Midstream & GPSA
Publications & Collaboration Portal

Committees

Q Search Committee Name

> Analysis Committee

▼ Measurement Committee

WG14: GPA 2172 Update

WG17: GPA 8195 Update

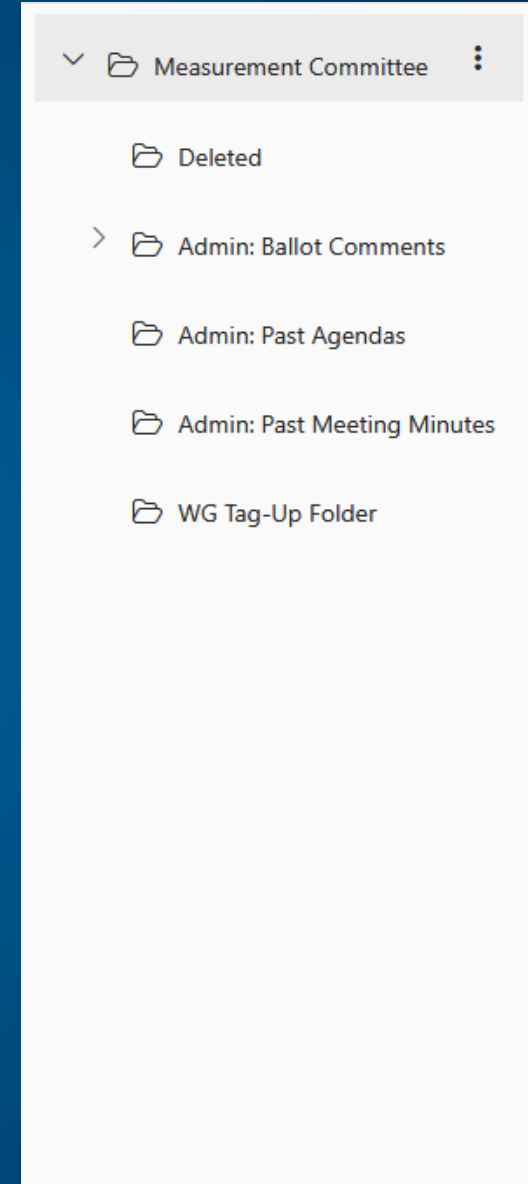
WG69: GPA 8173 Revision

WG77: Multi-Path Ultrasonic
Metering at or Near Hydrocarbon
Dew Point of Natural Gas

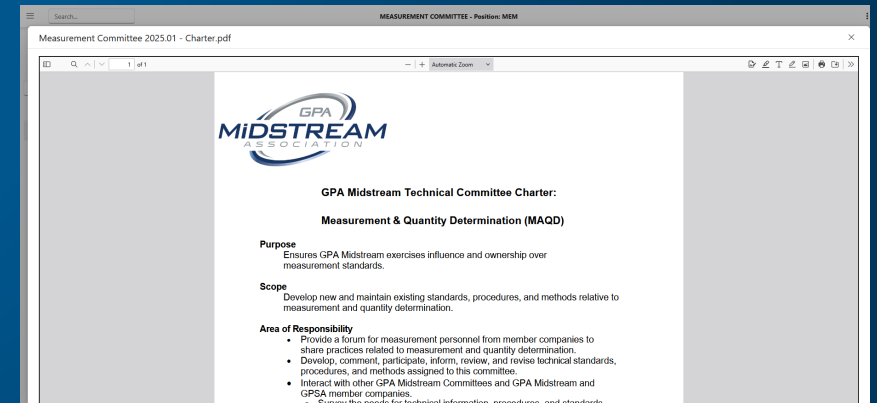
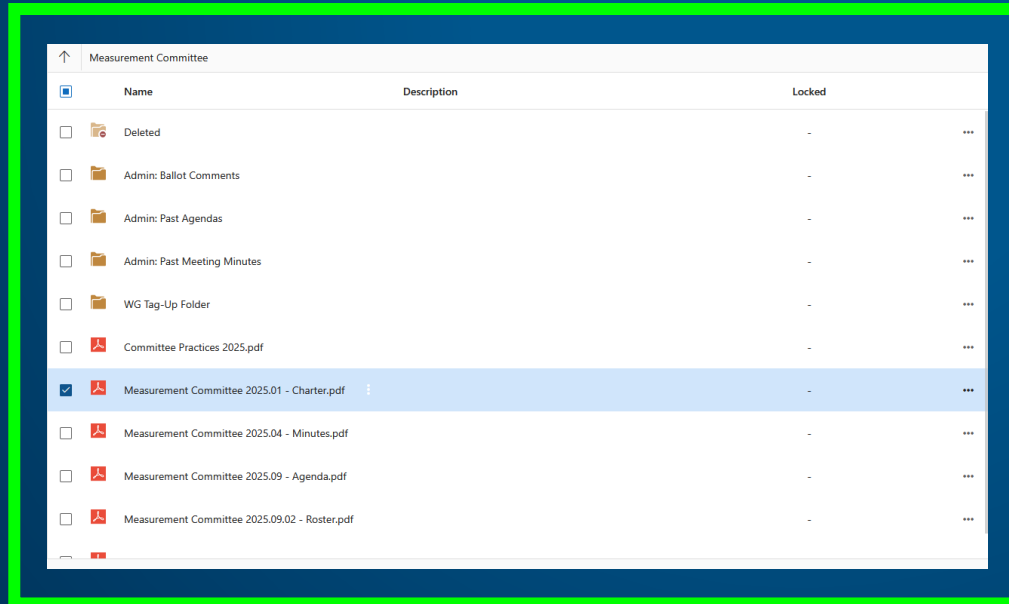
WG80: Building and Troubleshooting
Midstream Material Balances

Publications

- A committee's area can be navigated by using the folder structure pane or the file and subfolder area
- Folders with subfolders will have an arrow displayed to their left
 - Before navigating to folders, all display the arrow; after the system 'looks' at a folder it will accurately hide/show the arrow
- It is not possible to use this or the file and subfolder pane to navigate to a new committee, subgroup, or the Publications area. The Committees pane must be used for that



- In the files and subfolders area, users can navigate folders by double-clicking on a folder name to open that subfolder or by clicking the up arrow in the upper-left hand corner to go up one folder
- Selecting a file will show selection boxes to the left. Multiple files can be selected individually, or all selected/deselected, using the blue box to the left of the Name heading
 - Batch actions, such as downloading, are available
- Double-clicking on a file will open it for viewing (see image on right for example)
 - This is available for Word docs, Adobe pdfs, Excel Spreadsheet, and some image formats




The Action bar will have different options whether you have something selected in the file and folder pane, and whether you have editor permission or not

1. Is the view for a viewer/downloader with nothing selected
2. Is the view for a viewer/downloader with one or more files selected
3. Is the view for an editor with nothing selected
4. Is the view for an editor with one or more files selected

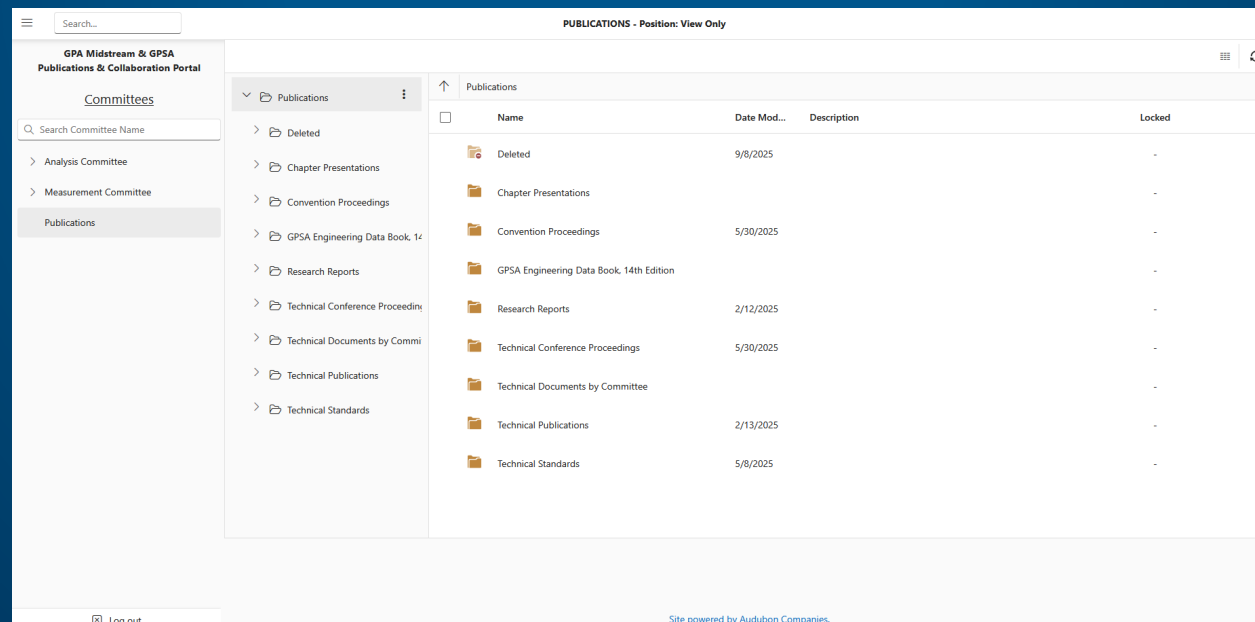
Permission level in the Portal is based on a user's position on the committee they are specifically viewing

- Members have viewer/downloader permission
- Chair, Vice Chair, Secretary, WG Lead, and other leadership or contributor roles have editor permission
- To check your position within a committee, go to the gpamidstream.org member's area, go to "My Profile," select account, then committees. This will list all committees you are on, as well as the position within each specific committee

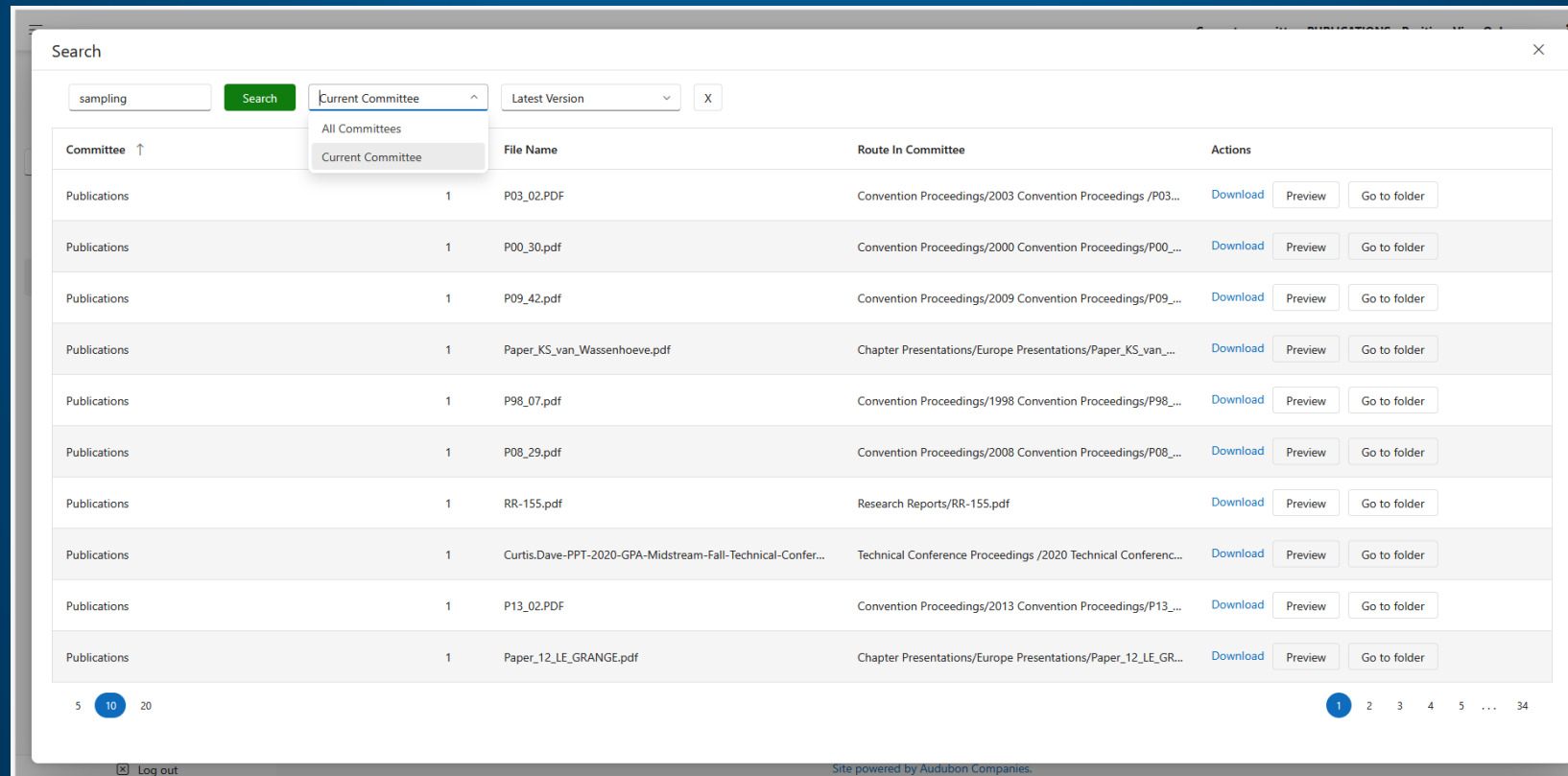


All Publications, which are free for members, can be accessed using the Publications area

- Previously these were accessible via the “Cloud-based Data Book and Publications” button in the gpamidstream.org member’s area on “My Profile”
- The GPSA Engineering Data Book (EDB) available here is the 14th Edition in .pdf format (both FPS and SI). To access the online GPSA EDB with updated content use the “Digital Engineering Data Book” button in the gpamidstream.org member’s area on “My Profile”
- No members have editor permission to this area; it is maintained by staff



- Searching can be performed using the box in the upper-left hand corner of the webpage
 - By default, the search will be performed looking in all folders the user has access to
 - A single committee, subgroup, or the Publications Area can be searched by selecting your chosen target area in the committee's pane, then choosing Current Committee for the search area, as shown below
 - For search location purposes, the Publications Area is considered a committee



- Editors can upload files either by using the “Upload Files” button in the action pane, or by dragging files from their computer’s file browser and dropping them onto the file and subfolder pane
- Editors can add descriptions for files which will show underneath the “Description” heading (as seen for the Excel file below)
 - To do this, select a file then select the three vertical dots to the right of the file name. This will display a dropdown menu where “Update Description” is selected

The screenshot displays the 'ANALYSIS COMMITTEE - Position: Admin' interface. On the left, a sidebar lists various committees under 'GPA Midstream & GPSA Publications & Collaboration Portal', with 'Analysis Committee' selected. The main area shows a table of files within the 'Analysis Committee' folder. The table has columns for 'Name', 'Description', and 'Locked'. A file named 'Analysis Committee 2024.08 - Charter.pdf' is selected, and a context menu is open over it, showing options: 'File Versions', 'File History', 'Lock / Unlock', 'Copy download link', and 'Update description'.

Name	Description	Locked
Admin: Past Meeting Minutes		-
Research		-
Shared Resource Material		-
Analysis Committee 2024.04.03 - Hardware Report....	Report of last known location and custodian for Analysis...	-
Analysis Committee 2024.08 - Charter.pdf		-
Analysis Committee 2025.04 - Minutes.pdf		-
Analysis Committee 2025.09 - Agenda.pdf		-
Analysis Committee 2025.09.02 - Roster.pdf		-
Analysis Committee 2025.09.02 - Voter List.pdf		-
Committee Practices 2025.pdf		-

- Committee positions with editor access are listed below
- If you wish to share a file with your committee, please contact your committee officer and explain to them why. If they agree, they will upload the file
- If you believe you should have editor access for a committee, please send that request to the committee chair and CC staff. If the rationale is valid, the chair will request staff to grant access
- Permissions are granted individually by committee, but the rules are global. If all members of your committee collaborate, you may see your position on the committee listed as one of the positions below, for functionality

- Chair

- Contributor

- Coordinator

- ERB Liaison

- Instructor

- Secretary

- SG1 Chair

- SG1 Member

- SG1 MTV

- SG2 Chair

- SG2 Member

- SG2 MTV

- Staff

- TEC Liaison

- Vice Chair

- WG Member

- Workgroup Leader

- YP Liaison

