



## SPECIFICATION C430

### PRINCIPAL DIMENSIONS according to ISO 8666

Length Overall (Lmax)	13.55 m	44' 5"
Length of Hull (LH)	11.73 m	38' 6"
Beam (BH)	4.20 m	13' 9"
Draught (Tmax)	1.15 m	3' 9"
Air height	4.80 m	15' 9"
Fuel capacity	1100 l	242 UK gal
Water capacity	450 l	99 UK gal
Displacement	13.42 t	13.21 UK t
CE Category - max. pers.	B - 12	C - 14

### ENGINE STANDARD

2 x Volvo Penta IPS500 - Pod drive 30 kn.\*

### ENGINE OPTION

2 x Volvo Penta IPS600 - Pod drive 33 kn.\*



\*All performance figures are given in good faith and are intended as an indication. These figures cannot be guaranteed as top speed in particular is affected by the cleanliness of the hull, conditions of the propellers, weight carried and air/sea temperature. Performance is related also to the optional accessories selected. SEALINE reserves the right to change specifications in line with the company policy of improvement through research and development. Standard Propeller tested in Greifswald according to Volvo conditions. All measurements/figures approximate. Errors and omissions excepted. Specification and material can be changed without notice. Please check with your dealer for a full list of inclusions. \*\*To be confirmed after seatrial. Valid from 2026.01.01

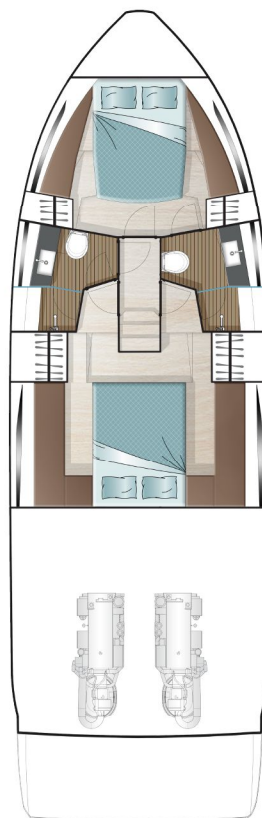


ROOF



MAIN DECK

C1

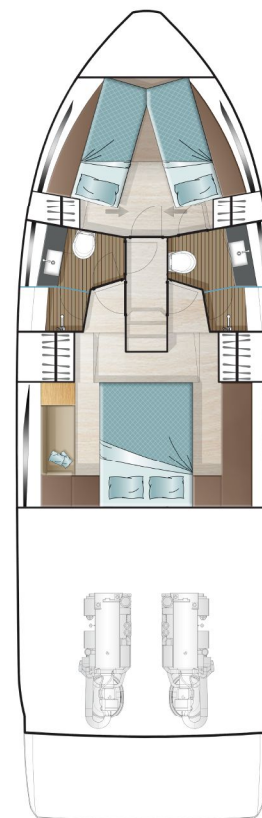


LOWER DECK

Standard

A1

B1

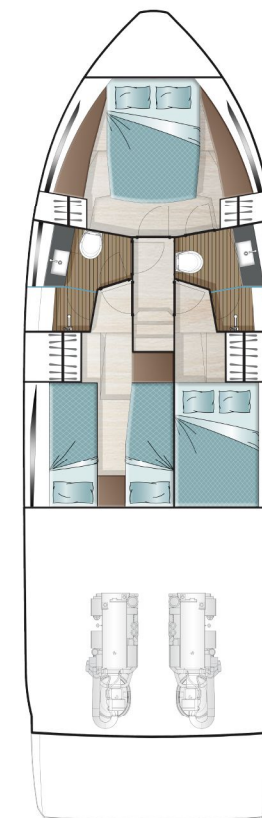


LOWER DECK

Option

A2

B2



LOWER DECK

Option

A1

B3

## HULL

- GRP hull with sandwich construction, isophthalic gelcoat, colour: STAR WHITE, 1st layer vinyl ester resin
- Waterline, isophthalic gelcoat, colour: BLACK
- Aft pillar vinyl wrapped in GREY with SEALINE logo
- 2 hull windows (master cabin port side, VIP cabin port side)
- 4 hull windows with openable porthole (master cabin starboard side, VIP cabin, and toilettes)

## DECK & COCKPIT

- GRP deck with antislip surface, isophthalic gelcoat, colour: STAR WHITE, 1st layer vinyl ester resin, anchor locker, self draining, anchor arm stainless steel
- Fender strip, rubber, colour: BLACK
- SEALINE steering wheel and throttles
- Full windscreen with pantograph wipers and screen wash
- Panoramic full glass windows and 2 fixed skylights in saloon
- Sliding door between cockpit and galley and tilting window to enlarge galley into cockpit
- Bathing platform in fiberglass, bathing ladder with handrail and bathing shower with hot and cold water and opening stainless steel gate.
- Stainless steel pulpit, 6 stainless steel mooring cleats, stainless steel handrails
- Seating "L"-shaped bench with fixed backrest with storage underneath and teak bar, manual bimini
- Bench at bow, GRP surface
- Manual engine hatch

## PROPULSION

- Engine room, sound insulated, fans with fire extinguisher system, automatic and manual, Batteries-Engines: 2 x 90 Ah / 12 V, Battery charger (only for engine batteries)
- 2 Volvo Penta IPS500 (380 hp), Pod Drive propeller: T3, 2 Volvo engine instrumentation 2.5" displays
- Manual TRIM TAB
- Fuel tank, capacity: 1100 litres
- Fuel Filter

## ELECTRICAL EQUIPMENT

- 12 V and 230 V electric system with 230 V shore power connection and digital switches, sockets in saloon (1), master cabin (2), VIP cabin (2), galley (2), toilettes (1), engine room (1) and 12V on dashboard (1)
- Battery set, capacity: 2x 260 Ah
- Country Version: EU / AUS
- Electric toilets
- Light in cabins, saloon and galley with dimmer. Dimmable indirect lights and reading lights in cabins. Lights in toilettes, cockpit and engine room.
- Front screen demister
- Holding tank (170 l)
- Water tank (450 l) with gauge, fresh water pump and boiler (40 l)
- Bilge pumps: automatic electric (2) and manual emergency bilge pump in cockpit (1)

## NAVIGATION & INSTRUMENTS

- Standard dashboard with engine room fire extinguisher system
- Compass

## LAYOUT & INTERIOR

- A1: Bow cabin with double berth, 2 wardrobes and sideboards with stowage and two bedside tables. 1 drawer underneath the bed. 3 Skylights, one openable, direct access to separated head. Fully equipped head with separate shower stall with handheld shower, and comfort seat with wood cover.
- B1: Aft cabin with double berth, wardrobes and sideboards with stowage on both sides, 2 bedside tables, direct access to separated head. Fully equipped head with separate shower stall with handheld shower, and comfort seat with wood cover. Second door for day head utilization.
- C1: Saloon with "U" shaped sofa, pilot copilot seats, galley with stowage, fridge with freezer compartment, gas stove - 2 burners, 1 gas oven and sink with draining basin
- Saloon table with fixed leg
- Counter tops in galley, in BISTRO material (according to colour card)

## UPHOLSTERY & WOOD

- Upholstery scheme CASABLANCA, colour: PEARL WHITE (according to colour card)
- Exterior seating material in SARDINIA, colour GULL WING (according to colour card)
- Upholstery helmsman seat: CASABLANCA, colour: PEARL WHITE (according to colour card), Bed frames and bedheads in all cabins in soft material, colour: SILVERTEX ANTHRACITE
- Standard mattresses in all cabins
- Carpet for cabins (according to colour card)
- Interior furniture in high quality marine plywood: MADISON WOOD (according to colour card)
- Saloon and galley flooring in AUSTRALIAN ACACIA (according to colour card)

## TRANSPORT

- Identified locations for hand held fire extinguishers - (hand held fire extinguishers are not supplied), SEALINE Owner's Manual in SEALINE document bag