



SPECIFICATION S335

PRINCIPAL DIMENSIONS according to ISO 8666

Length Overall (Lmax)	10.31 m	33' 10"
Length of Hull (LH)	9.99 m	32' 9"
Beam (BH)	3.50 m	11' 6"
Draught (Tmax)	0.98 m	3' 3"
Air height	3.39 m	11' 1"
Fuel capacity	570 l	125 UK gal
Water capacity	220 l	48 UK gal
Displacement	6.14 t	6.04 UK t
CE Category	B	B
Max. persons	8	8

ENGINE STANDARD

1 x Volvo Penta D6-340 27/28 kn.*

ENGINE OPTIONS

1 x Volvo Penta D6-440 31/32 kn.*

2 x Mercury MD3,0L 270 hp 32/33 kn.*



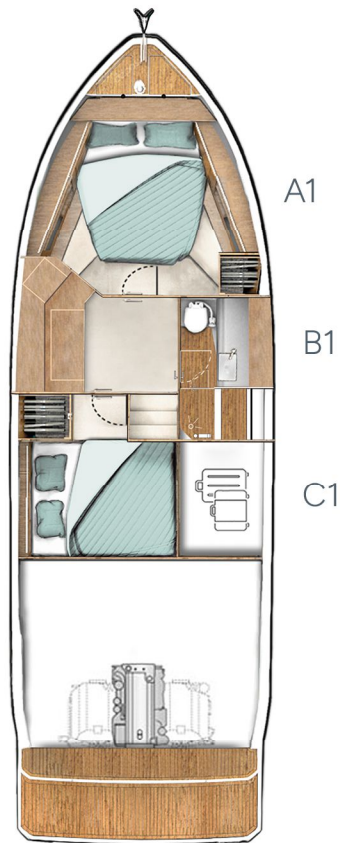
*All performance figures are given in good faith and are intended as an indication. These figures cannot be guaranteed as top speed in particular is affected by the cleanliness of the hull, conditions of the propellers, weight carried and air/sea temperature. Performance is related also to the optional accessories selected. SEALINE reserves the right to change specifications in line with the company policy of improvement through research and development. Standard Propeller tested in Greifswald according to Volvo conditions. All measurements/figures approximate. Errors and omissions excepted. Specification and material can be changed without notice. Please check with your dealer for a full list of inclusions. **To be confirmed after seatrial. Valid from 2026.01.01



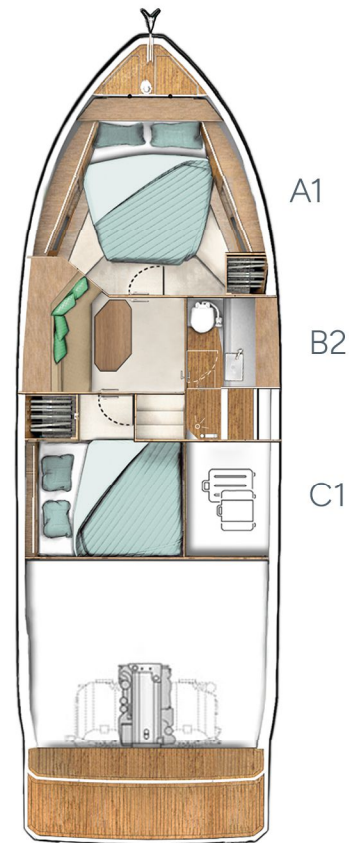
MAIN DECK



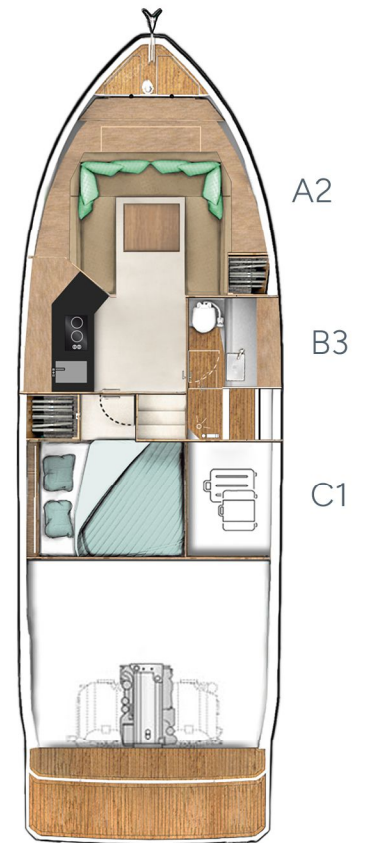
MAIN DECK
with extended
bathing platform



LOWER DECK
Standard



LOWER DECK
Option



LOWER DECK
Option

HULL

- GRP hull with sandwich construction, isophthalic gelcoat, colour: STAR WHITE, 1st layer vinyl ester resin
- Waterline, isophthalic gelcoat, colour: BLACK
- Aft pillar vinyl wrapped in GREY with SEALINE logo
- 2 hull windows not openable (bow cabin port side, lobby)
- 3 hull windows with openable porthole (aft cabin port side, bow cabin starboard side and toilet)

DECK & COCKPIT

- GRP deck with antislip surface, isophthalic gelcoat, colour: STAR WHITE, 1st layer vinyl ester resin, double anchor locker, self draining, anchor arm stainless steel
- Fender strip, rubber, colour: BLACK
- SEALINE steering wheel and throttles
- Full windscreen with pantograph wipers and screen wash
- SEALINE convertible fabric roof system in cockpit, manual
- SEALINE convertible fabric roof system at steering position, manual
- Open triangular side windows in cockpit
- Bathing platform in fiberglass, bathing ladder with handrail and bathing shower with hot and cold water and opening stainless steel gate.
- Stainless steel pulpit, 4 stainless steel mooring cleats, stainless steel handrails
- Seating "U"-shaped bench with fixed backrest and table with fixed leg. Manual bimini. External galley with sink, cold and hot water, fridge, 2-burner gas stove and storage. Pilot seat plus 2 copilot seats.
- Table in cockpit with fixed leg and cover, on port side, electric engine hatch

PROPULSION

- Engine room, sound insulated, fans with fire extinguisher system, automatic and manual, Batteries-Engines: 1 x 95 Ah, Battery charger (for engine and service batteries)
- 1 Volvo Penta D6 (340 hp) stern drive propeller: H3, Volvo engine instrumentation
- Volvo engine instrumentation 2.5" display

- Fuel tank, capacity: 570 litres

- Fuel Filter

ELECTRICAL EQUIPMENT

- 12 V and 230 V electric system with 230 V shore power connection. Sockets in lobby (2), bow cabin (2), aft cabin (1), toilet (1) and 12V on dashboard (1)
- Batteries-Service: 2 x 160 Ah
- Country Version: EU / AUS
- Manual toilet
- Light in cabins and lobby with dimmer. Dimmable indirect lights and reading lights in cabins. Lights in toilet, cockpit and engine room
- Holding tank (85 l)
- Water tank (220 l) with gauge, fresh water pump and boiler (22 l)
- Bilge pumps: automatic electric (2) and manual emergency bilge pump in cockpit (1)

NAVIGATION & INSTRUMENTS

- Standard dashboard with engine room fire extinguisher system
- Compass
- Navigation lights

LAYOUT & INTERIOR

- A1: Bow cabin with double berth, 1 wardrobe, drawers underneath the bed, various lockers and storage boxes. 3 skylights, one openable. Fully equipped head with separated shower stall, handheld shower and comfort seat. Manual toilet. Open bulkhead.
- B1: Lobby with storage furniture and hanging lockers
- C1: Aft cabin with double berth, 1 wardrobe and storage

UPHOLSTERY & WOOD

- Exterior seating material and upholstery helmsman seat in SARDINIA, colour: GULL WING (according to colour card).
- Standard mattresses in all cabins

- Interior furniture in high quality marine plywood: MADISON WOOD (according to colour card). Bedheads in bow cabin in MADISON WOOD (according to colour card) and aft cabin in soft material.
- Floorboard lower deck - AUSTRALIAN ACACIA (according to colour card)
- Heads flooring - wood style

TRANSPORT

- Identified locations for hand held fire extinguishers - (hand held fire extinguishers are not supplied), SEALINE Owner's Manual in SEALINE document bag