



UNISON

ELLIOTT BAY

Unified Innovation



351 • 401 • 501 Elliott Avenue West | Seattle, Washington

UnisonElliottBay.com

Reintroducing a Three-Building Destination

Unison is a three-building workplace destination located on Elliott Bay's waterfront with unobstructed views of the Puget Sound and Olympic Mountains.

Undergoing revitalization directed by The RMR Group (Nasdaq: RMR), Unison embodies a reenergized on-site experience tailored to its next generation of life science and tech-driven companies.

1 OLYMPIC SCULPTURE PARK
0.8 miles

2 MYRTLE EDWARDS PARK
0.5 miles

3 CENTENNIAL PARK
0.8 miles




Now Leasing

Advancing Together

With ±215K RSF available across outfitted spec labs and customizable full-building lab and office opportunities, anchor your progress and advance together at Unison.

Differentiating Building Features

- Spec suites range from **12,500 to 25,000 SF**
- **14' floor-to-floor heights** in buildings 401 and 501
- Covered and surface parking available **1.7/1,000 SF**
- **EV Charging** stations available
- **9,500 AMPS of 277/480V** power available
- **2 Backup power generators** service all 3 buildings
- On-site **management office**



OUTFITTED LAB SPEC SUITE



401 UNISON | MODERNIZED RECEPTION



FLEXIBLE OFFICE-TO-LAB SPEC SUITE

Modern Comforts that Drive Innovation

Setting a Class A standard, Unison stimulates productivity for and enhances the wellbeing of its talented community.

Secure bike storage and showers help transition cycling communities, while the state-of-the-art fitness center welcomes gym-goers. The fully equipped conference facility serves as a home base for team training and client meetings. A planned

chef-driven restaurant and grab-and-go cafe offers healthy on-site dining options with close proximity to the diversity of Lower Queen Anne's foodie scene.

Outdoor Amenity Highlights:



Indoor/outdoor connected chef-driven F&B



Elliott Bay waterfront views



Trellis-covered and open air table seating



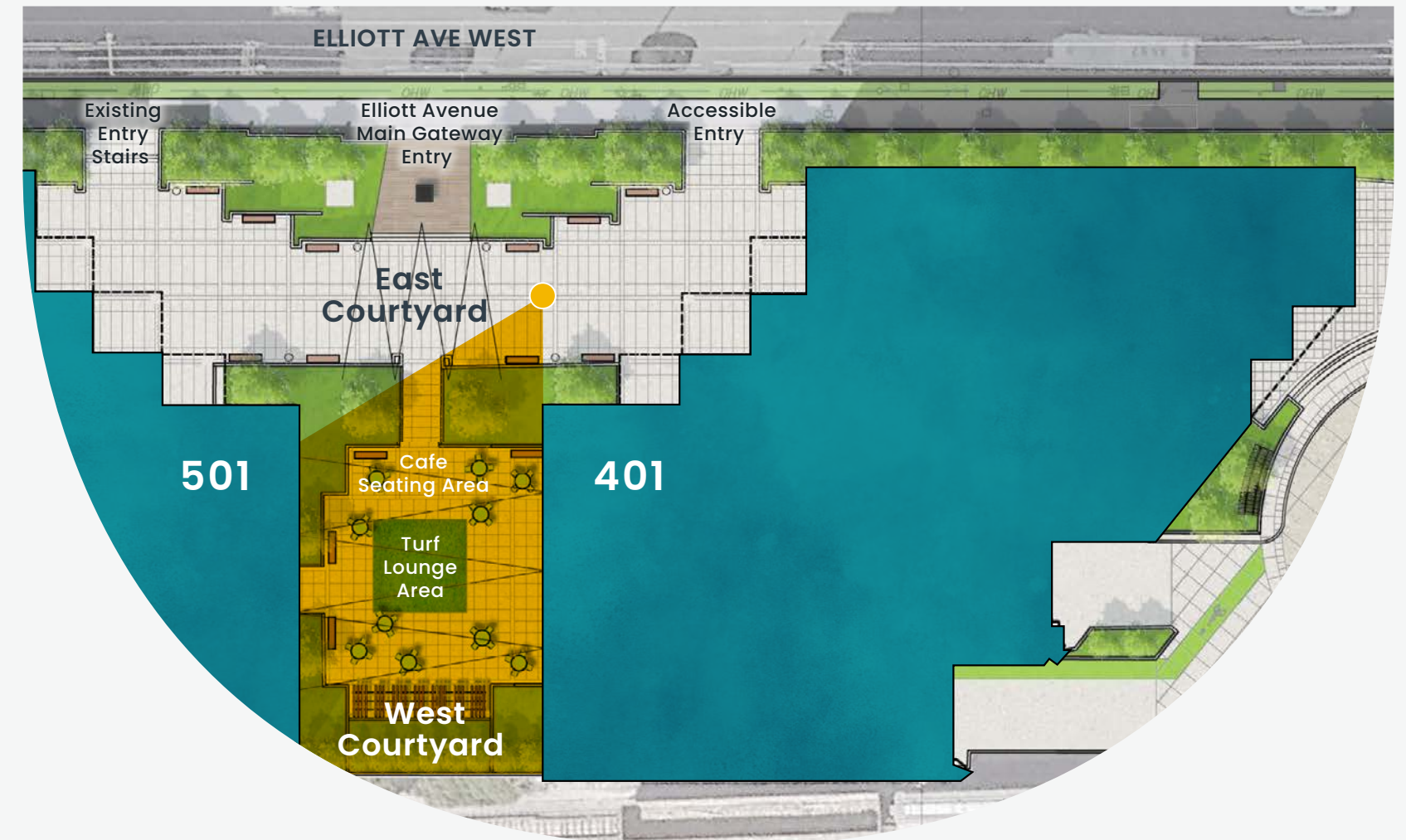
Central turf with lounge-style seating



WiFi connectivity throughout



WEST COURTYARD VIEW OF ELLIOTT BAY




Certifications that Prioritize Your Team's Well Being

Enveloped within a LEED and Fitwel certified environment featuring advanced air systems and operating practices, Unison is intentionally programmed for wellness.



..... FULLY RENOVATED CONFERENCE FACILITY



..... UPGRADED FITNESS CENTER, LOCKERS AND SHOWERS

Surrounded by Seattle's Choice Green Spaces and Mainstays

Beyond its all-inclusive on-site experience, Unison's location is the perfect vantage for accessing Centennial, Myrtle Edwards and Olympic Sculpture Parks and the best of Lower Queen Anne's diverse foodie scene. Surrounded by Seattle's choice green spaces, the Bay Trail, Climate Pledge Arena and Seattle Center, this is a prime destination for accessing Seattle's best escapes.

Food and Beverage

- | | |
|--------------------|-------------------------------------|
| 1. Bahn Thai | 7. Moontree Sushi and Tapas |
| 2. Cafe Cosmos | 8. Queen Anne Beerhall |
| 3. Champagne Diner | 9. Sisters and Brothers |
| 4. Citizen Cafe | 10. Starbucks |
| 5. Dick's Drive-In | 11. Sugar Bakery & Coffee House |
| 6. Fuji Bakery | 12. Toulouse Petit Kitchen & Lounge |

Parks and Recreation

- Olympic Sculpture Park
- Myrtle Edwards Park
- Centennial Park
- Kinnear Park

●●● Elliott Bay Trail System

Lodging

- Belltown Inn
- Fairfield Inn & Suites by Marriott
- Hyatt House
- Hyatt Place
- Homewood Suites by Hilton
- The Edgewater Hotel





Download Floor Plans

Joe Gowan

+1 206 607 1738

joe.gowan@am.jll.com

Tim Jones

+1 206 971 7011

tim.jones@am.jll.com



© 2022 Jones Lang LaSalle IP, Inc. All rights reserved. All information contained herein is from sources deemed reliable; however, no representation or warranty is made to the accuracy thereof. Jones Lang LaSalle Brokerage, Inc.

UnisonElliottBay.com

