

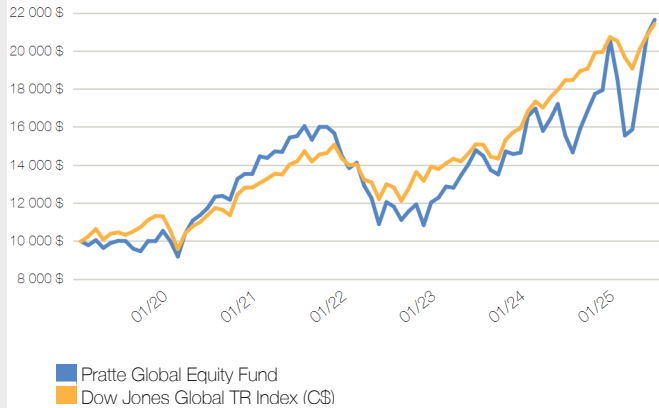
Pratte Global Equity Fund

Global Equity

As at July 31, 2025

Start Date	(Jan 4, 2019)	Distribution Yield	8.03%	RRSP Eligible	Yes	FUNDGRADE	
NAVPS	\$14.46	Classification	Pooled	Load	No Load	Monthly - July 31, 2025 :	C
MER	-	Assets (\$mil)	82.61				

GROWTH OF \$10,000



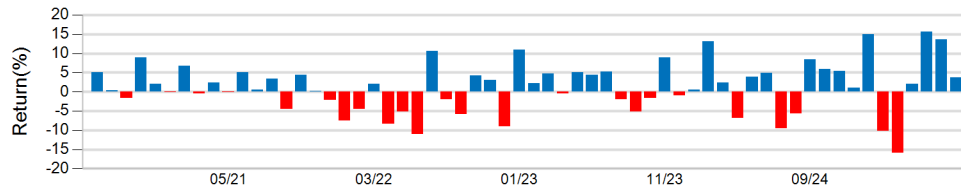
RETURN (%)

	SIMPLE (%)				COMPOUND (%)				
	1 Mth	3 Mth	6 Mth	YTD	1 Yr	3 Yr	5 Yr	10 Yr	Inception
QUARTILE	-	-	-	-	-	-	-	-	-
FUND	3.74	36.33	4.93	20.60	39.04	21.52	12.99	-	12.70
BENCHMARK	2.87	12.34	3.36	7.43	16.06	18.12	13.49	10.74	-
CATEGORY AVG	1.70	10.25	1.86	6.46	12.03	13.76	10.54	8.03	-

CALENDAR RETURN (%)

	2024	2023	2022	2021	2020	2019	2018	2017	2016	2015
FUND	23.03	34.43	-30.81	15.78	35.34	-	-	-	-	-
BENCHMARK	26.84	19.37	-12.64	17.62	13.15	21.41	-1.79	16.29	5.18	16.88
QUARTILE RANK	-	-	-	-	-	-	-	-	-	-
CATEGORY AVG	20.13	15.08	-13.86	16.21	11.73	19.94	-5.38	14.23	3.86	8.98

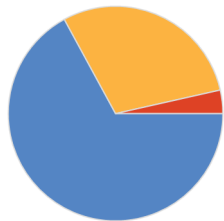
5 YEAR MONTHLY PERFORMANCE



RETURN (%) MONTH

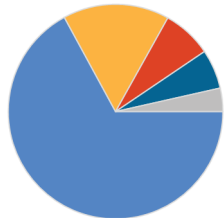
Best	15.69	May-25
Worst	-15.95	Mar-25

ASSET ALLOCATION (%)



Cash and Equivalents	
US Equity	
Other	

SECTOR ALLOCATION (%)



Cash and Cash Equivalent	
Technology	
Consumer Services	
Financial Services	
Exchange Traded Fund	

GEOGRAPHIC ALLOCATION (%)



North America	
---------------	--

As at Jul 31, 2025

67.1
29.4
3.5

TOP HOLDINGS (%)

As at Jul 31, 2025	As at Jul 31, 2025
Cash and Cash Equivalents	67.07
Adobe Inc	4.80
News Corp Cl A	4.42
HubSpot Inc	4.36
Salesforce Inc	4.33
JPMorgan Chase & Co	3.23
Omnicom Group Inc	3.02
Wells Fargo & Co	2.70
Samsara Inc Cl A	2.55
ProShares Short S&P500 ETF (SH)	2.29

Total

98.77

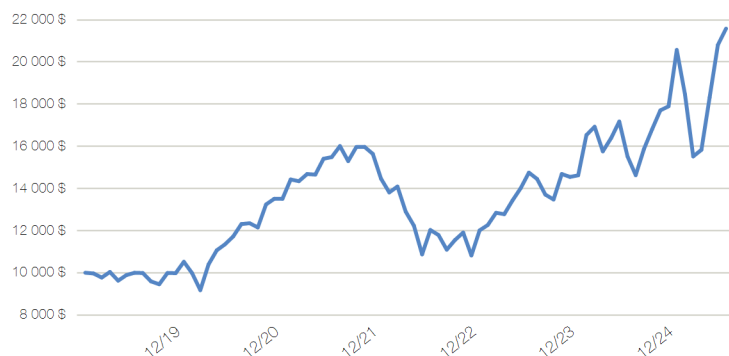
MANAGEMENT STYLE

EQUITY

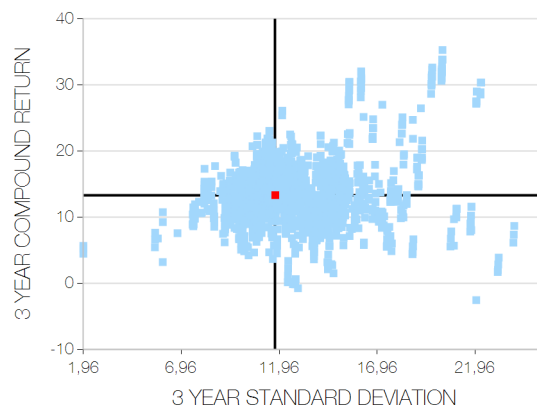
			LARGE
			MID
			SMALL
VALUE	BLEND	GROWTH	

Pratte Global Equity Fund - Continued

FUNDATA PROSPECTUS RISK INDEX UNAVAILABLE



■ Pratte Global Equity Fund



■ Pratte Global Equity Fund
■ Other - Global Equity
■ Median

PROSPECTUS RISK



VOLATILITY METER



Risk	1 Yr	3 Yr	5 Yr	10 Yr
Beta	2.74	1.65	1.49	-
Alpha	-0.04	-0.06	-0.05	-
Sharpe	1.04	0.74	0.54	-
Treynor	0.13	0.11	0.08	-
R-squared	0.70	0.52	0.60	-

FUND MANAGER

Pratte Portfolio Management Inc.

PORTFOLIO MANAGER

Philippe Pratte, Pratte Portfolio Management Inc.

SUB-ADVISOR

-

OBJECTIVE

To provide a consistent appreciation of investment capital primarily in North American liquid securities.

STRATEGY

We use quantitative analysis to generate investment ideas. The theme and the analysis criteria are chosen and adjusted to market cycles. Technical analysis is applied to determine price action strength, probability and to improve trade executions. Risk management is controlled by adjusting position sizing, market exposure and a tactical asset allocation within the assets held by the fund.

SALES STATUS

Sales status	Open	RSP Initial	\$1,000	PAC Subsequent	-	Load	No Load
How Sold	Direct Agency	RSP Subsequent	-	SWP Allowed	No	Max FE	-
Sold In	AB BC MB NB NL NU NS NT ON PE PQ SK YT	Non-RSP Initial	\$1,000	SWP Min Balance	-	Max DSC	-
		Non-RSP Subsequent	-	SWP Min Withdrawl	-	Trailer Fee	0.00%
		PAC Allowed	Yes	Management Fee	-	Max FE Trailer	-
		PAC Initial Investment	-	MER	-	Max DSC Trailer	-