

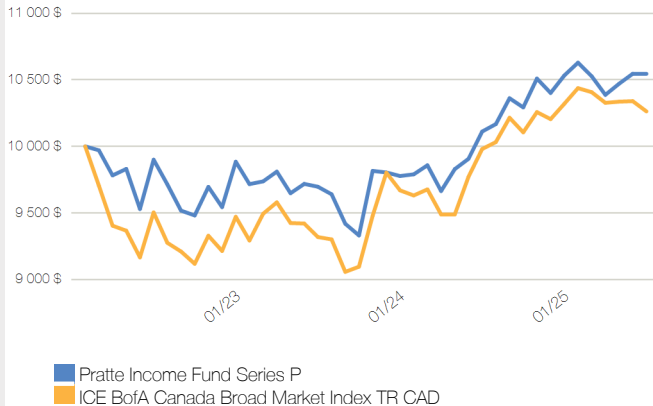
# Pratte Income Fund Series P

## Canadian Core Plus Fixed Income

As at July 31, 2025

Start Date	(Feb 18, 2022)	Distribution Yield	2.90%	RRSP Eligible	Yes	FUNDGRADE	
NAVPS	\$20.15	Classification	Pooled	Load	No Load	Monthly - July 31, 2025 :	<b>E</b>
MER	-	Assets (\$mil)	41.78				

### GROWTH OF \$10,000



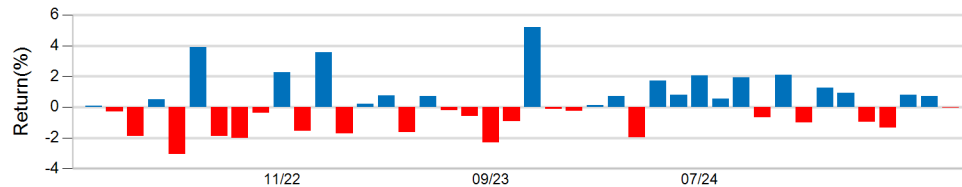
### RETURN (%)

	SIMPLE (%)				COMPOUND (%)				
	1 Mth	3 Mth	6 Mth	YTD	1 Yr	3 Yr	5 Yr	10 Yr	Inception
QUARTILE	2	1	3	2	2	4	-	-	-
FUND	-0.01	1.52	0.12	1.38	4.29	2.13	-	-	1.57
BENCHMARK	-0.74	-0.62	-0.55	0.57	2.83	2.59	-0.89	1.61	-
CATEGORY AVG	-	-	-	-	-	-	-	-	-

### CALENDAR RETURN (%)

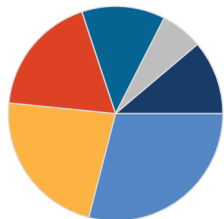
	2024	2023	2022	2021	2020	2019	2018	2017	2016	2015
FUND	6.09	2.73	-	-	-	-	-	-	-	-
BENCHMARK	4.10	6.38	-11.46	-2.71	8.61	6.97	1.29	2.70	1.54	3.57
QUARTILE RANK	2	4	-	-	-	-	-	-	-	-
CATEGORY AVG	-	-	-	-	-	-	-	-	-	-

### 5 YEAR MONTHLY PERFORMANCE



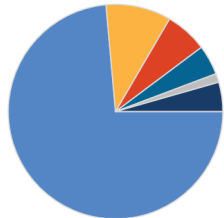
	RETURN (%)	MONTH
Best	5.20	Nov-23
Worst	-3.06	Jun-22

### ASSET ALLOCATION (%)



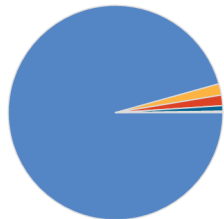
Canadian Corporate Bonds	
Canadian Government Bonds	
Foreign Corporate Bonds	
Cash and Equivalents	
US Equity	
Other	

### SECTOR ALLOCATION (%)



Fixed Income	
Cash and Cash Equivalent	
Financial Services	
Exchange Traded Fund	
Energy	
Other	

### GEOGRAPHIC ALLOCATION (%)



North America	95.6
Latin America	1.7
Asia	1.6
Europe	0.8
Africa and Middle East	0.2

As at Jul 31, 2025

### TOP HOLDINGS (%)

As at Jul 31, 2025

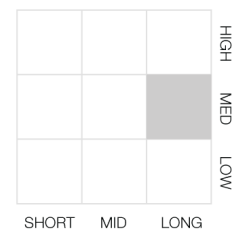
29.0	BMO Long Corporate Bond Index ETF (ZLC)	20.02
22.6	BMO Mid Corporate Bond Index ETF (ZCM)	10.13
18.3	BMO Long Provincial Bond Index ETF (ZPL)	9.30
12.6	Purpose Strategic Yield Fund ETF (SYLD)	7.91
6.3	Purpose High Interest Savings Fund ETF (PSA)	6.18
11.2	BMO Long Federal Bond Index ETF (ZFL)	5.84
As at Jul 31, 2025	BMO Laddered Preferred Share Index ETF (ZPR)	4.99
73.6	BMO Short Provincial Bond Index ETF (ZPS)	4.45
9.8	TD Active U.S. High Yield Bond ETF (TUHY)	4.43
6.4	BMO US Preferred Share Index ETF (ZUP)	3.45
4.5		
1.3		
4.4		

Total

76.70

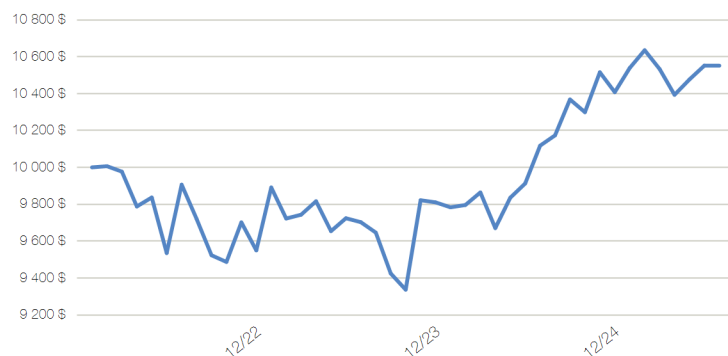
### MANAGEMENT STYLE

#### FIXED INCOME

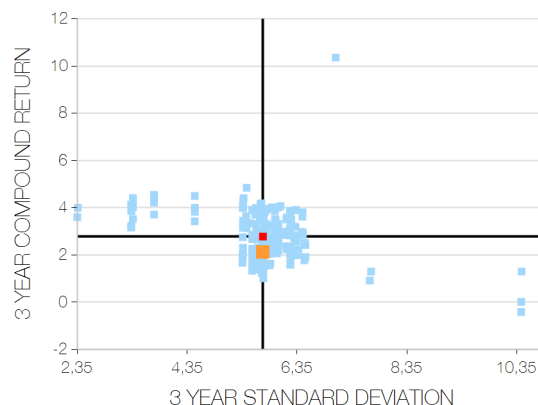


## Pratte Income Fund Series P - Continued

FUNDATA PROSPECTUS RISK INDEX UNAVAILABLE



Pratte Income Fund Series P



Pratte Income Fund Series P  
Other - Canadian Core Plus Fixed Income  
Median

### PROSPECTUS RISK

LOW

LOW

DATA NOT AVAILABLE

HIGH

HIGH

### VOLATILITY METER

LOW

HIGH

Risk	1 Yr	3 Yr	5 Yr	10 Yr
Beta	1.06	0.80	-	-
Alpha	0.01	0.00	-	-
Sharpe	0.27	-0.30	-	-
Treynor	0.01	-0.02	-	-
R-squared	0.80	0.66	-	-

### FUND MANAGER

-

### PORTFOLIO MANAGER

-

### SUB-ADVISOR

-

### OBJECTIVE

To generate consistent income by investing in North American fixed income securities

### STRATEGY

-

### SALES STATUS

<b>Sales status</b>	Open	<b>RSP Initial</b>	\$1,000	<b>PAC Subsequent</b>	-	<b>Load</b>	No Load
<b>How Sold</b>	Independent Broker/Dealer	<b>RSP Subsequent</b>	-	<b>SWP Allowed</b>	No	<b>Max FE</b>	-
<b>Sold In</b>	AB BC MB NB NL NU NS NT ON PE PQ SK YT	<b>Non-RSP Initial</b>	\$1,000	<b>SWP Min Balance</b>	-	<b>Max DSC</b>	-
		<b>Non-RSP Subsequent</b>	-	<b>SWP Min Withdrawl</b>	-	<b>Trailer Fee</b>	-
		<b>PAC Allowed</b>	No	<b>Management Fee</b>	-	<b>Max FE Trailer</b>	-
		<b>PAC Initial Investment</b>	-	<b>MER</b>	-	<b>Max DSC Trailer</b>	-