

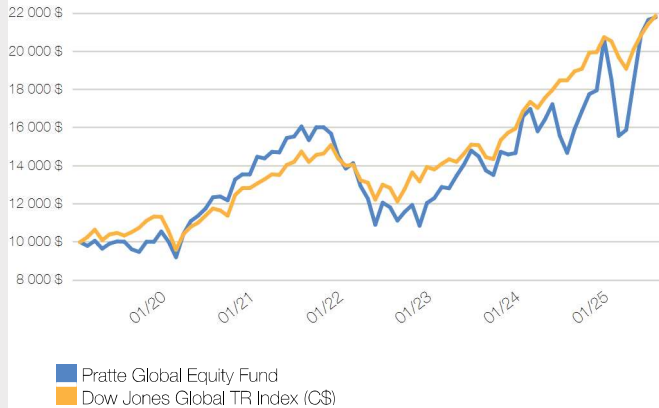
Pratte Global Equity Fund

Global Equity

As at August 31, 2025

Start Date	(Jan 4, 2019)	Distribution Yield	7.98%	RRSP Eligible	Yes	FUNDGRADE	
NAVPS	\$14.70	Classification	Pooled	Load	No Load	Monthly - August 31, 2025 :	C
MER	-	Assets (\$mil)	82.83				

GROWTH OF \$10,000



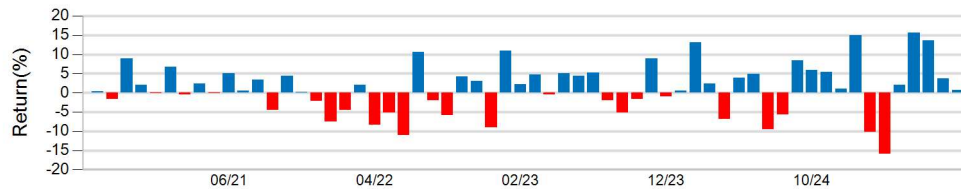
RETURN (%)

	SIMPLE (%)				COMPOUND (%)				
	1 Mth	3 Mth	6 Mth	YTD	1 Yr	3 Yr	5 Yr	10 Yr	Inception
QUARTILE	-	-	-	-	-	-	-	-	-
FUND	0.63	18.59	17.64	21.36	48.47	22.60	12.03	-	12.63
BENCHMARK	1.95	8.70	6.48	9.53	18.27	19.42	13.21	11.60	-
CATEGORY AVG	1.43	6.41	4.66	7.98	13.02	15.31	10.22	8.77	-

CALENDAR RETURN (%)

	2024	2023	2022	2021	2020	2019	2018	2017	2016	2015
FUND	23.03	34.43	-30.81	15.78	35.34	-	-	-	-	-
BENCHMARK	26.84	19.37	-12.64	17.62	13.15	21.41	-1.79	16.29	5.18	16.88
QUARTILE RANK	-	-	-	-	-	-	-	-	-	-
CATEGORY AVG	20.13	15.08	-13.86	16.21	11.73	19.94	-5.38	14.23	3.86	8.98

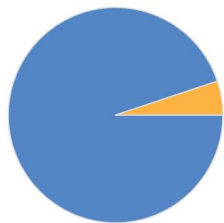
5 YEAR MONTHLY PERFORMANCE



RETURN (%) MONTH

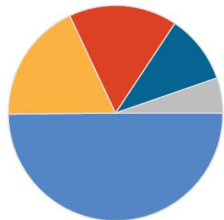
Best	15.69	May-25
Worst	-15.95	Mar-25

ASSET ALLOCATION (%)



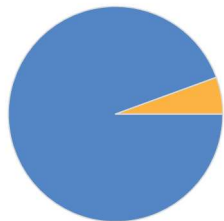
- US Equity
- International Equity

SECTOR ALLOCATION (%)



- Technology
- Consumer Services
- Financial Services
- Industrial Goods
- Consumer Goods

GEOGRAPHIC ALLOCATION (%)



- North America
- Europe

As at Aug 31, 2025

103.1
5.6

TOP HOLDINGS (%)

As at Aug 31, 2025

Duolingo Inc Cl A	9.13
CoreWeave Inc Cl A	7.68
Vertiv Holdings Co Cl A	5.81
Workday Inc Cl A	5.74
Seagate Technology Holdings PLC	5.55
Micron Technology Inc	5.42
Sharkninja Inc	5.33
Huntington Bancshares Inc	5.17
Palo Alto Networks Inc	5.05
QXO Inc	5.00

Total **59.88**

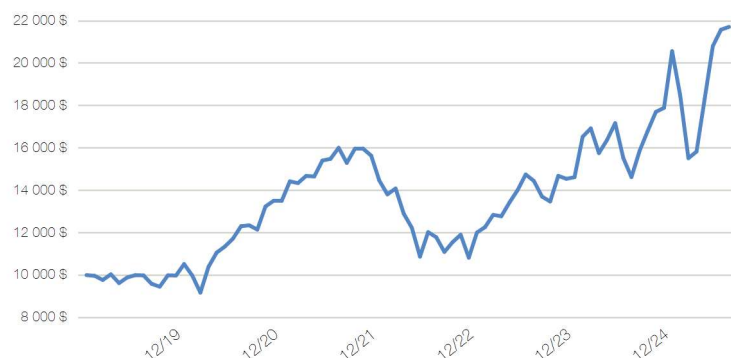
MANAGEMENT STYLE

EQUITY

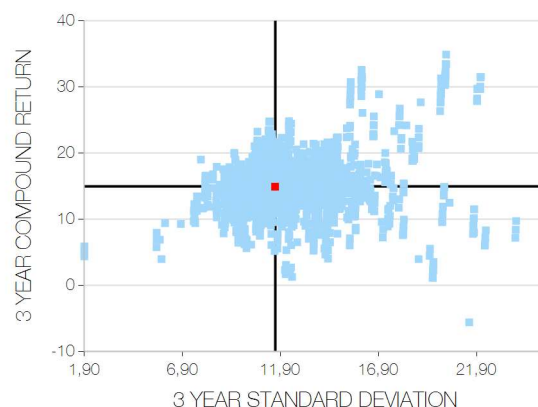
			LARGE
			MID
			SMALL
VALUE	BLEND	GROWTH	

Pratte Global Equity Fund - Continued

FUNDATA PROSPECTUS RISK INDEX UNAVAILABLE



Pratte Global Equity Fund



Pratte Global Equity Fund
Other - Global Equity
Median

PROSPECTUS RISK



VOLATILITY METER



Risk	1 Yr	3 Yr	5 Yr	10 Yr
Beta	2.64	1.65	1.48	-
Alpha	-0.01	-0.07	-0.06	-
Sharpe	1.28	0.77	0.50	-
Treynor	0.16	0.12	0.08	-
R-squared	0.69	0.52	0.59	-

FUND MANAGER

Pratte Portfolio Management Inc.

PORTFOLIO MANAGER

Philippe Pratte, Pratte Portfolio Management Inc.

SUB-ADVISOR

-

OBJECTIVE

To provide a consistent appreciation of investment capital primarily in North American liquid securities.

STRATEGY

We use quantitative analysis to generate investment ideas. The theme and the analysis criteria are chosen and adjusted to market cycles. Technical analysis is applied to determine price action strength, probability and to improve trade executions. Risk management is controlled by adjusting position sizing, market exposure and a tactical asset allocation within the assets held by the fund.

SALES STATUS

Sales status	Open	RSP Initial	\$1,000	PAC Subsequent	- Load	No Load
How Sold	Direct Agency	RSP Subsequent	-	SWP Allowed	No	Max FE
Sold In	AB BC MB NB NL NU NS NT ON PE PQ SK YT	Non-RSP Initial	\$1,000	SWP Min Balance	-	Max DSC
		Non-RSP Subsequent	-	SWP Min Withdrawl	-	Trailer Fee
		PAC Allowed	Yes	Management Fee	-	Max FE Trailer
		PAC Initial Investment	-	MER	-	Max DSC Trailer