

OVERVIEW

# Pratte Global Equity Fund

## Global Equity

As at November 30, 2025

<b>Start Date</b>	(Jan 4, 2019)	<b>Distribution Yield</b>	7.08%	<b>RRSP Eligible</b>	Yes	<b>FUNDGRADE</b>	
<b>NAVPS</b>	\$11.18	<b>Classification</b>	Pooled	<b>Load</b>	No Load	<b>Monthly - November 30, 2025</b>	<b>C</b>
<b>MER</b>	-	<b>Assets (\$mil)</b>	86.25				

PERFORMANCE

### GROWTH OF \$10,000



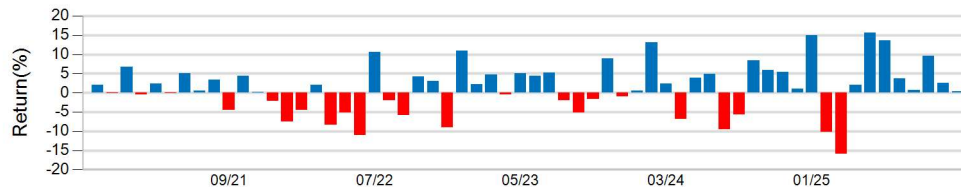
### RETURN (%)

	SIMPLE (%)				COMPOUND (%)				
	1 Mth	3 Mth	6 Mth	YTD	1 Yr	3 Yr	5 Yr	10 Yr	Inception
<b>QUARTILE</b>	-	-	-	-	-	-	-	-	-
<b>FUND</b>	0.41	12.69	33.64	36.76	38.25	27.15	13.08	-	14.13
<b>BENCHMARK</b>	-0.21	7.43	16.77	17.66	17.83	19.82	13.51	11.89	-
<b>CATEGORY AVG</b>	0.01	5.40	12.16	13.82	12.33	14.92	10.15	9.04	-

	CALENDAR RETURN (%)									
	2024	2023	2022	2021	2020	2019	2018	2017	2016	2015
<b>FUND</b>	23.03	34.43	-30.81	15.78	35.34	-	-	-	-	-
<b>BENCHMARK</b>	26.84	19.37	-12.64	17.62	13.15	21.41	-1.79	16.29	5.18	16.88
<b>QUARTILE RANK</b>	-	-	-	-	-	-	-	-	-	-
<b>CATEGORY AVG</b>	20.13	15.08	-13.86	16.21	11.73	19.94	-5.38	14.23	3.86	8.98

### 5 YEAR MONTHLY PERFORMANCE

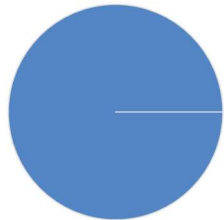


	RETURN (%)	MONTH
Best	15.69	May-25
Worst	-15.95	Mar-25

PORTFOLIO

### ASSET ALLOCATION (%)

As at Nov 30, 2025



Cash and Equivalents	100.0
----------------------	-------

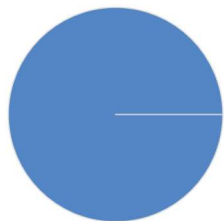
### TOP HOLDINGS (%)

As at Nov 30, 2025

Cash and Cash Equivalents	100.00
E Automotive Inc	0.00
<b>Total</b>	<b>100.0</b>

### SECTOR ALLOCATION (%)

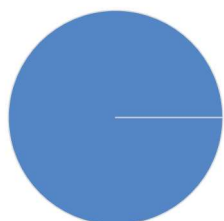
As at Nov 30, 2025



Cash and Cash Equivalent	100.0
--------------------------	-------

### GEOGRAPHIC ALLOCATION (%)

As at Nov 30, 2025



North America	100.0
---------------	-------

### MANAGEMENT STYLE

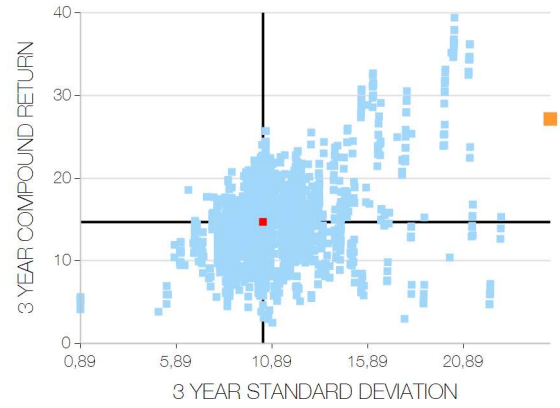
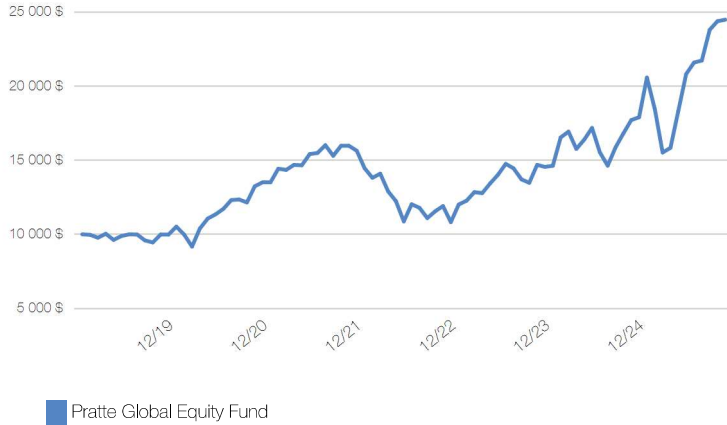
©Fundata Canada Inc. Important information regarding any mutual fund is contained in its prospectus. Read the prospectus before investing or advising others to invest. The information provided is subject to change without notice. Unit prices, share prices, net asset values and returns will fluctuate over time and past performance may not be repeated. Fundata makes no warranties or conditions, express or implied, regarding the accuracy, completeness or currency of any information provided. Fundata is not liable for any errors or omissions or for any loss suffered.



# Pratte Global Equity Fund - Continued

RISK

FUNDATA PROSPECTUS RISK INDEX UNAVAILABLE



■ Pratte Global Equity Fund  
■ Other - Global Equity  
■ Median

PROSPECTUS RISK



VOLATILITY METER



Risk	1 Yr	3 Yr	5 Yr	10 Yr
Beta	2.66	1.95	1.58	-
Alpha	-0.07	-0.09	-0.06	-
Sharpe	1.06	0.92	0.53	-
Treynor	0.13	0.12	0.08	-
R-squared	0.72	0.57	0.60	-

MANAGEMENT

FUND MANAGER

Pratte Portfolio Management Inc.

PORTFOLIO MANAGER

Philippe Pratte, Pratte Portfolio Management Inc.

SUB-ADVISOR

-

OBJECTIVE

To provide a consistent appreciation of investment capital primarily in North American liquid securities.

STRATEGY

We use quantitative analysis to generate investment ideas. The theme and the analysis criteria are chosen and adjusted to market cycles. Technical analysis is applied to determine price action strength, probability and to improve trade executions. Risk management is controlled by adjusting position sizing, market exposure and a tactical asset allocation within the assets held by the fund.

SALES INFORMATION

SALES STATUS

Sales status	Open	RSP Initial	\$1,000	PAC Subsequent	-	Load	No Load
How Sold	Direct Agency	RSP Subsequent	-	SWP Allowed	No	Max FE	-
Sold In	AB BC MB NB NL NU NS NT ON PE PQ SK YT	Non-RSP Initial	\$1,000	SWP Min Balance	-	Max DSC	-
		Non-RSP Subsequent	-	SWP Min Withdrawal	-	Trailer Fee	0.00%
		PAC Allowed	Yes	Management Fee	-	Max FE Trailer	-
		PAC Initial Investment	-	MER	-	Max DSC Trailer	-