

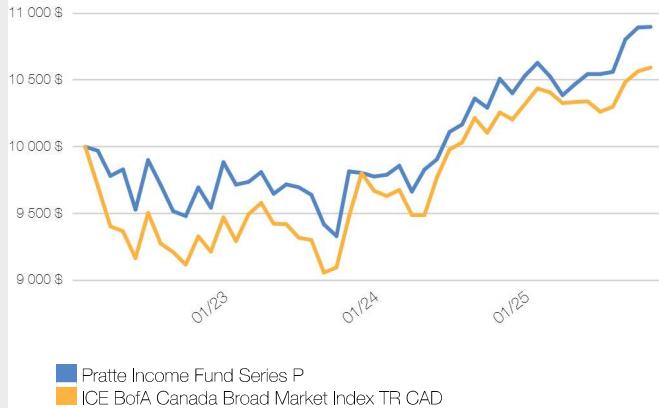
# Pratte Income Fund Series P

## Canadian Core Plus Fixed Income

As at November 30, 2025

Start Date	(Feb 18, 2022)	Distribution Yield	2.80%	RRSP Eligible	Yes	FUNDGRADE	
NAVPS	\$19.80	Classification	Pooled	Load	No Load	Monthly - November 30, 2025	<b>E</b>
MER	-	Assets (\$mil)	39.78				

### GROWTH OF \$10,000



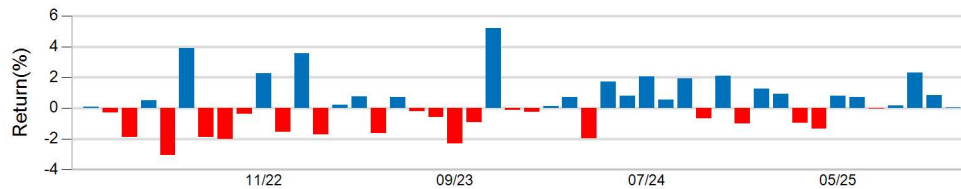
### RETURN (%)

	SIMPLE (%)				COMPOUND (%)				
	1 Mth	3 Mth	6 Mth	YTD	1 Yr	3 Yr	5 Yr	10 Yr	Inception
QUARTILE	4	1	1	2	3	4	-	-	-
FUND	0.05	3.19	4.09	4.78	3.70	3.98	-	-	2.32
BENCHMARK	0.26	2.84	2.50	3.81	3.28	4.33	-0.13	2.09	-
CATEGORY AVG	0.19	2.57	-	-	-	-	-	-	-

### CALENDAR RETURN (%)

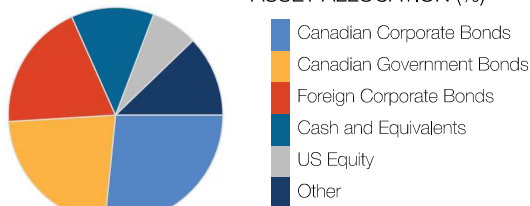
	2024	2023	2022	2021	2020	2019	2018	2017	2016	2015
FUND	6.09	2.73	-	-	-	-	-	-	-	-
BENCHMARK	4.10	6.38	-11.46	-2.71	8.61	6.97	1.29	2.70	1.54	3.57
QUARTILE RANK	2	4	-	-	-	-	-	-	-	-
CATEGORY AVG	-	-	-	-	-	-	-	-	-	-

### 5 YEAR MONTHLY PERFORMANCE

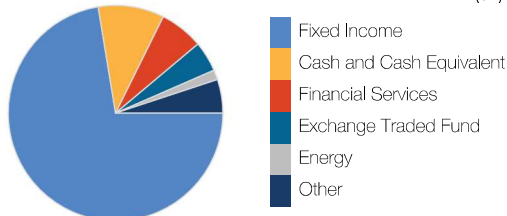


	RETURN (%)	MONTH
Best	5.20	Nov-23
Worst	-3.06	Jun-22

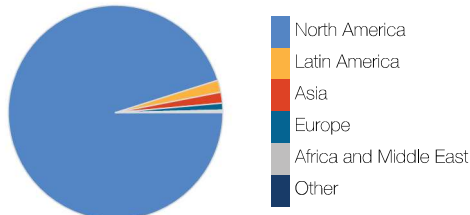
### ASSET ALLOCATION (%)



### SECTOR ALLOCATION (%)



### GEOGRAPHIC ALLOCATION (%)



### As at Nov 30, 2025

26.6
22.5
19.3
12.5
7.0
12.2

### As at Nov 30, 2025

72.4
9.9
6.6
4.6
1.5
5.1

### TOP HOLDINGS (%)

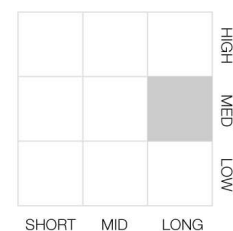
	As at Nov 30, 2025
BMO Long Corporate Bond Index ETF (ZLC)	17.56
BMO Mid Corporate Bond Index ETF (ZCM)	10.82
BMO Long Provincial Bond Index ETF (ZPL)	10.18
Purpose Strategic Yield Fund ETF (SYLD)	8.54
Purpose High Interest Savings Fund ETF (PSA)	6.49
BMO Long Federal Bond Index ETF (ZFL)	6.33
BMO Laddered Preferred Share Index ETF (ZPR)	5.32
BMO Short Provincial Bond Index ETF (ZPS)	4.72
TD Active U.S. High Yield Bond ETF (TUHY)	4.68
BMO US Preferred Share Index ETF (ZUP)	3.62

### Total

78.26

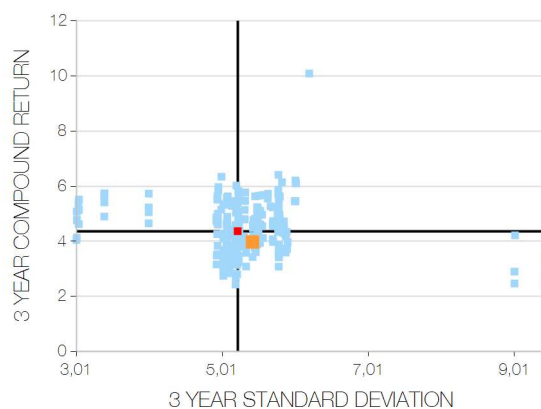
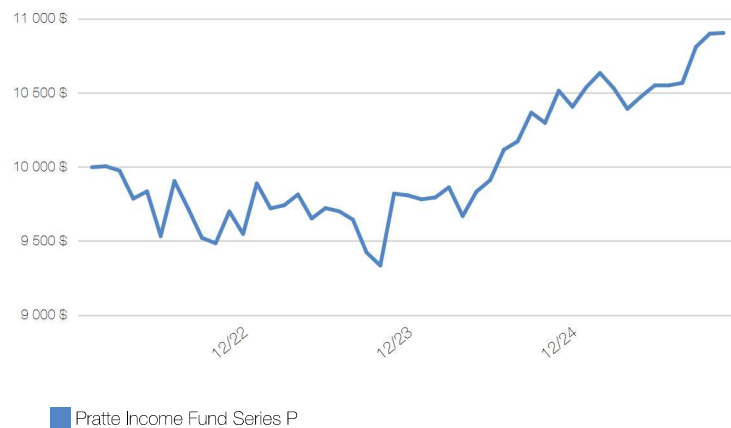
### MANAGEMENT STYLE

#### FIXED INCOME



## Pratte Income Fund Series P - Continued

FUNDATA PROSPECTUS RISK INDEX UNAVAILABLE



### PROSPECTUS RISK



### VOLATILITY METER



Risk	1 Yr	3 Yr	5 Yr	10 Yr
Beta	1.14	0.79	-	-
Alpha	0.00	0.01	-	-
Sharpe	0.27	0.02	-	-
Treynor	0.01	0.00	-	-
R-squared	0.77	0.65	-	-

### FUND MANAGER

-

### PORTFOLIO MANAGER

-

### SUB-ADVISOR

-

### OBJECTIVE

To generate consistent income by investing in North American fixed income securities

### STRATEGY

-

### SALES STATUS

Sales status	Open	RSP Initial	\$1,000	PAC Subsequent	-	Load	No Load
How Sold	Independent Broker/Dealer	RSP Subsequent	-	SWP Allowed	No	Max FE	-
Sold In	AB BC MB NB NL NU NS NT ON PE PQ SK YT	Non-RSP Initial	\$1,000	SWP Min Balance	-	Max DSC	-
		Non-RSP Subsequent	-	SWP Min Withdrawl	-	Trailer Fee	-
		PAC Allowed	No	Management Fee	-	Max FE Trailer	-
		PAC Initial Investment	-	MER	-	Max DSC Trailer	-