

OVERVIEW

Pratte Global Equity Fund

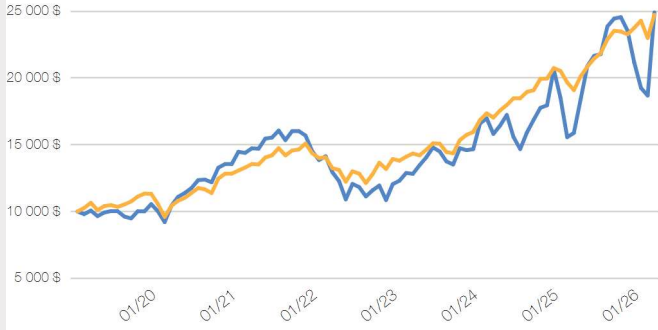
Global Equity

As at April 30, 2026

Start Date	(Jan 4, 2019)	Distribution Yield	39.16%	RRSP Eligible	Yes	FUNDGRADE	
NAVPS	\$12.21	Classification	Pooled	Load	No Load	Monthly - April 30, 2026 :	C
MER	-	Assets (\$mil)	86.71				

PERFORMANCE

GROWTH OF \$10,000

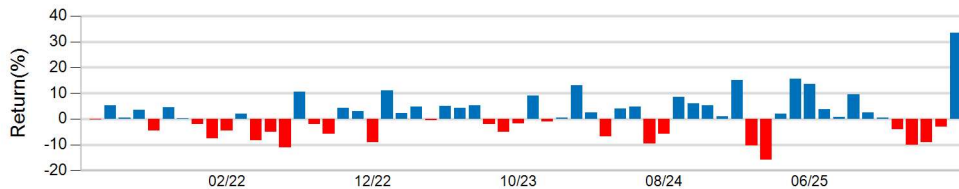


RETURN (%)

	SIMPLE (%)				COMPOUND (%)				
	1 Mth	3 Mth	6 Mth	YTD	1 Yr	3 Yr	5 Yr	10 Yr	Inception
QUARTILE	-	-	-	-	-	-	-	-	-
FUND	33.34	17.77	1.88	5.80	56.86	24.79	11.08	-	13.50
BENCHMARK	7.58	4.12	5.12	6.30	29.61	19.92	12.79	13.15	-
CATEGORY AVG	6,60	2,38	3,11	3,94	21,52	14,57	8,85	9,89	-

	CALENDAR RETURN (%)									
	2025	2024	2023	2022	2021	2020	2019	2018	2017	2016
FUND	31.16	23.03	34.43	-30.81	15.78	35.34	-	-	-	-
BENCHMARK	16.60	26.84	19.37	-12.64	17.62	13.15	21.41	-1.79	16.29	5.18
QUARTILE RANK	-	-	-	-	-	-	-	-	-	-
CATEGORY AVG	12.89	20.13	15.08	-13.86	16.21	11.73	19.94	-5.38	14.23	3.86

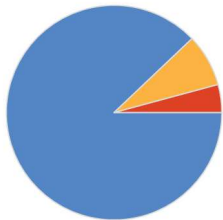
5 YEAR MONTHLY PERFORMANCE



	RETURN (%)	MONTH
Best	33.34	Apr-26
Worst	-15.95	Mar-25

PORTFOLIO

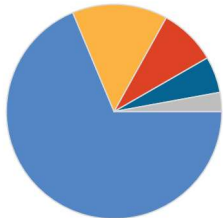
ASSET ALLOCATION (%)



US Equity	90.5
International Equity	9.5
Canadian Equity	5.1

As at Apr 30, 2026

SECTOR ALLOCATION (%)



Technology	83.0
Industrial Goods	17.3
Consumer Services	10.4
Healthcare	6.6
Exchange Traded Fund	3.5

As at Apr 30, 2026

GEOGRAPHIC ALLOCATION (%)



North America	90.5
Latin America	9.5

As at Apr 30, 2026

TOP HOLDINGS (%)

Reddit Inc Cl A	10.38
Broadcom Inc	9.81
Credo Technology Group Holding Ltd	9.54
Palantir Technologies Inc Cl A	7.08
Eli Lilly and Co	6.59
Marvell Technology Inc	6.47
Applavin Corp Cl A	6.29
Vertiv Holdings Co Cl A	6.17
CoreWeave Inc Cl A	6.12
Astera Labs Inc	6.10

As at Apr 30, 2026

Total 74.55

MANAGEMENT STYLE

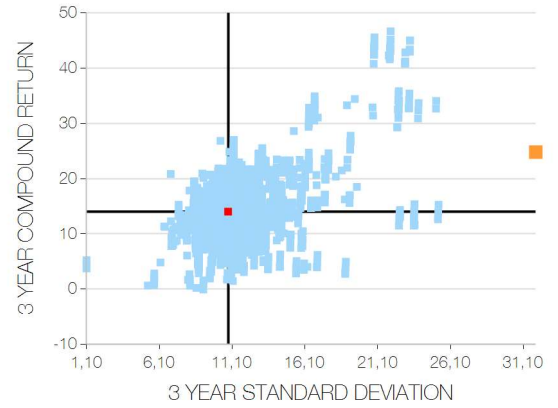
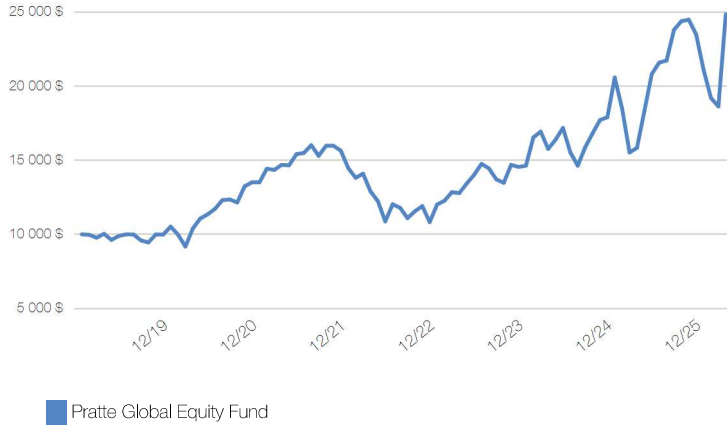
EQUITY



Pratte Global Equity Fund - Continued

RISK

FUNDATA PROSPECTUS RISK INDEX UNAVAILABLE



■ Pratte Global Equity Fund
■ Other - Global Equity
■ Median

PROSPECTUS RISK



VOLATILITY METER



Risk	1 Yr	3 Yr	5 Yr	10 Yr
Beta	2.57	2.10	1.70	-
Alpha	-0.16	-0.13	-0.07	-
Sharpe	1.21	0.73	0.41	-
Treynor	0.20	0.11	0.07	-
R-squared	0.49	0.48	0.53	-

MANAGEMENT

FUND MANAGER

Pratte Portfolio Management Inc.

PORTFOLIO MANAGER

Philippe Pratte, Pratte Portfolio Management Inc.

SUB-ADVISOR

-

OBJECTIVE

To provide a consistent appreciation of investment capital primarily in North American liquid securities.

STRATEGY

We use quantitative analysis to generate investment ideas. The theme and the analysis criteria are chosen and adjusted to market cycles. Technical analysis is applied to determine price action strength, probability and to improve trade executions. Risk management is controlled by adjusting position sizing, market exposure and a tactical asset allocation within the assets held by the fund.

SALES INFORMATION

SALES STATUS

Sales status	Open	RSP Initial	\$1,000	PAC Subsequent	-	Load	No Load
How Sold	Direct Agency	RSP Subsequent	-	SWP Allowed	No	Max FE	-
Sold In	AB BC MB NB NL NU NS NT ON PE PQ SK YT	Non-RSP Initial	\$1,000	SWP Min Balance	-	Max DSC	-
		Non-RSP Subsequent	-	SWP Min Withdrawl	-	Trailer Fee	0.00%
		PAC Allowed	Yes	Management Fee	-	Max FE Trailer	-
		PAC Initial Investment	-	MER	-	Max DSC Trailer	-