

Tri-Art
AUDIO

User Manual

S-Series

mm phono stage



*Read the user manual
before operating.

Product # 28217 (Natural)
33732 (Black)

safety information

Before you start...

Warning of a hazard for the user, the unit or possible misuse. Important notice.



Thank you for buying a Tri-Art Audio product. Please read through this manual to understand and operate this product correctly. Please keep this manual in a safe place so that you may refer to it whenever necessary. Please ensure the product you are using is rated for your country's electrical system, or it will not be covered under our warranty.

Warning:

To prevent fire or shock hazard, do not expose this product to rain or moisture.

Important Notice:

The serial number for this equipment is located on the bottom of this component. Please write this serial number on the enclosed warranty card and follow the instructions to register your product for our three (3) year limited warranty.

This equipment is designed for consumer use, such as home audio systems. It is not designed to operate in a business environment or a mobile application. Mobile, pro or commercial businesses such as restaurants will not be covered under warranty.



CAUTION: To reduce the risk of electric shock, do not remove cover (or back). No user serviceable parts inside. Refer servicing to qualified service personnel.



safety information

Safety Instructions

Read Instructions:

All the safety and operating instructions should be read before operating this equipment.

Retain Instructions:

The safety and operating instructions should be retained for future reference.

Heed All Warnings:

All warnings, set up procedures, and operating instructions should be strictly adhered to. Follow all instructions carefully.

Water and Moisture:

Under no circumstances should this audio component be used near water. It is not to be used in a bathroom, water closet, shower, kitchen, wet basement, pool/spa/suana area, or outside.



safety information

Safety Instructions

Ventilation:

Please ensure that the location of this equipment is such that in no way does it prevent adequate ventilation. Do not enclose this in fabric or enclose in a cabinet where there is no adequate ventilation. In no instance should the product be located where the flow of air is impeded or cannot allow proper ventilation.

Heat:

This product should be located well away from all the heat sources such as but not limited to heaters, forced air heat, radiators, stoves, and fireplaces.

Power Sources:

The Tri-Art component should be connected to a power supply as listed on the actual component and manual.

Cleaning:

Your Tri-Art product was soaked and finished in hemp oil. Do not use lacquers or aerosol wax products with this product. Do not pour water on the surface at any time.

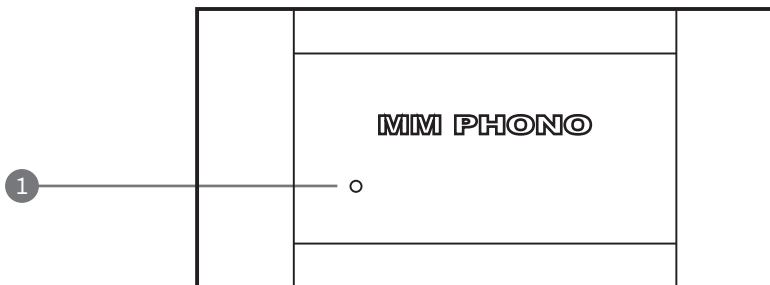
Heavy Objects:

Do not place heavy objects on this component.



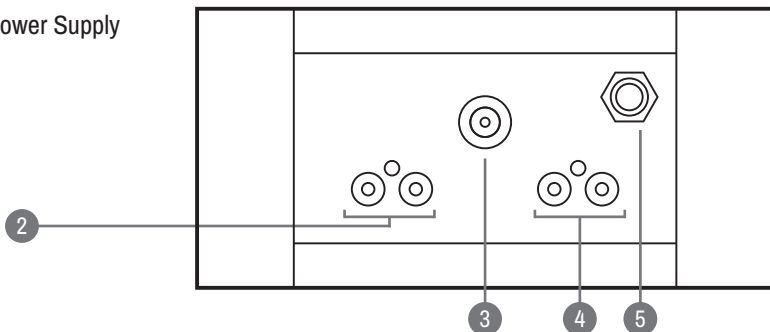
phono stage front:

- ① Led Light



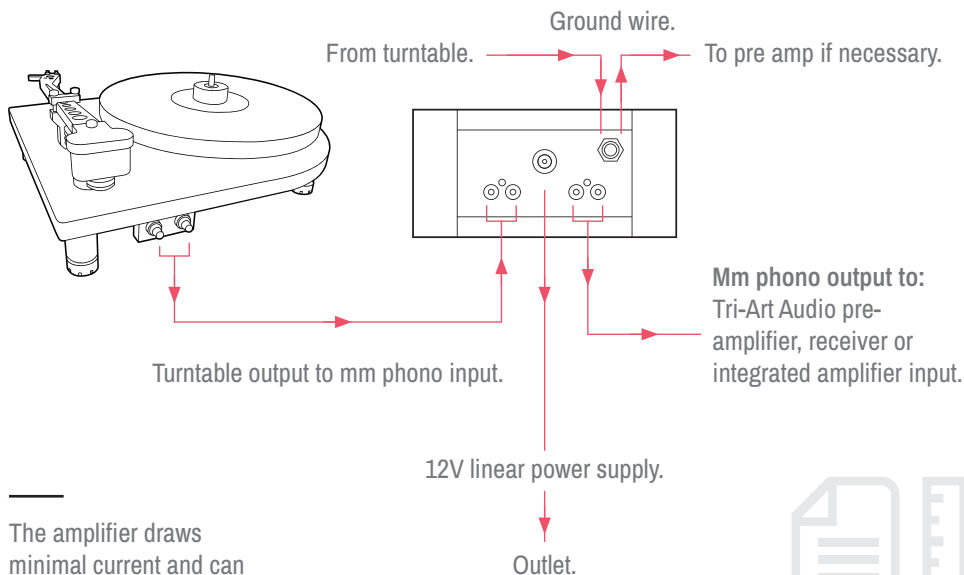
phono stage back:

- ② L/R Input
③ 12V External Power Supply
④ L/R Output
⑤ Ground



use & guidelines

- Please disconnect or mute your audio system before connecting any component
- Connect the tonearm/turntable to mm phono inputs (#2)
- Connect the output from the phono stage (#4) to the input of your amplification system
- Connect a ground wire if necessary to the grounding lug (#5)
- Connect the 12V DC linear power supply to mm phono (#3)
- Connect the power cord to the electrical receptacle
- Restore the volume or reconnect your system.





phono stage specs

| | |
|----------------------------|---|
| Gain: | 63 db @ 1kHz Single Ended |
| Impedance: | 47k |
| Frequency Response: | 20Hz – 25,000 Hz |
| Capacitor: | Stepped Capacitor Bank |
| Filters: | RF, 23 Stage Subsonic Built-In |
| Finish: | Bamboo Laminate Soaked in Hemp Oil |
| Interior: | Stuffed with Natural Sheep's Dampening Wool |



Crafted with bamboo and natural sheep's wool.
Learn more at triartaudio.com



included in the box

- S-Series MM Phono Stage
- Pair of RCA interconnects
- 12V Linear Power Supply
- 3' (304.8mm) power cord
- Bamboo Spike Cups
- Operators Manual



warranty information

For Your Protection:

Completely and immediately mail the product registration card so that we may contact you directly in the event a safety notification is issued in accordance with the 1972 Consumer Safety Act, or for other reasons Tri-Art Audio may deem necessary.

Service & Support

For all service and/or update inquiries, please use the Contact Us form from our web site www.triartaudio.com.

Manufacturer's Limited Three Year Warranty:

Tri-Art Audio warrants this unit to be free from defective material or workmanship and will repair or replace this unit or any part thereof if it proves defective in normal use or service within three (3) years from the date of original purchase.

This warranty will be considered void if the unit has been tampered with, improperly serviced, subjected to abuse or misuse or if installed in a commercial vehicle. This warranty does not cover accidental damage.

For all warranty information please see Tri-Art Audio's warranty information card included with your new equipment.



Thank you for your
purchase!

Tri-Art
AUDIO

Tri-Art AUDIO

triartaudio.com



Designed . Fabricated . Assembled
In Canada