




NAVARA



INTRODUCTION

THE ALL-NEW NISSAN NAVARA

TESTED. TUNED. FOR LOCAL CONDITIONS.

Place your faith in the locally-tuned suspension, engineered by Premcar^o with the aim of delivering uncompromising performance, on road or off. With 3,500kg maximum braked towing capacity[‡] across the range and the Nissan Super 4WD system[†], there's few roads around our great country that this fifth generation Navara can't conquer.

AUTHENTIC NISSAN DNA, REIMAGINED

40 years of heritage collides with contemporary design cues, with the all-new Navara delivering a confident, sophisticated modern aesthetic led by the flagship PRO-4X grade that showcases a distinctive off-road styling theme with 'lava red' accents and functional upgrades. Plus, a suite of Nissan Genuine Accessories means you can really make it yours.

EQUIPPED FOR ADVENTURE

With a five-star ANCAP safety rating (tested 2024) and Intelligent Around View[®] Monitor with Moving Object Detection, no stone has been left unturned when it comes to your safety on the road ahead.

Navara shown throughout this brochure and cover page with optional Nissan Genuine Accessories available from Nissan at additional cost.

^o Available on ST-X 4x4 & PRO-4X variants only.

[‡] Towing capacity is subject to towbar/towball capacity and is based on the fitment of a Genuine Nissan towbar. Towing capacity figure described is a maximum figure. Actual towing capacity depends on the laden mass of the vehicle, driving conditions, fitment of any accessories or towing equipment limitations including the maximum towball download.

[†] Available locally tuned suspension - Suspension developed & quality assured for the Australian and New Zealand market by Premcar Pty. Ltd.



HERITAGE

A BOLD NEW CHAPTER
FOR NISSAN NAVARA
STARTS HERE

Nissan has a long and rich pickup history, producing its first in 1935 with the Datsun 14 Truck. In 2026, the Navara marks four decades of the nameplate in Oceania and almost half a million units delivered throughout that time*.

The Navara nameplate has laid its foundations as more than just a ute. Today, the Navara is a symbol of hard work, resilience and grit. The fifth generation Navara is no different - purpose-built for the toughest jobs and most unforgiving terrains, designed to carry forward a legacy of strength you know you can count on.



* Cumulative sales data as of October 2025. Australian sales total 425,000 units and New Zealand sales total over 69,000 units.


R I D E & H A N D L I N G

T E S T E D . T U N E D . T O U G H .

There aren't many roads the all-new Navara won't go down. Using the expertise of Premcar - renowned for their engineering excellence with the Navara Warrior program - they have engineered Navara's ride and response* for local conditions. The Premcar suspension tune is available with the goal of a compliant and comfortable ride, both unladen and fully loaded so it's fit for every stretch of corrugated backroad or hot-mix highway, every dune, mountain, boulder or bush track that New Zealand has to offer.

The all-new Navara builds on a legacy of bulletproof ladder-frame chassis, offering a strong, durable steel backbone with large cross section chassis rails for exceptional torsional rigidity, ideal for hauling and towing, on-road or off. SL, ST & PRO-4X 4x4 variants are fitted with all-terrain tyres as standard, so the ladder frame foundation is complemented by the necessary grip, control and confidence the moment you leave the bitumen behind.

New for Navara is electric power steering (EPS). This EPS system not only aids fuel economy by reducing parasitic losses, but also aids driving dynamics and manoeuvrability - allowing precise navigation in a tight squeeze.



* Locally Tuned Suspension - Suspension developed & quality assured for the Australian & New Zealand Markets by Premcar Pty. Ltd.

OFF-ROAD CAPABILITY

BUILT FOR THE BUSH.
BUT YOU ALREADY
KNEW THAT.



Stuck between a rock and a hard place? With the all-new Navara, it doesn't matter. It'll get you over either – or both.

EASY 4WD

A dual range four-wheel-drive transfer case offered on SL & ST 4x4 variants aims to balance performance with fuel efficiency. It's able to be switched from highway cruising two-wheel-drive to part-time four-wheel-drive when extra traction is needed off-road. An electronic rear differential lock forms part of Easy 4WD's capability to provide additional traction in demanding off-road scenarios.

SUPER 4WD

Standard on ST-X 4x4 & PRO-4X variants, Super 4WD takes all the benefits of Easy 4WD and dials it up with a full-time, high-range four-wheel-drive mode selectable up to speeds of 100 km/h and Hill Descent Control. A Torsen® Limited Slip Differential (LSD) further optimises torque distribution, achieving superior balance and stability, particularly when cornering on slippery or uneven surfaces.

SEVEN DRIVE AND TERRAIN MODES

Paired with Super 4WD, driving performance and stability is enhanced with the selection of Rock, Sand, Mud, Gravel, Snow, Normal & Eco modes. Each mode has been tuned to optimise engine, transmission, steering and braking characteristics according to the road surface conditions.



T O W I N G

H A U L W I T H O U T H E S I T A T I O N

Take what you want, where you need it without a second thought. All variants in the all-new Navara range offer a benchmark 3,500kg maximum braked towing capacity*.

For peace of mind when towing, the all-new Navara offers Trailer Sway Control – controlling brake force and engine power in order to stabilise motion detected by a swaying trailer. It also comes with a full size spare wheel & tyre across the range so you can tow a load with a full kit and no worries.



* Towing capacity is subject to towbar/towball capacity and is based on the fitment of a Genuine Nissan towbar. Towing capacity figure described is a maximum figure. Actual towing capacity depends on the laden mass of the vehicle, driving conditions, fitment of any accessories or towing equipment limitations including the maximum towball download.





PAYLOAD

NOTHING WORKS HARDER THAN A NAVARA

SERIOUS PAYLOAD CAPACITY

With a one tonne payload*, Navara is engineered to handle massive loads. Whether it's heavy tools, equipment or a bespoke canopy and camping gear, you have the robust capacity to carry what you need without compromise.

* Payload capacity is variant specific. Check technical specifications for full details. Payload is the GVM minus the Kerb mass. The kerb mass does not include passengers, luggage, cargo, any accessories fitted or any towball download (as appropriate). Payload is distributed across both the front and rear axles, never exceed the GVM or the axle limits. Payload figure is calculated prior to fitment of any tray or body to the vehicle.



P E R F O R M A N C E

A I M H I G H . G O H I G H E R .



MUSCLE WHEN IT MATTERS Feel the surge of a 2.4-litre four cylinder intercooled bi-turbo diesel engine delivering 150 kW and a commanding 470 Nm of torque. This twin stage bi-turbo setup delivers maximum pulling power right where you need it, perfect for heavy loads or steep terrain.

SEAMLESS CONTROL The wide-ratio six speed automatic transmission ensures smooth yet rapid gear changes for optimal performance and comfort. Need total control? Engage the manual shift mode to command the gears yourself when tackling demanding off-road tracks or heavy towing.

INTELLIGENT EFFICIENCY Power doesn't come at the expense of economy. Enjoy impressive 4x4 diesel fuel economy with a Combined Cycle fuel consumption of 7.7 Litres/100km*, meaning fewer stops and longer adventures.



* Figures tested in accordance with ADR81/02 (Combined Test, Urban, Extra Urban). Figures stated for the purposes of comparison amongst vehicles only and may not reflect real world driving results. Actual fuel consumption and CO2 emissions depends on factors such as traffic conditions, vehicle condition, how you drive and any accessories fitted.

S A F E T Y


S A F E T Y F I R S T . S E C O N D T O N O N E .

Just because you don't see it, doesn't mean it's not there. A rock hidden in the scrub, a post tucked behind the tub, or a mate walking past with gear on a worksite. Even out on the tracks, something can appear the moment you least expect it.

But you can relax – because like your best co-driver, Navara has your back. With a five-star ANCAP safety rating (tested 2024), you can be sure your safety has been tested to the highest standards, complimented by a full suite of advanced active safety features*, including:

- Intelligent front and rear emergency braking
- Front and rear cross traffic alert
- Blind spot warning
- Lane departure warning and intervention
- Traffic sign recognition
- Tyre pressure monitoring
- Emergency assist for pedal misapplication
- Front and rear parking sensors

Add the Intelligent Around View® Monitor with Moving Object Detection*, and Navara becomes your built-in lookout, spotting the things you can't. Backing it all up is a tough protective core, reinforced by eight airbags: Driver side, passenger side, two front row seat side, two curtain side, a drivers knee and a centre front airbag.



* All features listed are a drivers aid only and should not be used as a substitute for safe driving practices. Always monitor your surroundings when driving

D E S I G N

G O A N Y W H E R E D N A

The all-new Navara's exterior design leans on Nissan's rich ute heritage, inspired by previous generations whilst pushing into a new, more advanced territory.

- The three-slot design atop the grille pays tribute to the D21 Navara.
- Navara's tapered V-Motion grille delivers a powerful presence with a bullbar inspired design that extends from top to bottom. The grille pattern and mesh density doesn't just look good, it supports ample engine cooling.
- C-shaped headlamps interlock seamlessly with the grille – pairing the Navara with modern Nissan SUV's – in particular the off-road icon, Patrol.



P R O - 4 X

The flagship PRO-4X variant showcases unique styling cues befitting the range-topping Navara. Distinctive black exterior design elements contrast with 'lava red' accents that position this as the premium off-road offering.



TECHNOLOGY

HERITAGE, EVOLVED. TECH, ADVANCED.

An old dog can always learn new tricks, especially if it's a ute with a legendary 40-year history. And the all-new Navara offers the tech to take you from the work site to the weekend and beyond.

Across the range, the heart of the cabin is a 9.0" touchscreen display with embedded satellite navigation – because the best trips are always beyond telco service. Device mirroring is offered in the form of wireless Apple CarPlay[®] and wired Android Auto[™]. Charge compatible devices with wireless smartphone charging*, conveniently located within the lower instrument panel.

Navara's 7.0" Advanced Drive-Assist instrument cluster display is a high-resolution TFT screen that provides customisable driver information, including alerts, navigation prompts and safety-system status. It's designed to keep essential data front and centre without distracting you from the road, interfaced through steering wheel mounted controls.

[^] CarPlay is a registered trademark of Apple Inc. Android Auto is a trademark of Google LLC. Compatible device required. Wired connections require a USB connection.
^{*} ST-X & PRO-4X variants only. Compatible device required.



C A B I N

INTERIOR COMFORT & CONVENIENCE

After countless kilometres on the open road or a long day on site, the Navara interior is where you'll make yourself at home. The cabin is engineered for real comfort, with heated front seats[>] for the early morning grit shift and dual-zone automatic climate control[^] with second-row air vents for comfort on the family road trips.

Convenience is at hand with Intelligent Key with remote keyless entry[>] and push-button start[>], while standard High Beam Assist and an automatic-dimming frameless rearview mirror[^] help take the effort out of night time driving, keeping you focused on the road ahead.

On workhorse SL variants, enjoy easy-clean vinyl flooring, ideal for protecting your cabin after a day on site. Meanwhile, the ST-X and PRO-4X variants feature leather-accented seat trim* with distinctive embroidery and an eight-way power adjustable driver seat with 2-way power lumbar for comfort, style and practicality.



* Leather-accented features and upholstery may contain synthetic material. Minor trim variations may occur from time to time.
> ST-X & PRO-4X variants only.
^ ST, ST-X & PRO-4X variants only



ACCESSORIES

BE ADVENTURE AND WORK READY

The all-new Navara is supported by an extensive range of Nissan Genuine Accessories, each designed and developed to ensure perfect integration and quality. From heavy-duty protection solutions to cargo management systems to lifestyle enhancements and off-road equipment, these accessories allow customers to tailor their Navara to their specific needs, while maintaining full warranty coverage and optimal performance.



Canopy



Heavy Duty Side Steps



Roof Bars



Snorkel



Bull Bar - Hooped / Round
Driving Lights / Bonnet
Protector - Black



All-Weather Mats



Weathershields



Rear Protection Bar /
Towbar / D Shackles

WHY CHOOSE GENUINE?



SAFETY

Your safety is our priority. That's why we put Nissan Genuine Accessories through thousands of hours of testing.



PERFECT FIT

Crafted to fit your Nissan perfectly, Nissan Genuine Accessories ensure optimum performance.



RELIABILITY

Nissan Genuine Accessories are made for reliability and are covered by the Nissan New Vehicle Warranty*.



FUTURE PROOF

Nissan Genuine Accessories keep your vehicle complete and help maintain its resale value.

When Nissan Genuine Accessories are purchased and fitted at the time of purchase and by an Authorised Nissan Dealer, they are covered by Nissan's 5 years or 150,000km (whichever occurs first) warranty. If purchased after the delivery of the vehicle and fitted by an Authorised Nissan Dealer, Nissan Genuine Accessories will be covered by the greater of: (i) Nissan's 1 year or 20,000km warranty (whichever occurs first) or (ii) the remainder of Nissan's 5 years or 150,000km (whichever occurs first) new vehicle warranty. Nissan Genuine Accessories purchased over the counter are covered from sale date by Nissan's 1 year or 20,000km warranty (whichever occurs first).

SL



SL HIGHLIGHTED FEATURES :

- Locally tuned suspension¹
- LED headlamps and rear combination lamps
- Five star ANCAP safety rating (tested 2024)
- 2.4L bi-turbo intercooled diesel engine
- 3,500kg maximum braked towing capacity²
- 1 tonne payload³
- Electronic rear differential lock
- Intelligent Around View[®] Monitor with Moving Object Detection
- All-terrain tyres



ST



ST HIGHLIGHTED FEATURES (IN ADDITION TO / REPLACING SL) :

- 17" alloy wheels
- LED front fog lights
- Privacy glass (second row & rear windows)
- Side steps

1. Available locally tuned suspension - Suspension developed & quality assured for the New Zealand market by Premcar Pty. Ltd.

2. Towing capacity is subject to towbar/towball capacity and is based on the fitment of a Genuine Nissan towbar. Towing capacity figure described is a maximum figure. Actual towing capacity depends on the laden mass of the vehicle, driving conditions, fitment of any accessories or towing equipment limitations including the maximum towball download.

3. Payload is the GVM minus the Kerb mass. The kerb mass does not include passengers, luggage, cargo, any accessories fitted or any towball download (as appropriate). Payload is distributed across both the front and rear axles, never exceed the GVM or the axle limits. Payload figure is calculated prior to fitment of any tray or body to the vehicle.

ST-X



ST-X HIGHLIGHTED FEATURES (IN ADDITION TO / REPLACING ST):

- Super 4WD system with terrain selector
- Hill Descent Control
- 18" alloy wheels
- Wireless smartphone charger¹
- Highway terrain tyres

PRO-4X



PRO-4X HIGHLIGHTED FEATURES (IN ADDITION TO / REPLACING ST-X):


- Darkened styling theme with red accenting
- Leather-accented² seat trim with PRO-4X embroidery
- 17" black alloy wheels
- All terrain tyres
- Black wheel arch flares

1. Compatible device required

2. Leather accented features and upholstery may contain synthetic material. Minor trim variations may occur from time to time.



EXTERIOR PAINT COLOUR OPTIONS




Alpine White (QBH)




Midnight Black (GAV)



Outback Red (NCS)



Blizzard White (QBJ)*



Summit Silver (KCY)*



Boulder Grey (KCX)*



Horizon Blue (RDC)**



Kimberley Orange (ECR)***

WHEEL AND TYRE OPTIONS



17" steel wheel
Available on SL



17" alloy wheel
Available on ST




18" alloy wheel
Available on ST-X



17" alloy wheel
Available on PRO-4X

INTERIOR TRIM OPTIONS



Black fabric seat trim
Available on SL & ST



Black leather-accented* seat trim
with "Navara" front seat embroidery
Available on ST-X



Black leather-accented* seat trim with red
accents & "PRO-4X" front seat embroidery
Available on PRO-4X

Premium paint available at extra cost. In some cases, the printed colours may vary from the actual paint colours.
 ## Premium paint available at extra cost. In some cases, the printed colours may vary from the actual paint colours. Forward order required for this colour on PRO-4X grade.
 ### Premium paint available at extra cost. In some cases, the printed colours may vary from the actual paint colours. Forward order required for this colour on ST-X grade.
 † Leather accented features and upholstery may contain synthetic material. Minor trim variations may occur from time to time.



NissanNewZealand



@NissanNewZealand



NissanNewZealand

Nissan.co.nz