



MEET THE ALL-NEW

MGS6 EV



MGMOTOR.CO.NZ





Smart Serenity Awaits

Introducing the all-new MGS6 EV, a thoughtful representation of polished and tranquil power. Designed for your lifestyle with a wide layout and responsive systems, it transforms travel from ordinary to extraordinary. It's bold character and curated details ensure a drive that is perfectly tailored to your purpose.



10-80% in 38 minutes[◊]



77kWh Battery



Up to 530km of range^{††}

[◊] Estimated CCS Public Charge Time (10% to 80%) / Mins @25°C

^{††} On Essence model only





Considered Comfort

Every journey feels like an escape. The MGS6 EV enhances the cabin experience with sharp displays and a polished layout. By featuring dedicated buttons for climate settings, the drive becomes more seamless, allowing you to make quick changes by touch alone.

- HEATED FRONT SEATS AND STEERING WHEEL
- UP TO 1690L OF BOOT SPACE
- HEAD UP DISPLAY (HUD)

Overseas model displayed above



Thoughtful Space

Find your balance in a cabin bathed in natural light and tailored for ultimate relaxation. Boasting a front trunk and significant rear boot space, the MGS6 EV is built to handle the demands of your busy life in the most lavish way possible. And readily load up the boot thanks to the electronic tailgate, making shopping just that much easier.



Overseas model displayed above

Unrivalled ease, by design

Immerse yourself in vivid, cinematic sound through a premium 11-speaker audio system. Ensuring refined comfort regardless of the season, MGS6 EV features heated first row seating and a warmed steering wheel, offering a sophisticated reprieve from winter conditions. Multidirectional power controls for seating makes finding the optimal posture seamless, whilst expansive storage solutions provide plentiful room for you and the family.

Physical Buttons

Fixed switches offer straightforward control of core controls, ensuring focused and secure adjustments while you drive.






Further is just the beginning.

Engineered with our innovative Modular Scalable Platform (MSP), this architecture delivers an impressive 530km^{††} reach for unrestricted travel. To maintain this exceptional capability throughout the year, a standard heat pump safeguards your battery energy in low-temperature environments, making every journey worry-free.

^{††} Available on Essence models only.

Rapid Charging

With DC rapid charging, you can charge the MGS6 EV battery in under 38 minutes[^]



530km* Range (WLTP)

THE MODULAR SCALABLE PLATFORM (MSP) PAIRS SEAMLESSLY WITH THE ULTRA-THIN 77KWH BATTERY TO UNLOCK UP TO 530KM†† OF RANGE.

†† Essence variant. Range figures provided are calculated under test conditions. These figures are for comparative purposes only and may not reflect real-life driving results. Actual range may vary depending on various factors such as weather conditions, driving styles, vehicle load, and accessories fitted post-registration. [^]10-80% charging time applies to a 150kW Ultra-Fast charger under standardised test conditions. Charging times in real world conditions will vary dependent on a number of factors, including but not limited to the age of battery, charging conditions, temperature and the existing charge of the battery, charger used and duration of charge. Charging times will be increased when using chargers of a lower capacity. Availability of 150kW-capable chargers may be limited depending on your location.

Rear Wheel Drive/ All Wheel Drive


Two distinct drivetrain configurations give you the perfect balance of dynamic yet composed control on the road.

Outstanding Efficiency

Each MGS6 EV has an integrated thermal management system, intelligently managing heating and cooling whilst minimising overall energy consumption.

One Pedal Driving Mode

The MGS6 EV features 5 regenerative settings, including one-pedal driving, which recovers energy with quiet efficiency.





Intuitive Technology

Stay connected and clutter-free. With seamless smartphone integration and a crystal-clear display, the MGS6 EV keeps your world at your fingertips. Need to charge? Use the downtime to scroll TikTok or stream YouTube directly on the infotainment screen.

- 12.8" HD INFOTAINMENT SCREEN
- 10.25" VIRTUAL DRIVER DISPLAY
- WIRELESS CONNECTIVITY AND PHONE CHARGING

Overseas model displayed above



12.8 Inch HD Touchscreen

MGS6 EV features a crisp 12.8" central touchscreen display and an integrated 10.25" driver display. This dual screen setup works in harmony, providing all your on-the-go diagnostic data and more, making each interaction feel natural and immediate.

Quiet Protection


Safety is the foundation of each MGS6 EV, with a 360° Camera equipped for total visibility. Whether you are navigating tight city streets or tucking into a tricky parking spot, you'll have a bird's eye view of everything around you. Providing total confidence comes as standard.

Wireless Connection

Experience the effortless nature of cable-free charging whilst connecting to Apple CarPlay® and Android Auto™ seamlessly. Integrated apps such as Spotify, Amazon Music, Youtube and TikTok all are ready at a moment's notice when charging up, so kick back and enjoy.

*Conditions apply. Visit our website for more details.






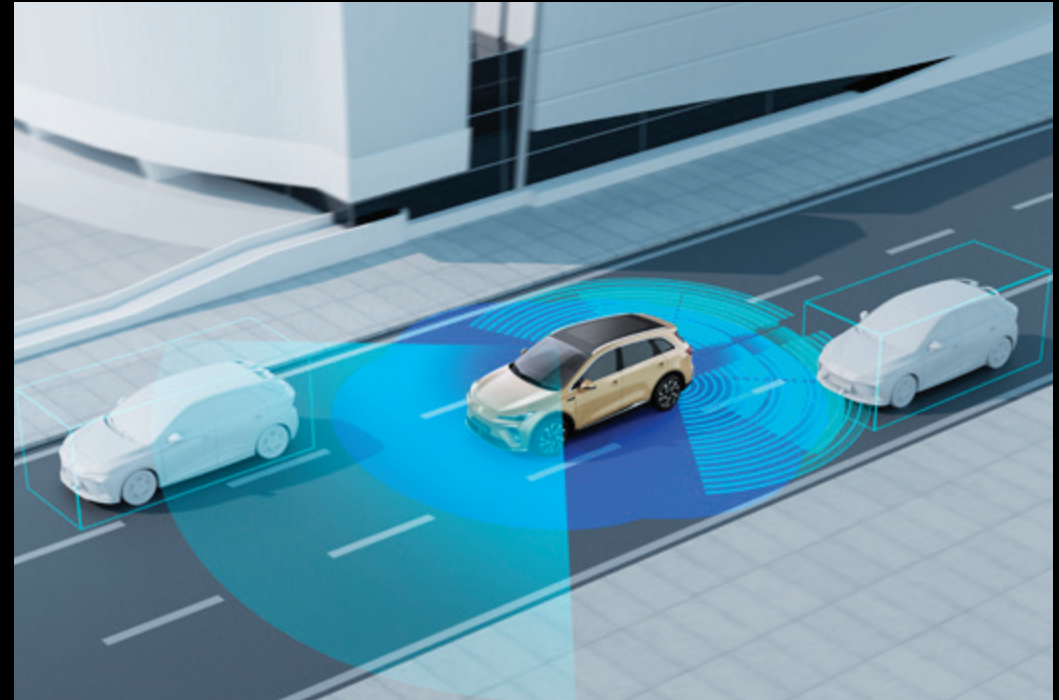
PILOT
DRIVER SAFETY TECHNOLOGY

Silent Protection

Traffic moves at its own pace, so ensure you do as well. Each MGS6 EV comes equipped with our dynamic MG Pilot ADAS system, as well as 7 airbags as standard. Total peace of mind.


MG Pilot is an advanced suite of driver assistance systems to anticipate what lies beyond your sightline and the Custom function allows you to personalise your preferred settings and recall them easily with each drive.

Active Emergency Braking, Lane Departure Warning, Adaptive Cruise Control, and Blind Spot Detection all monitor vigilantly with your safety in mind, allowing you to focus entirely on enjoying the journey ahead.



ADVANCED HIGH-STRENGTH
STEEL (AHSS)

HIGH-STRENGTH
STEEL (HSS)



HOT-STAMPED STEEL

ULTRA HIGH-STRENGTH
STEEL (UHSS)



Personalise your *style*

Colours



○ DOVER WHITE
PAINT



● BLACK PEARL
METALLIC PAINT



● CAMDEN GREY
METALLIC PAINT



● PICCADILLY BLUE
METALLIC PAINT



● STERLING SILVER
METALLIC PAINT



● STRATFORD GOLD
METALLIC PAINT



● DIAMOND RED
METALLIC PAINT

DOVER WHITE
PAINT

CAMDEN GREY
METALLIC PAINT

DIAMOND RED
METALLIC PAINT

STERLING SILVER
METALLIC PAINT

PICCADILLY BLUE
METALLIC PAINT

STRATFORD GOLD
METALLIC PAINT

BLACK PEARL
METALLIC PAINT

MGS6 EV Essence

- Up to 530km WLTP combined range
- 77kWh NCM (Nickel-Cobalt-Manganese) battery
- 20" Alloy Wheels with Low Wind Resistance Aero Caps
- MG Pilot (including Custom Function)
- Vegan Leather Seating with Suede Upholstery
- Full LED headlights, DRL, and Full Width LED Rear Taillight
- Up to 1690L of Boot space + 86L of Frunk space
- 10.25" HD Driver Display + Integrated Head Up Display (HUD)
- 12.8" HD Infotainment Touchscreen
- Satellite Navigation
- Wireless Apple CarPlay® and Android Auto™ + Wireless phone charging
- 11 Speaker Premium Audio including sub-woofer.
- iSMART Connectivity (12 Months Complimentary)



MGS6 EV Essence AWD

- Up to 485km WLTP combined range
- 77kWh NCM (Nickel-Cobalt-Manganese) battery
- 20" Alloy Wheels with Low Wind Resistance Aero Caps
- MG Pilot (including Custom Function)
- Vegan Leather Seating with Suede Upholstery
- Full LED headlights, DRL, and Full Width LED Rear Taillight
- Up to 1690L of Boot space + 67L of Frunk space
- 10.25" HD Driver Display + Integrated Head Up Display (HUD)
- 12.8" HD Infotainment Touchscreen
- Satellite Navigation
- Wireless Apple CarPlay® and Android Auto™ + Wireless phone charging
- 11 Speaker Premium Audio including sub-woofer.
- iSMART Connectivity (12 Months Complimentary)
- Panoramic Glassroof with Electric Sunshade



Technical Specifications

	ESSENCE	ESSENCE AWD
DIMENSIONS		
Length (mm)	4708	4708
Width (mm)	1912	1912
Height (mm)	1664	1664
Wheelbase (mm)	2835	2835
Running Clearance (mm)	190	190
Front Boot Capacity - Frunk (L)	86	67
Boot Volume Seats In Place (L)	581	581
Boot Volume Seats Folded (L)	1690	1690
TECHNICAL DATA		
Permanent Magnet Synchronous Motor (Rear)	•	•
Induction Motor (Front)	-	•
On-demand 4WD or Full-time 4WD - Custom Drive Mode	-	•
Battery Capacity (kWh)	77	77
Battery Type	NCM	NCM
Motor Maximum Power (kW)	180	266
Motor Maximum Torque (Nm)	350	540
0-100km/h (seconds)	7.5	5.1
Top Speed km/h	200	200
Charger Connection - Combined Connection System Type 2	•	•
On-Board Charging Unit (kW)	11	11
Estimated CCS Public Charge Time (10% to 80%) / Mins @25°C	38	38
Maximum DC Charging Power (kW)	144	144
Driving Range: WLTP Combined Cycle (km)	530	485
Driving Range: NEDC Combined Cycle (km)	605	550
Driving Efficiency: (Wh/km) NEDC	145	160
Heat Pump	•	•
Intelligent HV Charging	•	•
Charging Pre-Heating (For Destination Charging)	•	•
Battery Thermal Management System	•	•
One Pedal Mode	•	•
Regenerative Braking Modes (1, 2, 3, A)	•	•
SUSPENSION & BRAKES		
Front Suspension	MacPherson	
Rear Suspension	Five Multi-Link	
Front Brakes - Disc Ventilated	•	•
Rear Brakes - Disc Ventilated	•	•
WHEELS & TYRES		
20" Alloy Wheel with Low Wind Resistance Wheel Cap	•	•
Tyre Size	245/50R20	245/50R20
Tyre Repair Kit	•	•

◦ Optional • Included

	ESSENCE	ESSENCE AWD
WEIGHT		
Tare Mass (kg)	1908	2005
Gross Vehicle Mass (kg)	2388	2465
Maximum Towing Weight Unbraked (kg)	750	750
Maximum Towing Weight Braked (kg)	1500	1500
SAFETY & SECURITY		
MG Pilot Custom	•	•
Adaptive Cruise Control (ACC)	•	•
Autonomous Emergency Braking (AEB)	•	•
Lane Change Assist (LCA)	•	•
Lane Departure Assist (LDA)	•	•
Lane Departure Warning System (LDW)	•	•
Emergency Lane Keep Assist (ELKA)	•	•
Intelligent Cruise Assist (ICA)	•	•
Intelligent Speed Limit Assist (SAS)	•	•
Blind Spot Detection (BSD)	•	•
Electric Parking Brake (EPB)	•	•
Driver Monitor Status (DMS)	•	•
Forward Collision Warning (FCW)	•	•
Rear Collision Warning (RCW)	•	•
Rear Cross Traffic Alert (RCTA)	•	•
Door Open Warning (DOW)	•	•
Direct Tyre Pressure Monitoring System (TPMS)	•	•
Drivers Airbag + Passenger Airbag	•	•
Two Side Airbags	•	•
Two Curtain Airbags	•	•
Far-side Airbag	•	•
ESP + iBoost (ABS + EBD + CBC + TCS + VDC + HAZ + HHC + BDW + ARP + HDC)	•	•
Hill Descent Control	•	•
Auto Hold	•	•
Seat Belt Reminder	•	•
Front Seat Belts (3 Point with Pretensioner & Load Limiter)	•	•
Rear Seat Belts (L+R Seat 3 Point with Pretensioner & Load Limiter, Middle Seat 3 Point)	•	•
Front and Rear Whiplash Restraint Seats	•	•
ISOFIX - Two Rear Side Seats	•	•
Pedestrian Warning Sound	•	•
360° Camera (HD)	•	•
Alarm & Motor Immobiliser	•	•
Automatic Door Lock by Speed	•	•
Automatic Door Unlock in Collision	•	•
Emergency Brake and Rear Light Flashing	•	•

Technical Specifications

	ESSENCE	ESSENCE AWD
LIGHTING		
Intelligent High-beam Control (IHC)	•	•
LED Headlights With Manual Levelling	•	•
LED Daytime Running Lights	•	•
LED Taillights	•	•
Front & Rear Reading Light	•	•
Automatic Headlights	•	•
LED High Mounted Brake Light	•	•
Full Width LED Lightbar with Constellation design	•	•
Dual Reversing Lights	•	•
Follow Me Home Headlights	•	•
Rear Fog Light	•	•
INTERIOR		
Leather Steering Wheel	•	•
Sunvisors With Mirror & Light	•	•
Glove Box with Dampening	•	•
Front Cup Holders	•	•
Interior Ambient Lighting - Front Footwells	•	•
Boot Illumination	•	•
Front arm rest with storage	•	•
Driver side coin storage	•	•
Rear arm rest with cup holders	•	•
Roof grab handles	•	•
Panoramic Glassroof with Electric Sunshade	-	•
INSTRUMENTS		
10.25" Virtual Driver Information Display	•	•
Head Up Display	•	•
Cluster Brightness Adjustment	•	•
Trip Computer	•	•
Steering Wheel Recovery Reminder	•	•
Service Interval Indicator	•	•
EXTERIOR		
Electrically Adjustable, Folding with Reverse Tilt-down, Heated Door Mirrors	•	•
Rear Privacy Glass	•	•
Boneless Front Wiper	•	•
Roof Rails	•	•
Rear Wiper	•	•
Active Intake Grille Shutter (AGS)	•	•
Rear Parking Sensors	•	•
Front Parking Sensors	•	•
Door Mirror with Side indicator (LED)	•	•
Charging Port - Charging Level Indicators	•	•
Spoiler	•	•

	ESSENCE	ESSENCE AWD
SEATING		
Heated Front Seats 3-level	•	•
Heated Rear Seats 1-level (outer seats)	•	•
Ventilated Front Seats	•	•
Driver's 6-way Electric Adjustable Seat	•	•
Passenger's 4-way Electric Adjustable Seat	•	•
40/60 Rear Folding Seat	•	•
Rear Seat Recline 2 settings	•	•
Vegan Leather Seat with Suede Upholstery	•	•
Driver's Electric Lumbar Support	•	•
HEATING AND VENTILATION		
Rear Window Heating	•	•
Pollen Filter	•	•
Dual Zone Auto Climate Control	•	•
Rear Seat Vents	•	•
COMFORT & CONVENIENCE		
Mobile Bluetooth Key	•	•
Heated Steering Wheel	•	•
Auto-dimming Rear View Mirror	•	•
Rain-sensing Wipers	•	•
Map Pockets	•	•
Remote Central Locking	•	•
Keyless Entry	•	•
Pedal Start	•	•
Driving Modes Selection	•	•
Multi Function Steering Wheel	•	•
Electric Front & Rear Windows with one-touch up/down	•	•
Tilt & Telescopic Steering Wheel	•	•
Automatic Tailgate with hands free opening	•	•
Charging Port Unlock Reminder	•	•
Estimated Charging Time Remaining	•	•
Charging Indicator and Progress Indication	•	•
AC Portable Charger	•	•
Vehicle to Load Charging Function (V2L)	•	•

◦ Optional • Included

Technical Specifications

	ESSENCE	ESSENCE AWD
IN-CAR ENTERTAINMENT		
11 Speaker Premium Audio (including sub-woofer)	•	•
Wireless Phone Charger with cooling - 50W	•	•
Wireless & Wired Apple CarPlay (R) and Android Auto™	•	•
Voice Control	•	•
12V Socket	•	•
12.8" Infotainment Screen	•	•
DAB+ Audio	•	•
FM / AM Radio	•	•
2x USB-C Ports Front, 2x USB-C Rear	•	•
Bluetooth Connection	•	•
Satellite Navigation	•	•
Online Entertainment Services (*Conditions apply)	•	•
iSMART - (12 Months Complimentary Access)	•	•
EXTERIOR COLOUR		
Dover White (WSB)	•	•
Camden Grey Metallic (PAG)	◦	◦
Diamond Red Metallic (RSJ)	◦	◦
Sterling Silver Metallic (SSA)	◦	◦
Piccadilly Blue Metallic (JSH)	◦	◦
Stratford Gold Metallic (GWQ)	◦	◦
Black Pearl Metallic (PBC)	◦	◦
INTERIOR COLOUR		
Grey Ivory with Nordic Ashwood style trim	◦	◦
Dark with Carbon Fibre style trim	•	•

Range figure is based on WLTP (Worldwide Harmonized Light Vehicle Test Procedure) static laboratory combined average city and highway cycle test. Figures stated for the purposes of comparison amongst vehicles tested to the same technical procedures only. Actual real world driving results will vary depending on a combination of driving style, type of journey, vehicle configuration, battery age and condition, use of vehicle features (such as heating and air conditioning), as well as operating, environmental and climate conditions.

* 1 MG iSMART is provided as a complimentary service for the first 12 months from your purchase date of a new MG vehicle. After this period, you are responsible for payment of any service or licence charges MG may introduce. If charges are implemented, you will receive at least 60 days' notice

◦ Optional • Included



Aftercare

When you choose a new MG, you're not just getting style and design, you're also getting peace of mind with one of New Zealand's leading new car warranties. All new MG branded vehicles intended for personal use include a comprehensive manufacturer warranty*.

Learn more at mgmotor.co.nz

Warranty & roadside assistance T&Cs at <https://mgmotor.co.nz/owners/warranty> Excludes fleet, government, or rental buyers. MG's warranty is built for confidence. Your new MGS6 EV comes with up to 10 years or 250,000km coverage when you service with MG. That's 7 years unlimited as standard, plus a 3-year MG service-activated extension, taking you up to a total of 10 years or 250,000km, whichever comes first.



MGS6 EV

BOOK A TEST DRIVE TODAY.

©MG Motor New Zealand 2026. MG Motor New Zealand offers this information as a general guide to product specifications. All data that applies to MY26 models only is believed to be correct as at May 2026; however as product development is an ongoing process, changes may occur from time to time which may not be necessarily reflected herein. To the maximum extent permitted by law, MG Motor New Zealand shall not be liable for any reliance placed by any person on the content of this publication. MG Motor New Zealand reserves the right to change specifications without notice. Accordingly, this information should not be regarded as an infallible guide to correct specifications, nor does it constitute an offer for sale of any particular vehicle. Whilst all care has been taken to provide you with information in regards to the general use of MG products, you should not rely solely on the information provided in this specification sheet. Dealers are not agents of MG Motor New Zealand and have absolutely no authority to bind MG Motor New Zealand by an express or implied undertaking or representation- Warranty T&Cs at <https://mgmotor.co.nz/owners/warranty/> Bluetooth® is a registered trademark and logo of Bluetooth SIG, Inc. 2024. Actual New Zealand specification may vary from vehicle shown.

Follow us

