GOVERNMENT OF WESTERN AUSTRALIA

DFES
Department of Fire & Emergency Services

Be safe in an emergency



Introduction

Be safe in an emergency

Get young children ready for emergencies with this fun activity book.

- ‘Be safe in an emergency’ has puzzles, mazes and fun challenges to help young children learn about emergencies in a safe and enjoyable way. The activities help kids learn what to do during emergencies and who can help them stay safe. There are tips on what to do during fires, storms, cyclones, earthquakes and floods.
- Visit dfes.wa.gov.au for more information on preparing your home and family for emergencies in Western Australia.
- Visit emergency.wa.gov.au for official warnings and current information for bushfires, storms, cyclones and floods.



EmergencyWA

Scan the QR code for info on Emergency WA

Call 000 in a life-threatening emergency.

For people who are Deaf, hard of hearing or have a speech difficulty, call 000 with TTY or Speak and Listen. TTY users should call 106.

GOVERNMENT OF WESTERN AUSTRALIA

DFES Department of Fire & Emergency Services

How emergency helpers keep safe

Emergency helpers wear special clothing and use special tools to keep themselves safe.

They wear bright colours and reflective strips so they can see each other easily, and so we can recognise them.

They wear boots, masks, gloves, jackets, helmets and life jackets to keep safe from the different dangers they encounter.

Firefighters wear breathing equipment so they don't breathe in smoke.

The **SES** might use a chainsaw to remove fallen trees after storms or cyclones.

Marine Rescue volunteers wear life jackets to stay afloat if they fall into the water. Marine Rescue use binoculars to help them search for people lost at sea.

Be safe in an emergency

Colour the clothing and fill in the blanks



H_____ protect our heads.

L____ j_____ help keep us afloat.

M_____ stop us breathing smoke.

G_____ protect our hands.

J_____ protect us from heat.

B_____ protect our feet.

GOVERNMENT OF WESTERN AUSTRALIA

DFES Department of Fire & Emergency Services

Campfire safety

Safe and unsafe fires - keep yourself safe when enjoying a campfire and stop fire problems before they happen.

Clues

1. Always have an adult near the fire.
2. Don't sit too close to the fire.
3. Make sure the fire is in a safe spot, like a fire pit or surrounded by rocks.
4. Keep a bucket of water nearby.
5. Kids should not be playing with matches.
6. Keep jackets and all other items away from the fire.
7. Keep spare firewood a safe distance from the fire.
8. Make sure cooking pan is kept flat on a safety grate.
9. Don't wear loose clothing near a fire.

Be safe in an emergency

Find and circle the six campfire safety differences

A safe fire



An unsafe fire



GOVERNMENT OF WESTERN AUSTRALIA

DFES Department of Fire & Emergency Services

Home Emergency Kits

For children

Think about what is special to you, it might include:

- ☐ Spare clothes and shoes
- ☐ Hat
- ☐ Drink bottle and snacks
- ☐ Electronic device and charger
- ☐ Favourite toy
- ☐ Torch
- ☐ Books to read

For adults

Prepare an emergency kit and check it each year. It should include:

- ☐ Important/legal documents
- ☐ Valuable items (e.g. photos)
- ☐ Protective clothing for everyone
- ☐ First aid kit
- ☐ Drinking water and food
- ☐ Personal hygiene items
- ☐ Portable radio and batteries

On the day:

- ☐ Medicines and scripts
- ☐ Devices and chargers
- ☐ Cash

For comprehensive list go to emergency.wa.gov.au

Scan the QR code for info on Emergency WA.

Be safe in an emergency

Complete the Emergency Kit crossword puzzle



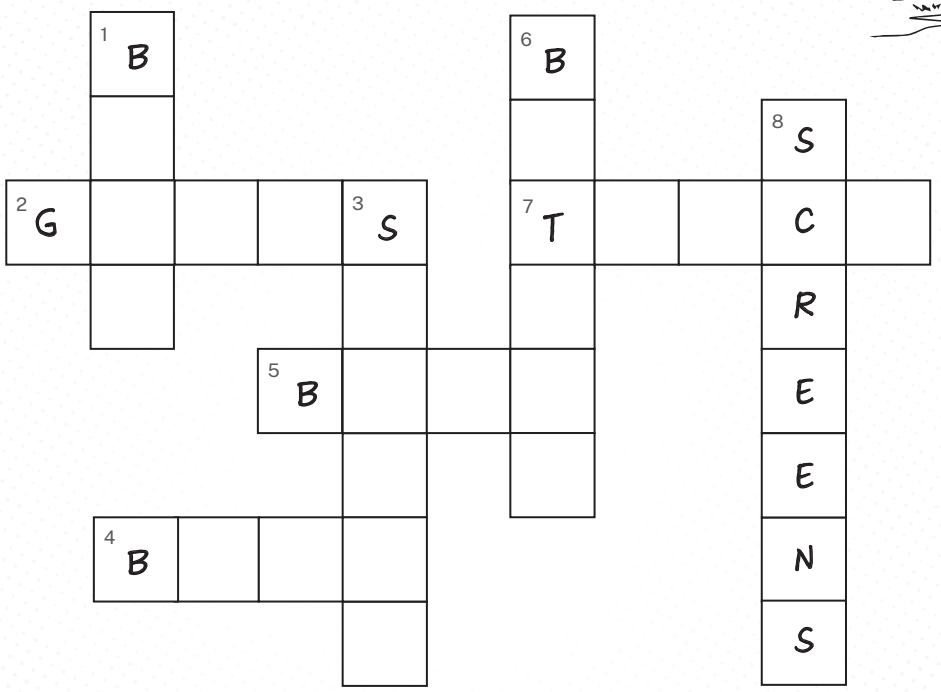



1 
2 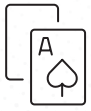

3 

4 

5 
6 

7 
8 

Emergency Kits

If there's an emergency and you have to leave home fast, your emergency kit should have important things you need until it's okay to come back.

← Check the list on the left.

GOVERNMENT OF WESTERN AUSTRALIA

DFES Department of Fire & Emergency Services

Understand Cyclones

For children

During a cyclone, it will be very windy and loud. Things might get blown around. Keep your emergency kit with you and don't go outside.

For adults

- Be familiar with the cyclone warning system levels and icons - **Advice**, **Watch and Act** and **Emergency Warning** and what they mean for you and your family to keep safe.

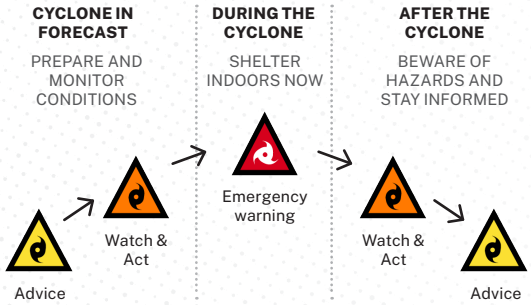

- Prepare your emergency kit with important items for short-term survival and keep it in an easy-to-find-place.
- Remember when packing your kit that you may be without power and water for several days after a cyclone.

Scan the QR code or visit dfes.wa.gov.au for info on cyclones.

Be safe in an emergency

Write the correct words into the empty boxes



Cyclones may be...	Sometimes cyclones damage...	During a cyclone stay safe. Put things away. What should go inside?
1.	1.	1.
2.	2.	2.
3.	3.	3.

Windy Fences Pets Emergency Kit

People Homes Noisy Trees Dangerous

GOVERNMENT OF WESTERN AUSTRALIA

DFES Department of Fire & Emergency Services

Home Fire Safety

What to do in case of fire

1. Make a plan to escape from your home if there is a fire.
2. Practice the plan with your family.
3. If there is a fire, leave immediately by the safest exit.
4. Go to your safe meeting place.
5. Call 000.
6. Do not go back into a burning house for any reason.
7. Stay together and wait for firefighters to arrive.

Preparation is important

For more information, check the DFES website:

dfes.wa.gov.au/homefire

Scan the QR code for info on fires in the home.

Be safe in an emergency

Draw all the ways out of this house if there is a fire in the Lounge

Instructions

1. Draw the place everyone should meet if there is a fire (your safe meeting place).
2. Draw all the ways out of the house to your safe meeting place.
3. How many ways out did you find?
4. Mark with an X where the smoke alarms are located in your house.

- Every house should have working smoke alarms.
- Check your smoke alarms every year.
- For more information, go to dfes.wa.gov.au/homefire.

How many ways out did you find? _____

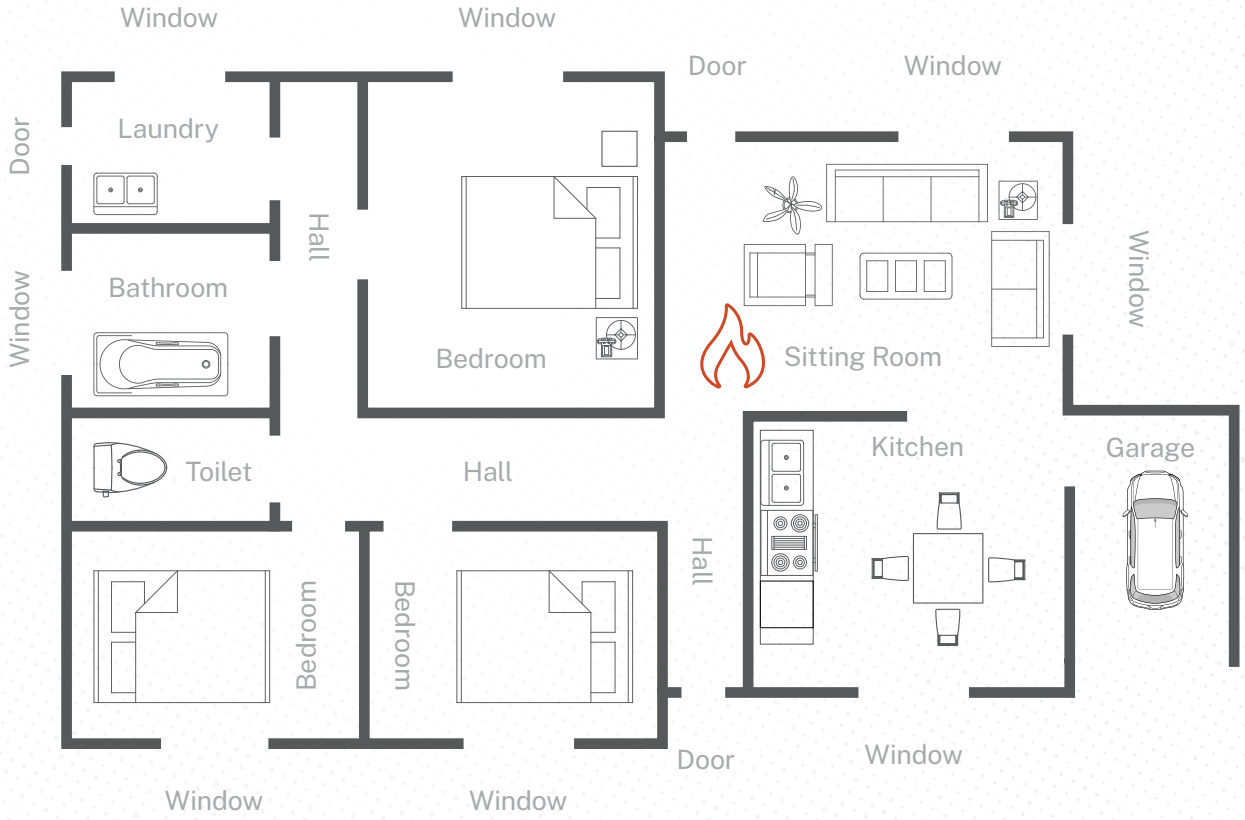

GOVERNMENT OF WESTERN AUSTRALIA

DFES Department of Fire & Emergency Services

Calling 000

Parents & carers

You can teach your children how to call 000 in an emergency, such as a fire or life-threatening emergency.

For children

Learn what to tell emergency services, like your name, address, closest cross street and what is happening.

Follow any instructions the operator gives you.

Never make fake 000 calls.

For people who are Deaf, hard of hearing or have a speech difficulty, call 000 with TTY or Speak and Listen. TTY users should call 106.

Be safe in an emergency

What do you need to say when you call Triple Zero (000)?



GOVERNMENT OF WESTERN AUSTRALIA

DFES Department of Fire & Emergency Services

Storm dangers

In bad weather there are many dangers around your home, including:

1. Lightning.
2. Strong winds and rain/hail.
3. Falling trees.
4. Flash flooding.
5. Pets outside.
6. Unsecured items (things not tied down that can be picked up by the wind).
7. Storm water drains.

Once the Bureau of Meteorology issues a Severe Weather or Thunderstorm Warning, DFES will provide alerts and warnings at emergency.wa.gov.au

Scan the QR code for info on storm.

Be safe in an emergency

Match the storm danger to the numbers



GOVERNMENT OF WESTERN AUSTRALIA

DFES Department of Fire & Emergency Services

Stay safe in a flood

For adults:

- Never drive through flood waters.
- Contact your local government to find out your flood risk.
- Visit emergency.wa.gov.au for official warnings and current information for bushfires, storms, cyclones and floods.

For children:

- Never play in flood waters. There may be many hidden dangers such as sharp objects, wood and dangerous animals.
- The State Emergency Services help the community after storms, cyclones, floods or during search and rescue missions.

If you need temporary emergency repairs to make your home safe, call the State Emergency Service on 132 500 to request assistance.

Scan the QR code for info on flood.

Be safe in an emergency

The State Emergency Service (SES) needs your help to bring each sandbag to the correct house. The sandbags help protect the houses from flooding





GOVERNMENT OF WESTERN AUSTRALIA

DFES Department of Fire & Emergency Services

Earthquake Safety

Knowing how to respond during an earthquake can help keep you safe. Stay inside and away from windows.

Remember these three steps:

1. **Drop** - to the ground.
2. **Cover** - take cover under a sturdy table or other heavy furniture. If there is nothing to get under, cover your face with your arms and crouch alongside a bench or near an inside wall.
3. **Hold On** - until the shaking stops.

If you are unable to Drop, Cover and Hold On:

- Get as low as possible.
- Do not transfer from your wheelchair or bed during the shaking. Wait for the shaking to stop.

If you use a wheelchair:

1. **Lock** your wheels.
2. **Cover** your head and neck with your arms, a book or a pillow to protect yourself.
3. **Hold On** and wait until the shaking stops.

Be safe in an emergency

Fill in the missing letter to complete each word



__rop



__over



__old

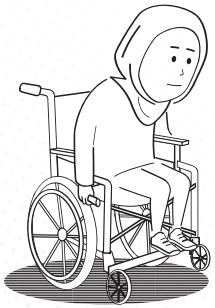

__ock



__over



__old

Scan the QR code for info on earthquake.

GOVERNMENT OF WESTERN AUSTRALIA

DFES Department of Fire & Emergency Services

Stay safe in a bushfire

For adults

Prepare yourself, your family and your home for a bushfire. Visit dfes.wa.gov/bushfire for information and resources.

- Prepare a bushfire plan - go to mybushfireplan.wa.gov.au.
- Empower your children by including them when making your plan.
- Practice your plan with the whole family.
- Prepare an emergency kit, everyone can get involved and learn what to pack.

Keep up to date during a bushfire - familiarise yourself with emergency.wa.gov.au

Scan the QR code for info on bushfire.

Be safe in an emergency

Follow the hoses from left to right to find the right answer

If there is a bushfire...

we can not drive faster than the fire.

If the bushfire...

is far away, we still may not be safe.

If there is a bushfire...

Leave your house and go to your safe meeting place.

When camping...

we don't leave the campfire burning.

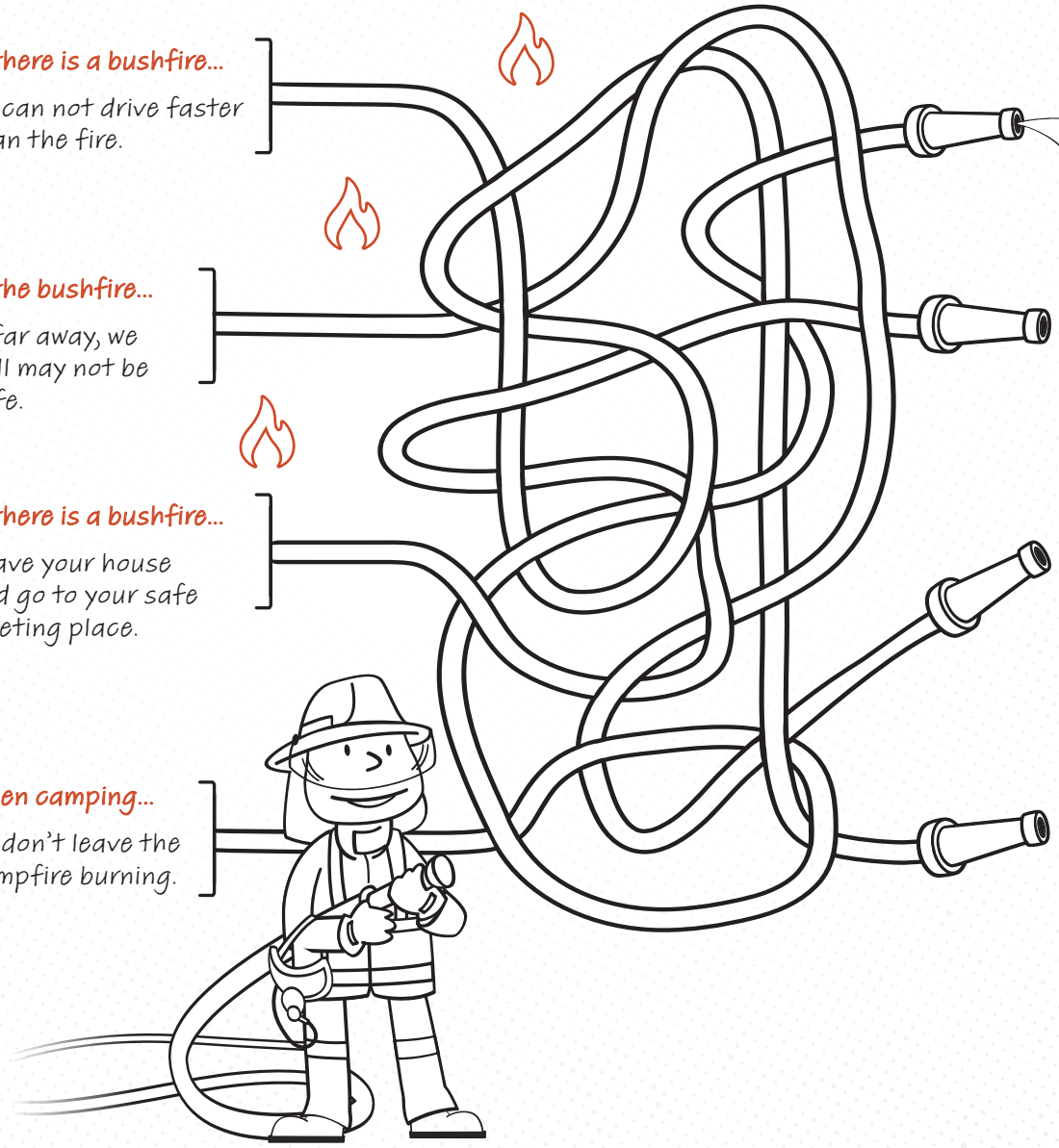

Yes, use water or smother it with sand to put out a campfire

No. We do this for a house fire. In a bushfire it is best to leave early.

Yes. Sparks and embers can travel many kilometers through the air.

Yes. Fires are fast moving and there will be heat and smoke.

GOVERNMENT OF WESTERN AUSTRALIA

DFES Department of Fire & Emergency Services

Marine Rescue

For adults

- In an emergency, call 000.
- Wear a life jacket.
- Safety equipment should be maintained and easily accessible.
- Check the weather forecast before your voyage.
- Log on and log off every time you go out.
- Make sure your fuel is fresh and you have enough for your trip.
- Maintain your boat.
- Emergency Position Indicating Radio Beacon (EPIRB) or Personal Location Beacon (PLB) must be registered.

For children

- Wear a life jacket.
- Listen to the skipper.
- Check the weather forecast before your voyage.
- Do not hang your legs over the sides of the boat.
- Stay away from the propeller, even if it's not on.

Be safe in an emergency

Marine Rescue is going to save the person in the water. Find and circle the 6 hazards.



Hazard clues:

- ☐ channel marker
- ☐ jet ski
- ☐ buoy
- ☐ broken boat
- ☐ rocks
- ☐ no life jacket

GOVERNMENT OF WESTERN AUSTRALIA

DFES Department of Fire & Emergency Services

My Emergency Kit

If there is an emergency and you have to leave home fast, your emergency kit should have important things you need until it's okay to come back.

Think about what is special to you and what you will pack.

Draw these items inside your emergency kit bag.

Here are some clues about what you might pack. Use this as a guide and add some other things you would take.

Clues

- ☐ Spare clothes and shoes
- ☐ Hat
- ☐ Drink bottle and snacks
- ☐ Electronic device and charger
- ☐ Favourite toy
- ☐ Torch
- ☐ Books to read
- ☐ .....
- ☐ .....
- ☐ .....
- ☐ .....
- ☐ .....

Be safe in an emergency

In case you have to go, what will you take?

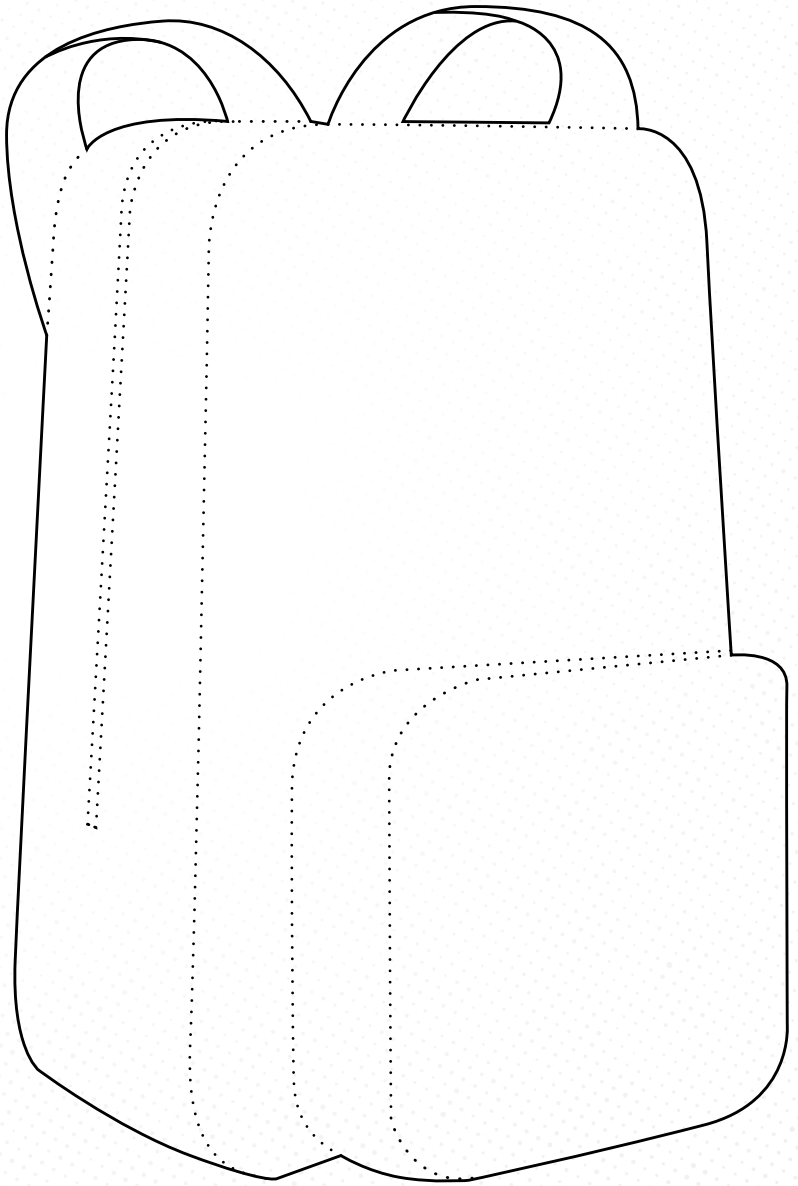

GOVERNMENT OF WESTERN AUSTRALIA

DFES Department of Fire & Emergency Services

GOVERNMENT OF
WESTERN AUSTRALIA

DFES
Department of Fire &
Emergency Services

