


TRACXN GEO ANNUAL REPORT

UAE TECH - 2025



Contents

Snapshot

Investments

Investors

Exits

New Unicorns

Citywise Trends

News

Appendix

Contents

Snapshot

▶ Snapshot

Investments

Investors

Exits

New Unicorns

Citywise Trends

News

Appendix

Tracxn Insights (1/4)

- A total of \$2.1B was raised in 2025, a drop of 19% compared to \$2.6B raised in 2024, and a rise of 110% compared to \$1B raised in 2023.
 - Seed Stage saw a total funding of \$109M in 2025, a drop of 64% compared to \$303M raised in 2024, and a drop of 65% compared to \$315M raised in 2023.
 - Early Stage saw a total funding of \$637M in 2025, a rise of 12% compared to \$571M raised in 2024, and a rise of 67% compared to \$387M raised in 2023.
 - Late Stage saw a total funding of \$1.3B in 2025, a drop of 24% compared to \$1.7B raised in 2024, and a rise of 278% compared to \$344M raised in 2023.
- 2025 has witnessed 4 \$100M+ funding rounds same as 2024, and 1 such round in 2023.
- Companies like Vista Global, Property Finder, XPANCEO have managed to raise funds above \$100M in this period.

Tracxn Insights (2/4)

- Vista Global has raised a total of \$600M through a PE round.
- Property Finder has raised a total of \$525M through a PE round.
- XPANCEO has raised a total of \$250M through a Series A round.
- A major part of these \$100M+ funding rounds are from Enterprise Applications, Real Estate and Construction Tech & Retail.
- Enterprise Applications, Real Estate and Construction Tech & Retail were the top-performing sectors in 2025 in this space.
 - Enterprise Applications sector saw a total funding of \$1.4B in 2025 which is a decrease of 30% when compared to \$1.9B raised in 2024 and an increase of 632% when compared to \$187M raised in 2023.


Tracxn Insights (3/4)

- The Real Estate and Construction Tech sector attracted \$612M in funding in 2025, a strong rise from \$59M in 2024 and a dramatic increase from just \$6.5M in 2023.
- Retail sector saw a total funding of \$196M in 2025 which is an increase of 3% when compared to \$190M raised in 2024 and a decrease of 47% when compared to \$369M raised in 2023.
- UAE Tech recorded 2 IPOs in 2025, a rise of 100% from 1 in 2024, and down 33% from 3 in 2023.
 - Optasia and Micropolis are the companies that went public in 2025.
- Tech companies in UAE saw 16 acquisitions in 2025, which is a drop of 16% as compared to 19 acquisitions in 2024 and a drop of 11% compared to 18 acquisitions in 2023.
 - Peko was acquired by IHC and TimeMoto was acquired by Workwell Technologies, these were some of the notable in 2025.
- There were 2 unicorns created in 2025, compared with none in 2024 and the same number as in 2023.

Tracxn Insights (4/4)

- Dubai based tech firms accounted for 98% of all funding seen by tech companies across UAE. Abu Dhabi came next, with nearly 2% of the total funding.
- Plus VC, Orbit Ventures and Endeavor were the top seed stage investors in UAE Tech ecosystem for 2025.
- e&, Peak XV Partners and MoreThan Capital Advisors were the top early stage investors in UAE Tech ecosystem for 2025.


UAE Tech Snapshot - 2025


 **\$2.1B** (vs \$2.6B, ▼19%)
\$ Funding

 **100** (vs 163, ▼38%)
Funding rounds

 **31** (vs 48, ▼35%)
Series A+ rounds

 **54** (vs 97, ▼44%)
First Time Funded Companies

 **3** (vs 13, ▼76%)
New additions to Soonicorn Club

 **2** (vs -, ▲100%)
New Unicorns

 **16** (vs 19, ▼16%)
Acquisitions

 **2** (vs 1, ▲100%)
IPOs

UAE Tech All time Stats

Summary

All Companies	13,053
Funded Companies	1,433
Total Funding	\$13.5B
Funding in last 24 months	\$4.7B
Cumulative Valuation of all Unicorns	\$14.1B

Exits






Acquisitions	130
IPOs	40

Companies Covered

Unicorns	9
Soonicorns	14
Minicorns	94
Editor's Pick	442
Series A+	172
Series C+	26
Acqui-Hires	27
Deadpooled	2,772

Top Cities
Dubai (\$10.6B)
Abu Dhabi (\$3.3B)

Top Funding Rounds

Company	Round Details
 Vista Global (2004, Dubai)	\$600M - PE
 Property Finder (2005, Dubai)	\$525M - PE
 XPANCEO (2021, Dubai)	\$250M - Series A
 Tabby (2019, Dubai)	\$160M - Series E
 Huspy (2020, Dubai)	\$59.0M - Series B

Top Feeds

Feed	\$Funding
Aircraft Financing & Leasing	\$600M
Real Estate IT	\$530M
Wearable Technology	\$250M
Augmented Reality	\$250M
Alternative Lending	\$245M









Top Cities

City	\$Funding
Dubai	\$2.0B
Abu Dhabi	\$43.8M
As Satwah	\$1.2M
Sharjah	\$1.0M
Fujairah	\$504K








*Data from 01-Jan-2025 to 31-Dec-2025 is considered in report

Note: Numbers in bracket indicate the values of 2024

UAE Tech vs. Major Geos Performance - 2025

Metric	UAE	Global	US	India	SEA	UK
 \$ Funding	\$2.1B	\$359B	\$259B	\$11.3B	\$5.1B	\$15.3B
 % of global funding (# Country Rank)	1%	100%	72%(#1)	3%(#3)	1%	4%(#2)
 # Funding rounds	100	13,637	6,095	1,703	262	1,019
 First Time Funded Companies	54	5,207	2,156	474	116	411
 Series A+ rounds	31	6,832	3,529	575	118	451
 New Unicorns	2	115	79	5	2	5
 Acquisitions	16	3,778	1,700	143	58	451
 IPOs	2	279	67	46	15	5

Top Countries by 2025 Funding

	United States	\$259B
	United Kingdom	\$15.3B
	India	\$11.3B
	China	\$8.5B
	Germany	\$7.2B
	France	\$6.4B
	Canada	\$6.2B
	Singapore	\$4.6B
	Israel	\$4.4B
	Switzerland	\$3.8B

Contents

Snapshot

Investments

Investors

Exits

New Unicorns

Citywise Trends

News

Appendix

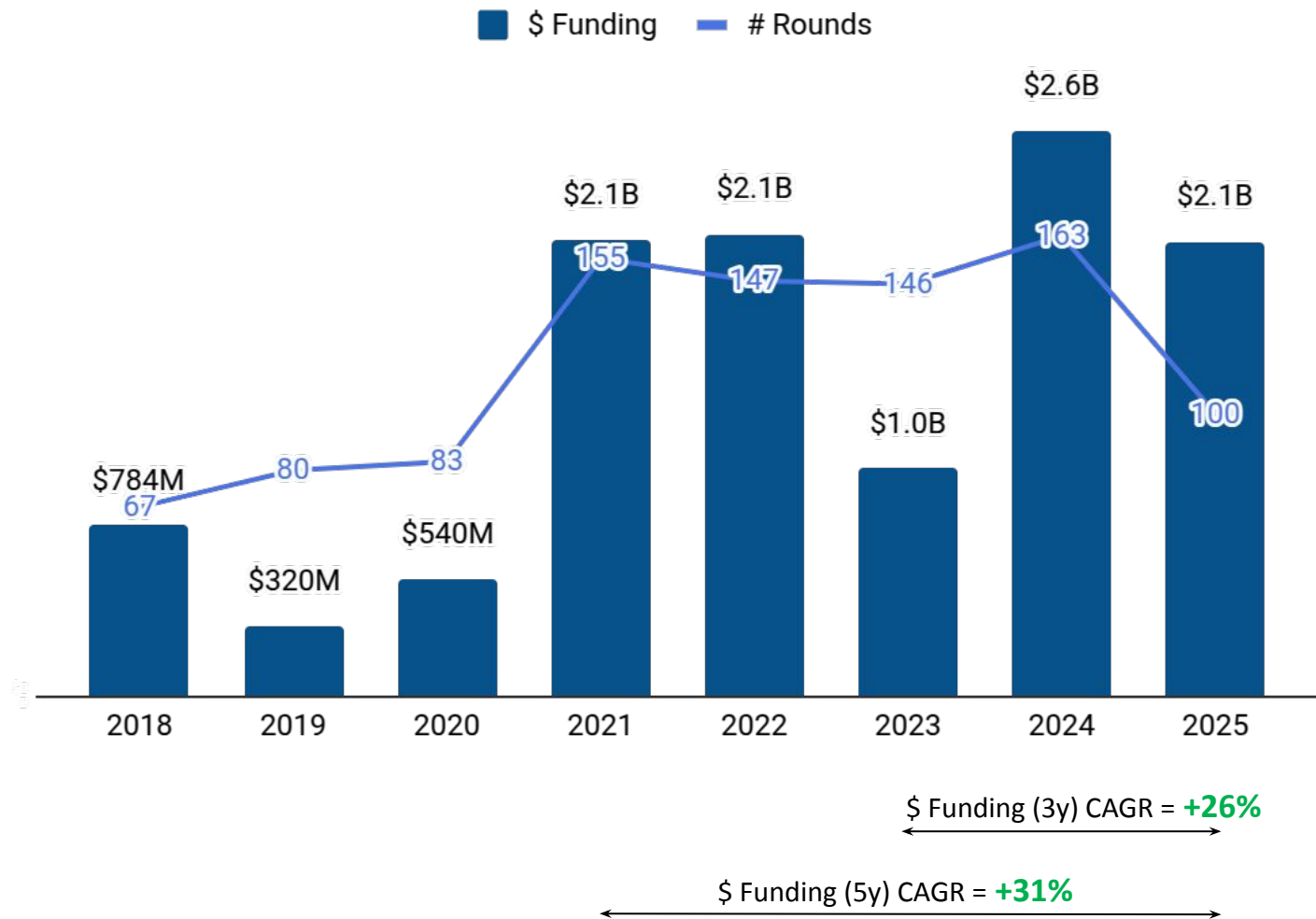
▶ Y-o-Y Funding Trends

Y-o-Y Stage-wise Funding Trends

Top Funding Rounds in 2025

Top Funded Business Models in 2025

Y-o-Y Funding Trends



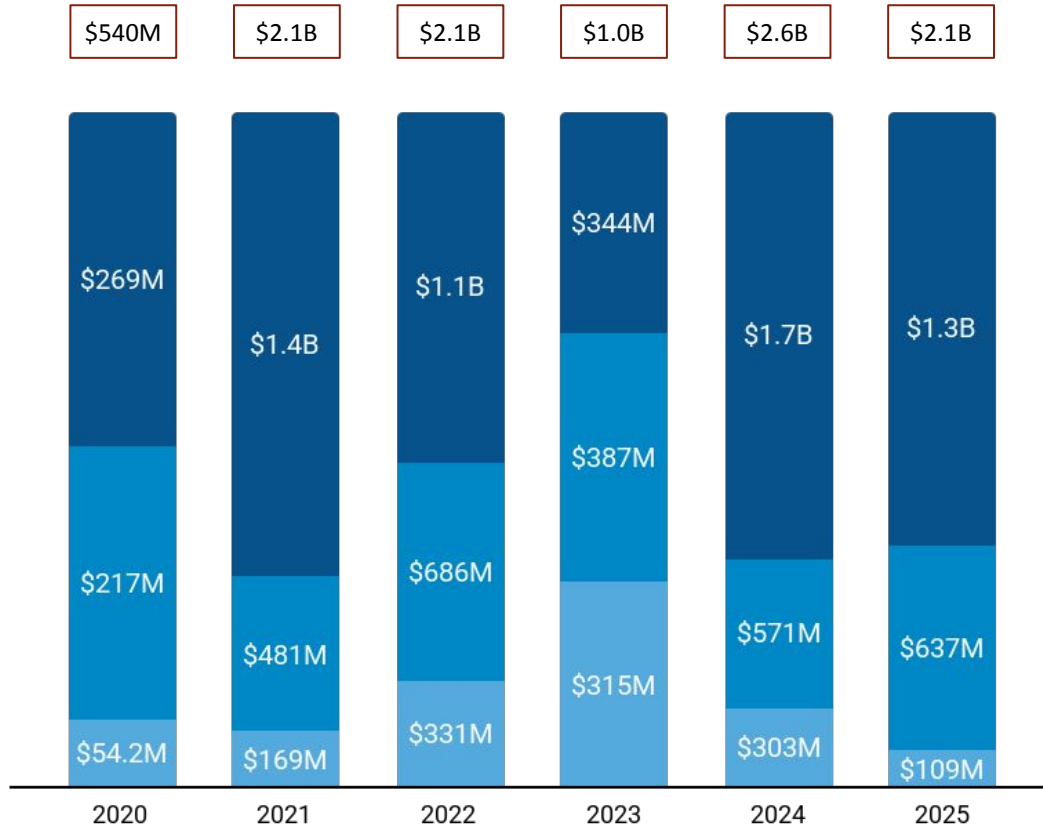
Top Funding Rounds in last 8 years

Company	Funding Round
G42 (2018, Abu Dhabi)	\$1.5B - Series D
G42 (2018, Abu Dhabi)	\$800M - PE
Vista Global (2004, Dubai)	\$600M - PE
Property Finder (2005, Dubai)	\$525M - PE
Kitopi (2018, Dubai)	\$415M - Series C
Kitopi (2018, Dubai)	\$300M - Series C
Advanta (1989, Dubai)	\$300M - PE
XPANCEO (2021, Dubai)	\$250M - Series A
Careem (2012, Dubai)	\$200M - Series F
Tabby (2019, Dubai)	\$200M - Series D

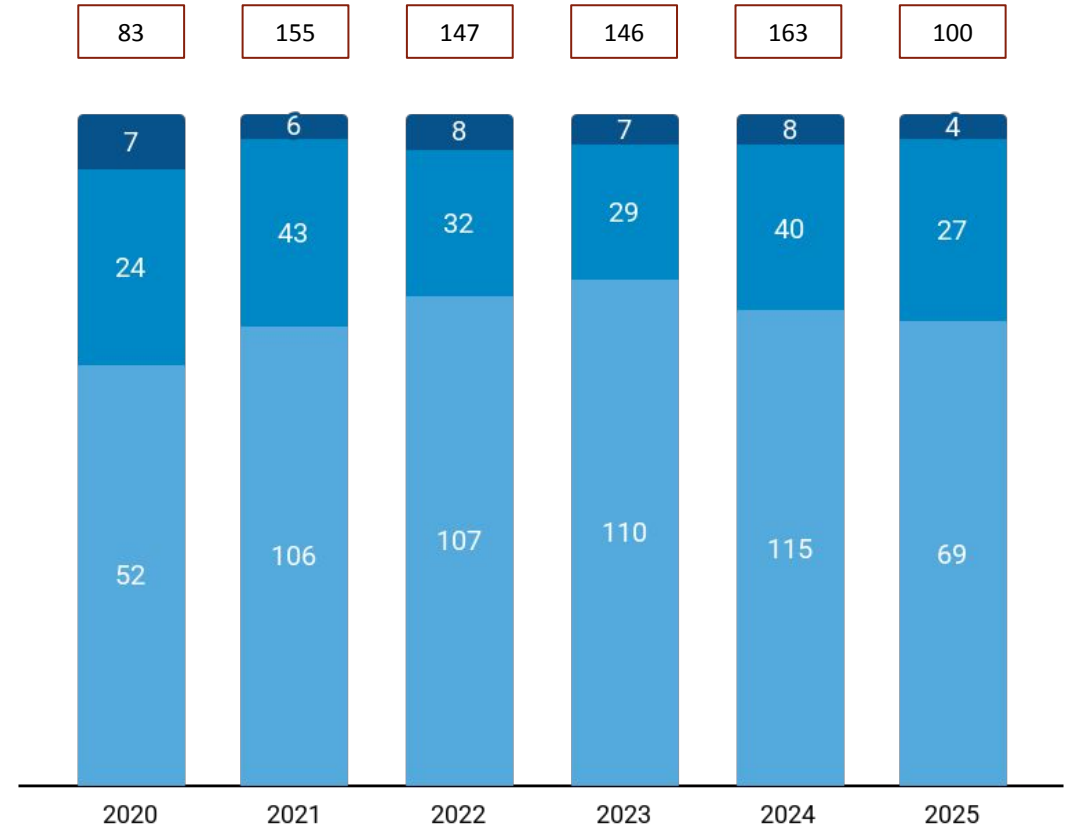
Note: Funding includes only Equity Funding. It excludes Debt, Grant, Post-IPO and ICO funding.

Y-o-Y Stage-wise Funding Trends

Stage-wise \$ Invested



Stage-wise Number of Rounds















Seed Early Stage Late Stage Total Funding

Seed Early Stage Late Stage Total Rounds













Note: Seed includes Seed, Angel rounds. Early Stage includes Series A,B rounds. Late Stage includes Series C+, PE, Pre-IPO rounds.

Top Funding Rounds in 2025 (1/2)

Company	\$ Amount	Round	Date	Investors
 Vista Global (2004, Dubai, \$800M)	\$600M	PE	Mar 2025	Rhone Group, RRJ Capital, Andalusian
 Property Finder (2005, Dubai, \$665M)	\$525M	PE	Sep 2025	Blackstone, Permira, General Atlantic
 XPANCEO (2021, Dubai, \$290M)	\$250M	Series A	Jul 2025	Opportunity Venture
 Tabby (2019, Dubai, \$604M)	\$160M	Series E	Feb 2025	Wellington, Blue Pool Capital, STV, +1 more
 Huspy (2020, Dubai, \$96M)	\$59M	Series B	Jul 2025	Balderton Capital, Turmeric Capital, Peak XV Partners, +5 more
 Osn (2009, Dubai, \$57M)	\$57M	Series C	Apr 2025	Warner Bros. Discovery
 Alaan (2021, Dubai, \$55M)	\$48M	Series A	Aug 2025	468 Capital, Peak XV Partners, Presight Capital, +2 more
 NymCard (2016, Dubai, \$63M)	\$33M	Series B	Mar 2025	Endeavor, FJ Labs, QED Investors, +7 more
 Qlub (2021, Dubai, \$72M)	\$30M	Series B	Jul 2025	Mubadala, Endeavor, Legend Capital, +3 more
 TOP (2022, Dubai, \$70M)	\$29M	Series A	Jul 2025	Pantera Capital, Ribbit
 Merit Incentives (2016, Dubai, \$45M)	\$28M	Series B	Feb 2025	Stride Ventures, Salica Investments, Tech Invest Com, +1 more
 Holo (2019, Dubai, \$22M)	\$22M	Series A	Aug 2025	Mubadala, Salica Investments, Impact46, +4 more











Note: Binance has been excluded from this report, as the company relocated its headquarters to the UAE in December 2025.

Top Funding Rounds in 2025 (2/2)

Company	\$ Amount	Round	Date	Investors
 Qashio (2021, Dubai, \$32M)	\$20M	Series A	May 2025	Rocketship, One Way Ventures, MoreThan Capital Advisors, +1 more
 Revibe Technology (2022, Dubai, \$26M)	\$17M	Series B	Nov 2025	Partech Partners, e&, Burda Principal Investments, +1 more
 Fuze (2022, Abu Dhabi, \$26M)	\$12M	Series A	May 2025	e&, Galaxy
 Cercli (2022, Dubai, \$17M)	\$12M	Series A	Oct 2025	COTU Ventures, Knollwood Investment Advisory, Y Comb.., +3 more
 Valeo (2019, Dubai, \$20M)	\$12M	Series B	Mar 2025	FJ Labs, Mindshift Capital, Nuwa Capital, +4 more
 Toyow (2023, Dubai, \$10M)	\$10M	Series A	Jul 2025	-
 Klaim AI (2020, \$18M)	\$10M	Series A	Mar 2025	Mad'a Investment, CDG Invest
 Resolv (2023, Dubai, \$10M)	\$10M	Seed	Apr 2025	gCC, Arrington Capital, CyberFund, +9 more
 Qeen (2023, Dubai, \$12M)	\$10M	Seed	Feb 2025	Prosus, Wamda Capital, 10x Founders, +1 more
 The Game (2022, Dubai, \$15M)	\$10M	Series A	Feb 2025	Singularity Dao, BullPerks, Telcoin, +2 more
 CodiPlay (2021, Abu Dhabi, \$11M)	\$9M	Series A	Jan 2025	-
 Zinit (2023, Dubai, \$8M)	\$8M	Seed	Nov 2025	Altair Capital, DVC

Full list of 100 Key Funding Rounds is available on [Tracxn Platform](#)

Top Funded Business Models in 2025

Rank	Business Model	\$ Funding	# Rounds	Top Funding Round
1 ..	Real Estate IT	\$525M	1	 Property Finder \$525M - PE
2 ..	Smart Glass	\$250M	1	 XPANCEO \$250M - Series A
3 ▲7	Online Lenders	\$241M	4	 Tabby \$160M - Series E
4 ..	E-commerce Marketplaces	\$160M	1	 Tabby \$160M - Series E
5 ▲15	Accounting Software	\$80.3M	5	 Alaan \$48.0M - Series A
6 ..	Streaming Content Providers	\$60.0M	2	 Osn \$57.0M - Series C
7 ..	White Label Payment Solutions	\$33.0M	1	 NymCard \$33.0M - Series B
8 ▲10	Food Technology Enablers	\$30.5M	2	 Qlub \$30.0M - Series B
9 ..	Dapp Development Platforms	\$28.5M	1	 TOP \$28.5M - Series A
10 ..	Coalition Loyalty	\$28.0M	1	 Merit Incent.. \$28.0M - Series B

* Rank is based on \$Invested in last 1 year in the Business Model. ▲ - Indicates change in Rank from previous year.

Contents

Snapshot

Investments

Investors

Exits

New Unicorns

Citywise Trends

News

Appendix



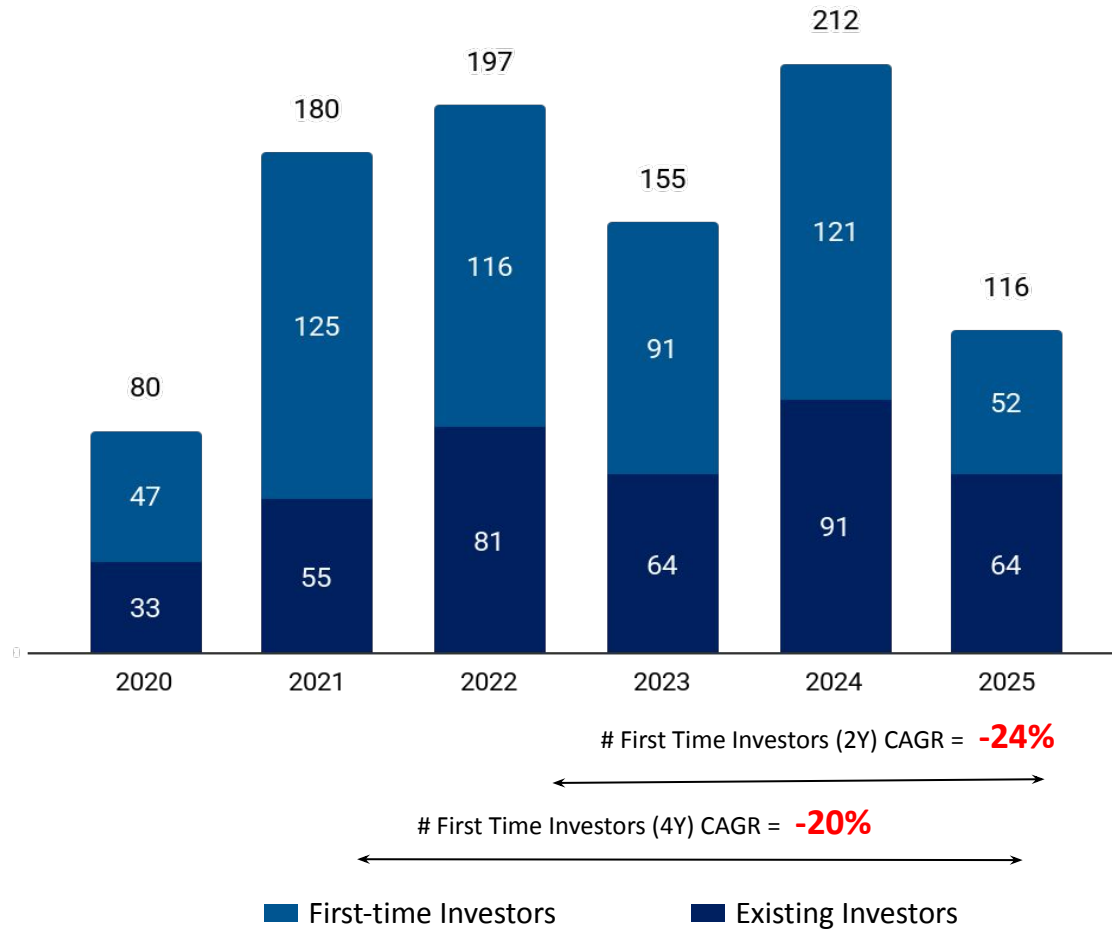
Y-o-Y Investors

Y-o-Y International Investors

Most Active Investors

Y-o-Y Investors

Y-o-Y # of unique Institutional Investors in UAE Tech



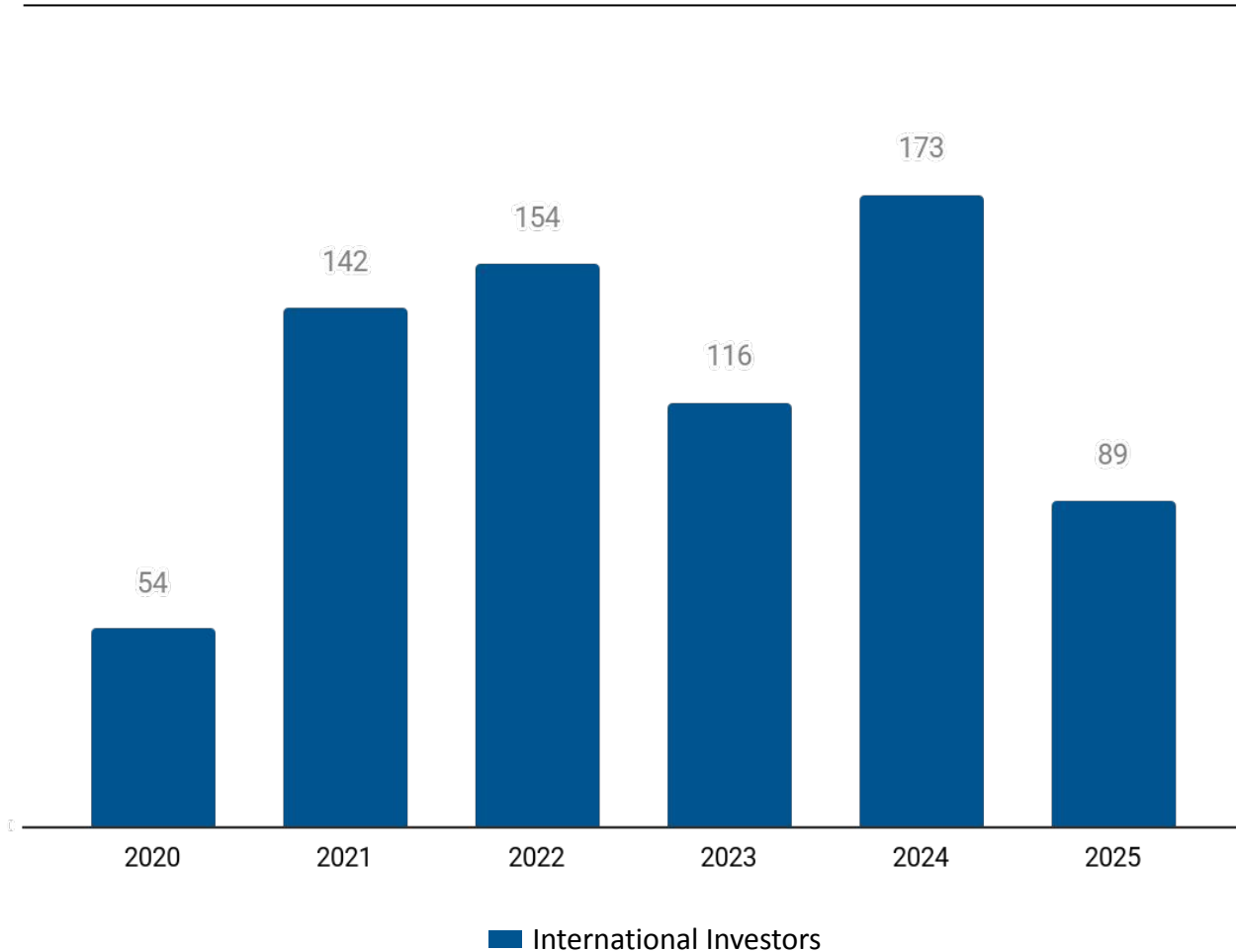
Top Institutional Investors in 2025

Stage	Investor name	# Investments in 2025
Seed Stage	Plus VC	6 (▲50%)
	Orbit Ventures	5 (▲400%)
	Endeavor	3 (--)
Early Stage	e&	3 (--)
	Peak XV Partners	2 (--)
	MoreThan Capital Advisors	2 (--)







Note: First-time investors and Existing Investors are calculated from the available Equity Funding Rounds on Tracxn Platform. 1.The numbers in bracket correspond to the change from 2024.

Y-o-Y International Investors

Y-o-Y # of unique International Institutional Investors in UAE Tech













Top International Institutional Investors in 2025

Stage	Investor name	# Investments in 2025
Seed Stage	 Plus VC	6 (▲50%)
	 Orbit Ventures	5 (▲400%)
	 Endeavor	3 (--)
Early Stage	 Peak XV Partners	2 (--)
	 MoreThan Capital Advisors	2 (--)
	 Balderton Capital	1 (--)











Note: International Investors are the investors who are based outside of the Geo mentioned in the report. 1.The numbers in bracket correspond to the change from 2024.

Most Active Investors: Accelerators & Incubators

#	Investor Name	Country	# Overall investments	# Investments in Geo* - 2025	Notable Investments in Geo*
1	 Endeavor	United States	367	3	Property Finder (\$665M), Tabby (\$604M), Qlub (\$72.0M)
2	 Hub71	United Arab Emirates	126	2	NymCard (\$63.1M), Kingpin (\$3.5M), eVoost (\$1.6M)
3	 Y Combinator	United States	5,503	2	Alaan (\$55.0M), Cercli (\$16.5M)
4	 Sanabil Investments	Saudi Arabia	11	2	Orbii (\$3.6M), Yasmina (\$2.0M)
5	 Plug and Play Tech Center	United States	2,325	1	Huspy (\$96.0M), Qashio (\$32.3M), Prop-AI (\$1.5M)
6	 Enterprise 100	United Kingdom	19	1	Finalrentals
7	 Eight Mercatus	Singapore	42	1	omnisPAY (\$1.5M)
8	 Evolution-VC	United States	7	1	Pluto (\$10.1M)
9	 25madison	United States	40	1	Ovasave (\$1.2M)
10	 Turbostart	India	68	1	Climaty AI (\$2.0M)











Note: *Geo = UAE Tech. The number in bracket refers to the total funding raised by the company.

Most Active Investors: VC - Seed

#	Investor Name	Country	# Overall investments	# Investments in Geo* - 2025	Notable Investments in Geo*
1	 Plus VC	Nigeria	40	6	MYNE (\$2.0M), Prop-AI (\$1.5M), Ovasave (\$1.2M)
2	 Orbit Ventures	Singapore	280	5	Qarrib (\$100K), Quickart (\$100K), FABC
3	 Salica Investments	United Kingdom	144	3	Merit Incentives (\$45.0M), Holo (\$22.0M), Coraly (\$2.0M)
4	 Oraseya Capital	United Arab Emirates	33	3	NymCard (\$63.1M), Valeo (\$20.0M), Silkhaus (\$7.8M)
5	 Nuwa Capital	United Arab Emirates	25	2	Qashio (\$32.3M), Valeo (\$20.0M), ClearGrid (\$10.0M)
6	 gumi Cryptos	United States	84	2	Resolv (\$10.0M), Blum (\$5.0M)
7	 No Limit Holdings	Malta	51	2	Resolv (\$10.0M), Blum (\$5.0M)
8	 VentureSouq	United Arab Emirates	231	1	Tabby (\$604M), Huspy (\$96.0M), NymCard (\$63.1M)
9	 Arzan Venture Capital	United Arab Emirates	52	1	Merit Incentives (\$45.0M), Klaim AI (\$17.6M), Yasmina (\$2.0M)
10	 COTU Ventures	Saint Vincent And The Grenadines	37	1	Huspy (\$96.0M), Cercli (\$16.5M), Kingpin (\$3.5M)











Note: *Geo = UAE Tech. The number in bracket refers to the total funding raised by the company.

Most Active Investors: VC - Early Stage

#	Investor Name	Country	# Overall investments	# Investments in Geo* - 2025	Notable Investments in Geo*
1	 e&	United Arab Emirates	17	3	Qlub (\$72.0M), Revibe Technology (\$26.3M), Fuze (\$26.2M)
2	 Peak XV Partners	India	421	2	Tabby (\$604M), Huspy (\$96.0M), Alaan (\$55.0M)
3	 MoreThan Capital Advisors	Luxembourg	5	2	Qashio (\$32.3M), Holo (\$22.0M)
4	 Balderton Capital	United Kingdom	266	1	Huspy (\$96.0M)
5	 Partech Partners	France	407	1	Revibe Technology (\$26.3M)
6	 Rocketship	United States	85	1	Qashio (\$32.3M)
7	 Legend Capital	China	471	1	Qlub (\$72.0M)
8	 Yali Capital	India	24	1	4baseCare (\$12.5M)
9	 QED Investors	United States	237	1	NymCard (\$63.1M)
10	 Sequoia Capital	United States	1638	1	Multipli (\$21.5M)

Note: *Geo = UAE Tech. The number in bracket refers to the total funding raised by the company.

Most Active Investors: PE

#	Investor Name	Country	# Overall investments	# Investments in Geo* - 2025	Notable Investments in Geo*
1	 Annex Investments	United Arab Emirates	19	2	Holo (\$22.0M), MYNE (\$2.0M), Ovasave (\$1.2M)
2	 Knollwood Investment Advisory	United States	32	2	NymCard (\$63.1M), Cercli (\$16.5M)
3	 Sanabil	Saudi Arabia	49	1	Qashio (\$32.3M), Propway
4	 Rhone Group	United States	13	1	Vista Global (\$800M)
5	 RRJ Capital	Singapore	7	1	Vista Global (\$800M)
6	 Blackstone	United States	319	1	Property Finder (\$665M)
7	 Permira	United Kingdom	78	1	Property Finder (\$665M)
8	 General Atlantic	United States	432	1	Property Finder (\$665M)
9	 RZM Investment	Saudi Arabia	40	1	Cercli (\$16.5M)
10	 Mad'a Investment	Saudi Arabia	20	1	Klaim AI (\$17.6M)

Note: *Geo = UAE Tech. The number in bracket refers to the total funding raised by the company.

Contents

Snapshot

Investments

Investors

Exits

New Unicorns

Citywise Trends

News

Appendix



Exit Snapshot

List of IPOs

List of Acquisitions

Most Active Acquirers

Exit Snapshot - 2025

IPOs - 2025 (vs 2024)

 **2** (vs 1)
IPOs

 **3.1** (vs -)
Avg. yrs from first funding to IPO

 **\$4.0M** (vs -)
Avg. Funding raised before IPO

 **\$738M** (vs \$25.7M)
Avg. IPO Mcap

Acquisitions - 2025 (vs 2024)







 **16** (vs 19)
Acquisitions

 **25.1** (vs 19.1)
Avg. yrs from first funding to Acq.

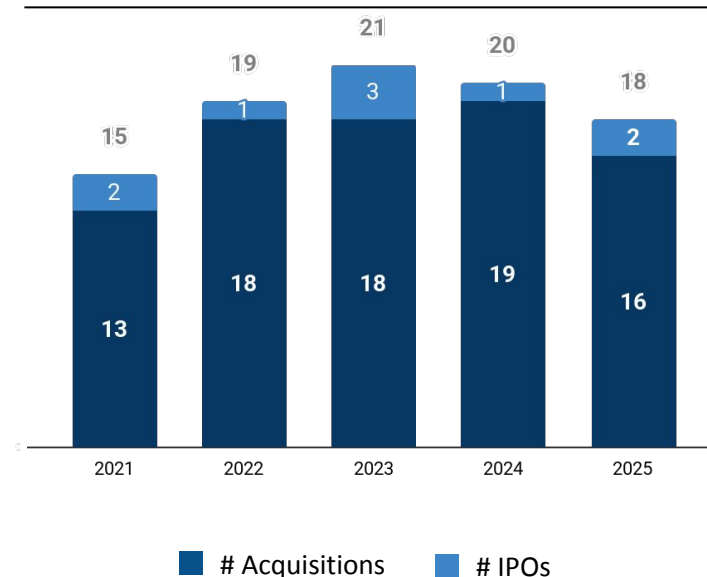
 **\$21.2M** (vs \$116M)
Avg. Funding raised before Acq.

 **-** (vs \$149M)
Avg. Acq. Price






Top Investors by # Exits - 2025

Investor	# Exits	Notable Exit
 HUB71	2	Smart Crowd
 Convergence Partners	1	Optasia
 Mindrock Capital	1	Micropolis
 Development Partners Inter..	1	Optasia
 Antler	1	Alea Health
 500 Global	1	Smart Crowd



Y-o-Y Exit Trends













Top Exits - 2025

Type	Company	Acq. Price/IPO Mcap
Acq.	 Peko (2022, Dubai)	-
	 TimeMoto (2014, Dubai)	-
	 Alea Health (2024, Dubai)	-
IPO	 Optasia (2012, Dubai)	\$1.3B
	 Micropolis (2014, Dubai, \$4.0M)	\$136M

List of IPOs - 2025

Company	Investors	IPO Date	IPO Mcap
 Optasia (2012, Dubai)	Convergence Partners, +1 more	Nov 2025	\$1.3B
 Micropolis (2014, Dubai, \$4M)	Mindrock Capital	Mar 2025	\$136M

List of Acquisitions - 2025

Company	Acquirer(s)	Acq. Date
 Peko (2022, Dubai)	IHC	Dec 2025
 TimeMoto (2014, Dubai)	Workwell Technologies	Dec 2025
 Alea Health (2024, Dubai)	Rocket Doctor	Nov 2025
 Optima (2023, Dubai, \$1.1M)	DataCamp	Nov 2025
 eeSea (2015, Dubai)	Xeneta	Aug 2025
 Funder.ai (2020, Abu Dhabi)	IHC	Jul 2025
 Smart Crowd (2017, Dubai, \$3.6M)	Nawy	Jul 2025
 Everdome (2021, Dubai, \$60.0M)	Hokoworld	Jun 2025
 Gulf Craft (1982, Umm Al Quwain)	Saronic	Apr 2025
 Property Monitor (2018, Dubai)	Dubizzle Group	Apr 2025

View all 16 companies on [Tracxn Platform](#)

Most Active Acquirers - 2025

#	Acquirer	Country	# Acq.	Companies Acquired
1	 IHC	United Arab Emirates	2	Funder.ai, Peko
2	 Workwell Technologies	United States	1	TimeMoto
3	 Rocket Doctor	Canada	1	Alea Health
4	 DataCamp	United States	1	Optima
5	 Xeneta	Norway	1	eeSea
6	 Nawy	Egypt	1	Smart Crowd
7	 Hokoworld	-	1	Everdome
8	 Saronic	United States	1	Gulf Craft
9	 Dubizzle Group	United Arab Emirates	1	Property Monitor
10	 Basatne	United States	1	Cartlow

Contents

Snapshot

Investments

Investors

Exits

New Unicorns

Citywise Trends

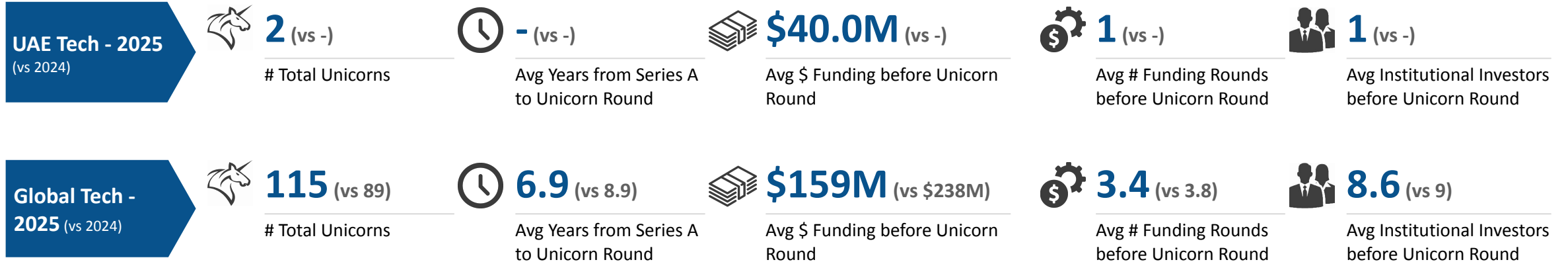
News

Appendix


▶ Unicorn Trends

List of New Unicorns

Unicorn Trends in 2025



Top Seed Stage Investors



 Opportunity Venture

Top Cities

Dubai (2)

Note: Investors refers to Institutional Investors only. Top Investors are calculated based on investments before the Unicorn Round.

List of New Unicorns

Company	Short Description	Unicorn Event Date	Time from Series A (yrs) ¹	\$Funding before Unicorn Round ²	# Rounds ²	# Investors ²
 XPANCEO (2021, Dubai, \$290M)	Developer of invisible and weightless smart contact lens for ultimate AI-powered XR interface	Jul 2025	-	\$40M	1	1
 TOP (2022, Dubai, \$70M)	Developer of Web3 infrastructure and applications on the TON Blockchain	Jul 2025	-	-	0	0

Full List of 2 unicorn is available on [Tracxn Platform](#)

1 - Time taken from First funding to the Unicorn Event Date. 2 - Before Unicorn Round

Contents

Snapshot

Investments

Investors

Exits

New Unicorns

Citywise Trends

News

Appendix

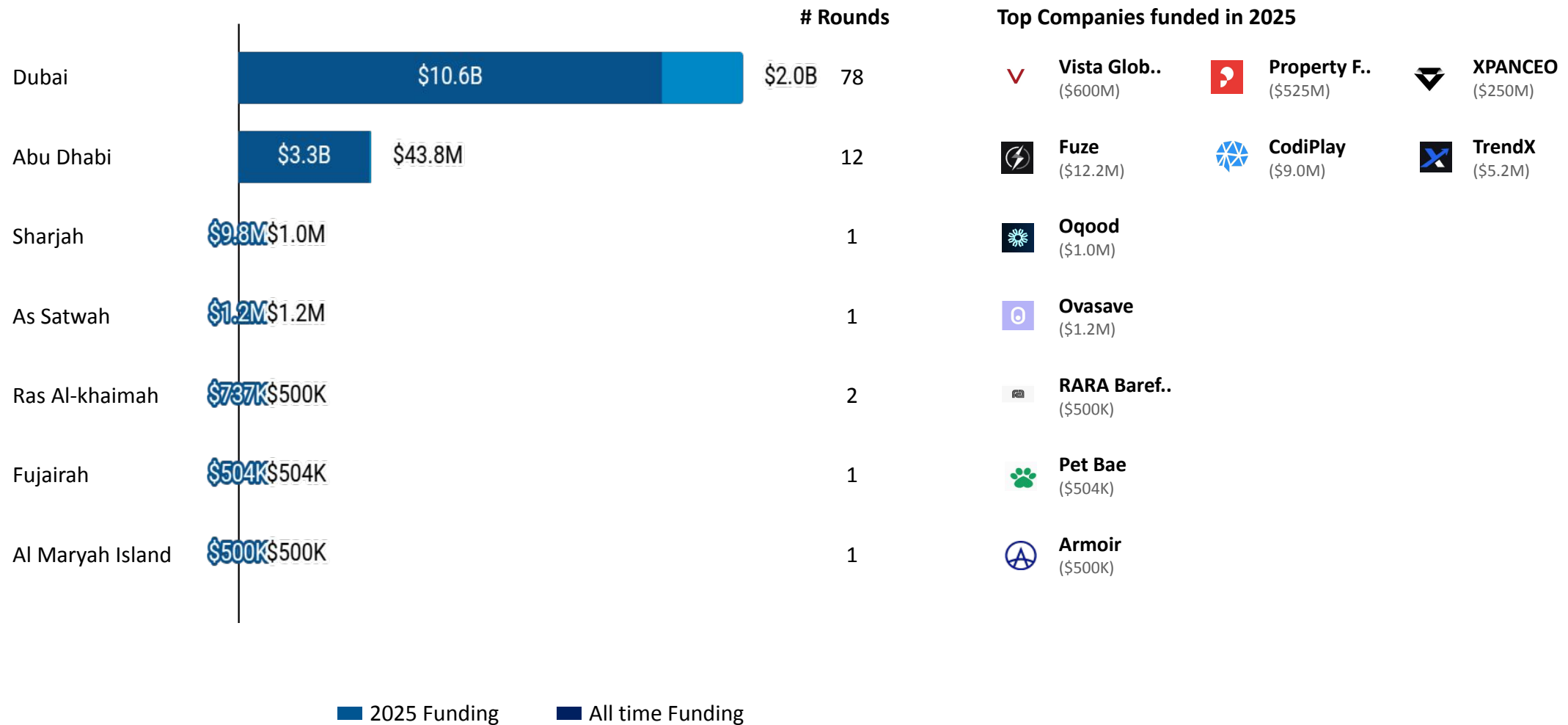
▶ Cities by Total Funding

Cities by Funding raised in last 2 years

Cities by Companies Founded in last 2 years

Citywise Trends - Total Funding












Distribution by Cities - Total Funding (\$)



■ 2025 Funding ■ All time Funding













Citywise Trends - Funding raised in last 2 years

Funding raised in 2 Yrs (Market Share %)

Rank	City	2025		2024		Top Funded Companies in 2025
		#	%	#	%	
1	Dubai	\$2.0B	98 %	\$918M	36 %	 Vista Glob.. (\$600M)  Property F.. (\$525M)  XPANCEO (\$250M)
2	Abu Dhabi	\$44M	2 %	\$1.7B	64 %	 Fuze (\$12.2M)  CodiPlay (\$9.0M)  TrendX (\$5.2M)
3	As Satwah	\$1M	0 %	-	-	 Ovasave (\$1.2M)
4	Sharjah	\$1M	0 %	-	-	 Oqood (\$1.0M)
5	Fujairah	\$504K	0 %	-	-	 Pet Bae (\$504K)
6	Ras Al-khaimah	\$500K	0 %	-	-	 RARA Baref.. (\$500K)
7	Al Maryah Island	\$500K	0 %	-	-	 Armoir (\$500K)

Citywise Trends - Companies Founded in last 2 years

Companies Founded in 2 Yrs (Market Share %)

Rank	City	2025	2024	Companies Founded in 2025			
1	Dubai	79 %	77 %	 testloop (\$650K)	 Hushday (\$550K)	 Image Farm -	 FOM Global -
2	Abu Dhabi	7 %	8 %	 Skrooge (\$1.9M)	 Shipable -	 Wellround -	 Flowmatix -
3	Sharjah	2 %	3 %	 Pulse 95 Rad... -	 Clearo -	--	--
4	Ras Al-khaimah	2 %	1 %	 RARA Barefoo... (\$500K)	 Agentic Agen... -	--	--

Contents

Snapshot

Investments

Investors

Exits

New Unicorns

Citywise Trends

News

Appendix

▶ Recent Key News

Recent Key News (1/3)

Transactions

- Block Security Arena Secures \$30M Valuation to Pioneer the “Closed-Loop” AI Security Ecosystem [The Block](#)
- IHC strengthens digital services portfolio with majority acquisition of Peko Holdings [Zawya](#)
- Dentira Announces Strategic Growth Investment from Vista Equity Partners [Business Wire](#)
- Relik Secures Seed Funding with KBW Ventures' Backing to Expand AI Authentication Platform [Incubees](#)
- Zinit receives US\$8 million investment and expands operations in Brazil. [Fusoes & Aquisicoes](#)
- Speed Secures \$8 Million to Expand Bitcoin, Stablecoin Payment Solutions [PYMNTS.com](#)
- noon secures US\$500M funding for potential IPO from investors, including Saudi's PIF [Fintech News](#)
- IHC raises Invictus stake to 40% as it pushes deeper into global trade [The National](#)
- Revibe Secures \$17 Million in Series A to Expand Refurbished Electronics Marketplace Across Af.. [Tech In Africa](#)
- OptiView Secures Strategic Funding with a \$20M Valuation in On-Chain Asset Management [The Block](#)

Company Updates

- Regeny Opens Ultra-Fast EV Charging Hub Near Dubai Airport [Techgist Africa](#)
- NextWhat wins ONEVASCO contract to power smart OOH advertising in UAE [TahawulTech.com](#)
- Careem Reflects on 2025: Expansion, New Services, and Regional Impact [TahawulTech.com](#)
- BNB Chain overtakes Solana as the most active blockchain in 2025 [The Crypto Times](#)
- E& UAE rolls out region-first 4-carrier aggregation on live 5.5G network [TahawulTech.com](#)
- XRP Healthcare® Secures Global Trademark Protection for Healthcare and XRP Payments [PR Newswire](#)
- Tech Gem Wallet Adds Cross-Chain USDT Support with Integrated Swaps, Bridges, and Sca.. [bitcoinethereumnews.com](#)
- LEAP 71 Successfully Tests Two Fully 3D Printed Methane Rocket [3DPrint.com](#)
- Further enters into a Memorandum of Understanding with Canton Network [Asset Servicing Times](#)
- G42 unveils Nanda 87B upgrade to power Hindi-English LLMs [YourStory](#)

Recent Key News (2/3)

Legal

- Telegram and WhatsApp Access Restricted in 34 Russian Regions – Monitor [The Moscow Times](#)
- Malaysia Sues Telegram over Harmful Content [Vietnam Investment Review](#)
- Moscow Court Fines Telegram ₺2.8 Million for Two Administrative Cases [RBC](#)
- Telegram Shuts Down \$35B Black Markets for Stolen Data and Crypto Laundering [Ars Technica](#)
- In Moscow, the court fined Telegram for ₺4 million [RBC](#)
- Russian Court Fines Telegram for Anti-Government Content [The Hindu](#)
- Crypto Firm Sentenced for AI Token Wash Trading After DOJ Undercover Sting [Bitcoin](#)
- Telegram under threat: Russian entity offers millions for security flaws [tugatech.com.pt](#)
- Telegram CEO Allowed to Leave France After Investigation [tugatech.com.pt](#)
- Moscow court fines Telegram and Pinterest 3.5 million rubles each [RBC](#)

Partnerships

- Vanar and Worldpay Present Agentic Payments at Abu Dhabi Finance Week [Benzinga](#)
- Fasset Teams up With ADI Foundation to Enable Dirham-backed Stablecoin Infrastructure [Bitcoin](#)
- myAster partners with Checkout.com for global payments [TahawulTech.com](#)
- BNB Chain Enables AWS Payments Through Better Payment Network [The Crypto Times](#)
- Shahid, Disney+, OSN+ launch streaming bundle in GCC region [Advanced Television](#)
- BlackRock, Mastercard, Franklin Templeton Collaborate with ADI Foundation for Blockchain Adoption [GlobeNewswire](#)
- InvoiceMate & ZIGChain to Tokenize Credit on ZIGChain, Opening Access to Over One Million Users [GlobeNewswire](#)
- Tamasha Forms Strategic Partnership with Nukta: Recognized as a Top Tech Term in 2025 [ProPakistani](#)
- Emarat and PRYPCO partner to allow fuel rewards to be used for property investment in the UAE [Gulf News](#)
- Esyasoft e-Mobility & Park+ Partner to Deploy 10,000 EV Chargers in India [The Tribune](#)

Recent Key News (3/3)

People Movement

- Jeff Ferry Joins Safanad as Partner and Head of Digital Infrastructure [Business Wire](#)
- LEWCO and LogistiQ Announce Plans to Create More Than 200 Jobs in Port Clinton and Sandusky [Benzinga](#)
- Vanar names Saiprasad Raut as head of payment infrastructure [Finextra](#)
- Australian Traffic network's Vic Lorusso appointed global CEO [adnews.com.au](#)
- Derq Appoints Former Caltrans Director Randy Iwasaki to Advisory Board [Benzinga](#)
- Parkin appoints BHM Capital as liquidity provider on DFM [Arabian Business](#)
- Paul Bayliss is Fuelre4m's General Manager of Maritime [SeaNews](#)
- PXGEO Appoints Chet Bhat as Digital Strategy Chief [Oedigital](#)
- Al Ansari Exchange appoints Ali Al Najjar as CEO [Gulf News](#)
- W Abu Dhabi – Yas Island names Ajai Nair cluster director of finance [Hotelier Middle East](#)

Other

- Alef Education Receives 'Great Place to Work' Certification™ for the Third Consecutive Year [AlBawaba](#)
- du Pay Receives Visa's Partnership Excellence Award for Outstanding Collaboration [AlBawaba](#)
- Maldives' BeOnd, Kuwait's Jazeera okayed for Saudi charters [ch-aviation](#)
- Binance and JazzCash Partner to Boost Virtual Asset Adoption in Pakistan [Benzinga](#)
- Global South Video News Awards Ignite a New Era at BRIDGE Summit in Abu Dhabi [PR Newswire](#)
- Zest Equity Secures ADGM Financial Services Permission, Expanding Global Private-Market Infrast.. [GlobeNewswire](#)
- US approves advanced chip sales to Abu Dhabi's G42 [Tech in Asia](#)
- UAE's Zand Bank Wins Approval to Launch Dirham-Backed Stablecoin [Bitcoin](#)
- Yalla Group Limited Announces Unaudited Third Quarter 2025 Financial Results [PR Newswire](#)
- Union Coop Reports AED 1.7 Billion Total Income as of Q3 2025 [AlBawaba](#)

Contents

Snapshot

Investments

Investors

Exits

New Unicorns

Citywise Trends

News

Appendix



Explore more on Tracxn

Explore other Reports on Tracxn

Explore more on Tracxn

Companies

[All Tech Companies](#)

[UAE Tech Companies](#)

[Online Travel Companies](#)

[Companies using AI in Healthcare](#)

[Soonicorn club in Fintech](#)

[Analyst Picks in Israel Tech](#)

Company Due Diligence

[Company Detail Page of DoorDash](#)

[Competitors of Freshworks](#)

[Financials for Ola](#)

[Employee Count for Revolut](#)

Investment Activity

[Recent funding rounds](#)

[Investment Trends](#)

[Most Active Investors](#)

[Top Funded Business Models](#)

Exits

[Public Companies](#)

[Acquired Companies](#)

[Most Active Acquirers](#)

Reports

[Delhivery - Company Report](#)

[HRTech - Feed Report](#)

[FinTech - Top Business Models Report](#)

[India Tech - Top Business Models Report](#)

Miscellaneous

[Key News in FinTech](#)

[Angel Investors in United States](#)

[Bluebox](#)

Explore other Reports on Tracxn

Company Reports

[Wise](#)

[Coursera](#)

[BigBasket](#)

Business Model Reports

[Novel Foods](#)

[Blockchain Network](#)

[P2P Remittance](#)

Feed Reports

[HRTech](#)

[Cybersecurity](#)

[Food Tech](#)

Top Business Models in PA

[FinTech](#)

[Enterprise Applications](#)

[Artificial Intelligence](#)

Geo Monthly Reports

[India Tech](#)

Feed Geo Reports

[FinTech Europe](#)

[Consumer Digital SEA](#)

[HR Tech US](#)

Top Business Models in Geo

[India Tech](#)

[Israel Tech](#)

[UK & Ireland Tech](#)



Any and all information either accessed from the website www.tracxn.com or having otherwise originated from Tracxn Technologies Limited including but not limited to the information contained herein ("Data") is the sole property of Tracxn Technologies Limited (hereinafter "Tracxn"). You shall not recirculate, distribute, transmit, publish, or sell the Data or any portion thereof in any form or by any means, either for commercial or non-commercial use, or permit any third party to use or distribute the Data or any portion thereof; to any other party, except with the prior written consent of Tracxn. You may however incorporate insubstantial portions, extracts, abstracts or summaries from the Data into analysis, presentations or tools for your customers or for your internal use, so long as Tracxn is clearly and visibly identified as the source of information.

For further information please refer to our Terms of Use at www.tracxn.com

Copyright © 2025, Tracxn Technologies Limited. All rights reserved.