


PRESENTATION SKILLS

SLIDE DECK AND TECH

Keep slides simple and focused.




Use high-quality images, charts, and graphs that complement your message without overwhelming your audience.

Follow a clear structure with an introduction, body, and conclusion to maintain a logical flow and keep the audience engaged.




Ensure each slide conveys one main idea to avoid information overload and keep the audience focused.



Use large, easy-to-read fonts to ensure that all text is visible to everyone in the room, even those at the back.



Double-check your slides are compatible with the presentation software and test all equipment, including microphones and projectors, before your presentation.



Practise, practise, practise – run through your presentation multiple times in the actual space where you'll be presenting to get comfortable with the content and the technology.

