



FMR 90/120/150/180/210/240



# FORM ELLIPSE

LINEAR LIGHT

Crafted with a deep respect for traditional methods, the Form Linear Pendant highlights the beauty of natural materials and the art of design. This distinctive lighting piece juxtaposes contrasting materials in a harmonious way, offering a touch of natural elegance.

This collection is made up of three different ceramic clay bodies and spans commercial to residential and hospitality to corporate applications.

Available in 4 clay finishes: Terracotta, Black Chocolate, Sand Speckle & Shino Terracotta

MADE IN MELBOURNE, AUSTRALIA

FINISHES			
BODY	 Terracotta Glazed	 Black Chocolate Glazed	 Grey Speckle Glazed
	 Terracotta Shino		

SPECIFICATIONS			
LEAD-TIME	6 - 8 Weeks	LAMP	CRI 90, 24V LED Strip.
SHADE	Ceramic Body	POWER/TEMP	2700K, 3000K, 4000K
FRAME	Aluminium	OUTPUT	1400 lm/per meter
CANOPY	Black or White. (95mm dia x 6mm H)	AVG LIFETIME	60,000 hours
FLEX	2m, Black or White. (2 core) (Longer available on request)	CONTROL	Included. Dimming available upon request
SIZES (mm)	Starts at 910mm and length increases in 300mm increments	NOTES	24VDC Fitting (Remote Driver)
INSTALLATION	Pendants must be installed and wired by a qualified electrician.	CARE	Ensure the electricity supply is switched off before cleaning. Remove dust with a soft dry cloth. Do not use solvents or abrasive materials when cleaning.
WARRANTY	3 Years Manufactures Warranty		



FORM ROUND / linear  
FMR90 / 120 / 150



Dims: 910 mm L, 76mm H, 62mm D  
Weight: 6kg



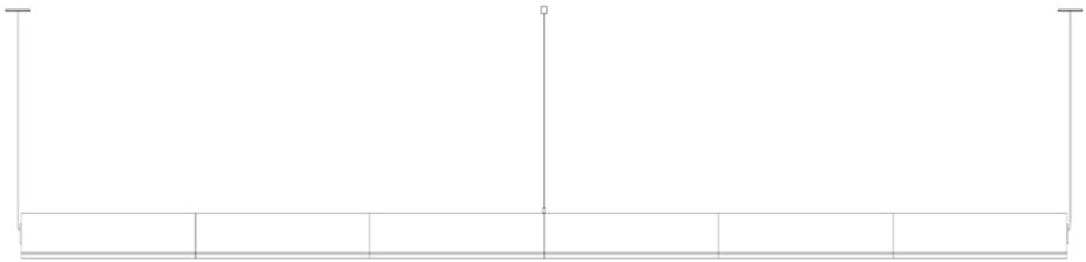
Dims: 1210 mm L, 76mm H, 62mm D  
Weight: 8kg



Dims: 1510 mm L, 76mm H, 62mm D  
Weight: 10kg



FORM ROUND / linear  
FMR180 / 210 / 240



Dims: 1810 mm L, 76mm H, 62mm D  
Weight: 12kg



Dims: 2110 mm L, 76mm H, 62mm D  
Weight: 14kg



Dims: 2410 mm L, 76mm H, 62mm D  
Weight: 16kg



FMS 90/120/150/180/210/240



# FORM SQUARE

LINEAR LIGHT

Crafted with a deep respect for traditional methods, the Form Linear Pendant highlights the beauty of natural materials and the art of design. This distinctive lighting piece juxtaposes contrasting materials in a harmonious way, offering a touch of natural elegance.

This collection is made up of three different ceramic clay bodies and spans commercial to residential and hospitality to corporate applications.

Available in 4 clay finishes: Terracotta, Black Chocolate, Sand Speckle & Shino Terracotta

MADE IN MELBOURNE, AUSTRALIA

FINISHES			
BODY	 Terracotta Glazed	 Black Chocolate Glazed	 Grey Speckle Glazed
	 Terracotta Shino		

SPECIFICATIONS			
LEAD-TIME	6 - 8 Weeks	LAMP	CRI 90, 24V LED Strip.
SHADE	Ceramic Body	POWER/TEMP	2700K, 3000K, 4000K
FRAME	Aluminium	OUTPUT	1400 lm/per meter
CANOPY	Black or White. (95mm dia x 6mm H)	AVG LIFETIME	60,000 hours
FLEX	2m, Black or White. (2 core) (Longer available on request)	CONTROL	Included. Dimming available upon request
SIZES (mm)	Starts at 910mm and length increases in 300mm increments	NOTES	24VDC Fitting (Remote Driver)
INSTALLATION	Pendants must be installed and wired by a qualified electrician.	CARE	Ensure the electricity supply is switched off before cleaning. Remove dust with a soft dry cloth. Do not use solvents or abrasive materials when cleaning.
WARRANTY	3 Years Manufactures Warranty		

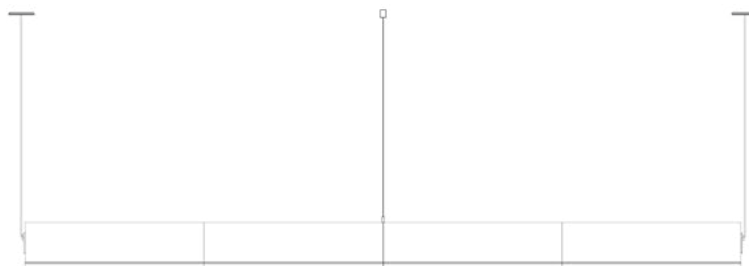


**FORM SQUARE / linear**

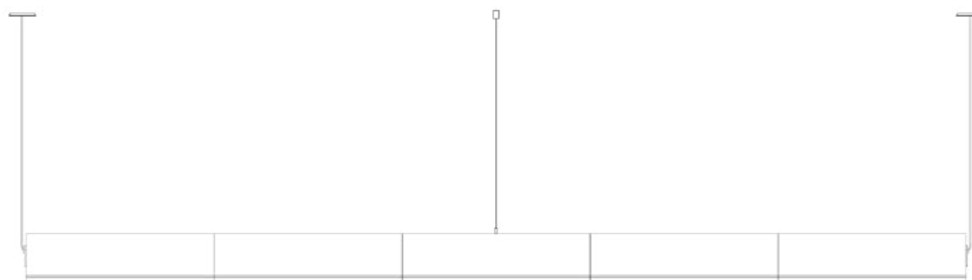
FMS90 / 120 / 150



Dims: 910 mm L, 58mm H, 58mm D  
Weight: 6kg



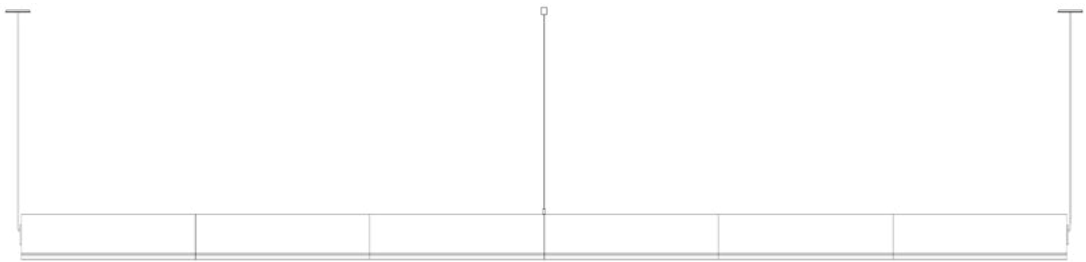
Dims: 1210 mm L, 58mm H, 58mm D  
Weight: 8kg



Dims: 1510 mm L, 58mm H, 58mm D  
Weight: 10kg



FORM SQUARE / linear  
FMS180 / 210 / 240



Dims: 1810 mm L, 58mm H, 58mm D  
Weight: 12kg



Dims: 2110 mm L, 58mm H, 58mm D  
Weight: 14kg



Dims: 2410 mm L, 58mm H, 58mm D  
Weight: 16kg