



TL25 / 50 / 75 / 100 / 125 / 150 / 175 / 200 / 225 / 250

TILE / linear

LINEAR LIGHT

The Tile Series is crafted by pairing traditional materials and techniques with experimental tools that are designed and manufactured in-house. Each 250mm tile is handcrafted and organic in nature, with each tile slightly unique.

MADE IN MELBOURNE, AUSTRALIA

FINISHES

CLAY BODY	● Terracotta	● Black Chocolate
	○ Sand	
LUGS	● Matte Black	○ Flat White

SPECIFICATIONS

LEAD-TIME	Enquire at info@southdrawn.com.au
TILE	Raw Ceramic
LUGS	Aluminium, Powder Coated
CANOPY	Black or White. (80mm dia x 38mm H)
FLEX	2m, Black or White. (2 core) (Longer available on request)
SIZES (mm)	Starts at 310mm and length increases in 250mm increments

LAMP	CRI 95, Intergrated LED (24V)
POWER/TEMP	20 W/m, 3000k 2700k, 3000k (Standard), 4000k
OUTPUT	1400 lm/m
AVG LIFETIME	50,000 hours
CONTROL	Remote Driver: Non-Dimmable, Phase Dimmable, Dali Dimmable

INSTALLATION	Pendants must be installed and wired by a qualified electrician.
WARRANTY	3 Years Manufactures Warranty


CARE	Ensure the electricity supply is switched off before cleaning. Remove dust with a soft dry cloth. Do not use solvents or abrasive materials when cleaning.
------	---



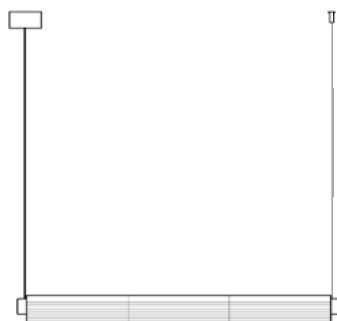
TILE / linear
TL25, TL50, TL75



Dims: 310 mm L, 75mm H, 80mm D
Weight: 1.5kg




Dims: 560 mm L, 75mm H, 80mm D
Weight: 2.5kg




Dims: 810 mm L, 75mm H, 80mm D
Weight: 4kg




TILE / linear
TL100, TL125, TL150



Dims: 1060 mm L, 75mm H, 80mm D
Weight: 5kg



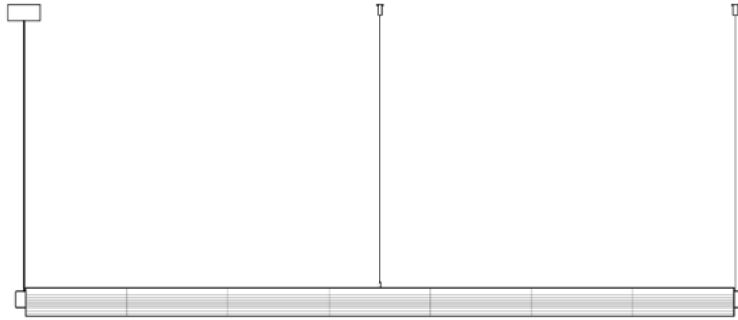
Dims: 1310 mm L, 75mm H, 80mm D
Weight: 6kg



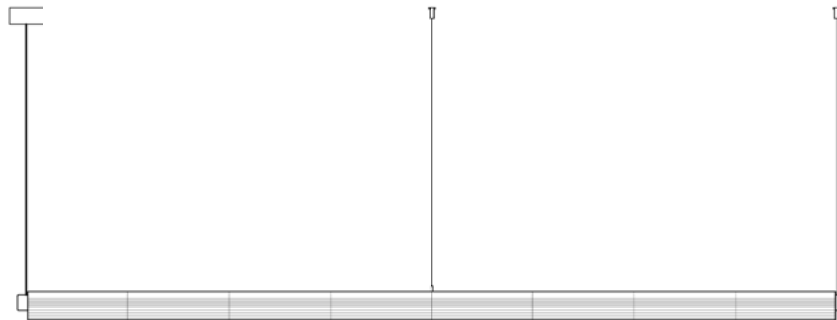
Dims: 1560 mm L, 75mm H, 80mm D
Weight: 7kg



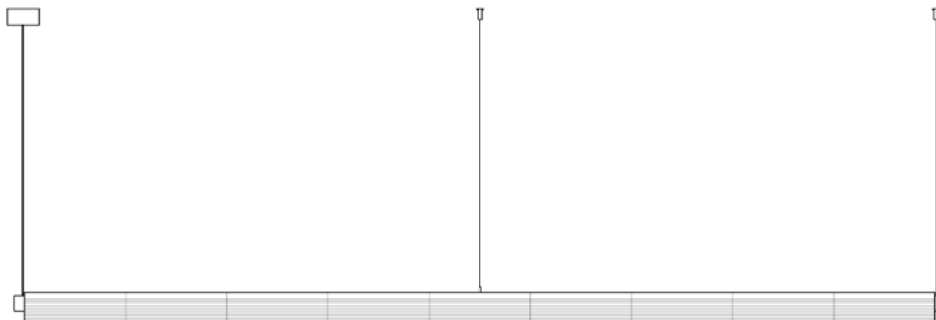
TILE / linear
TL175, TL200, TL225



Dims: 1810 mm L, 75mm H, 80mm D
Weight: 8kg



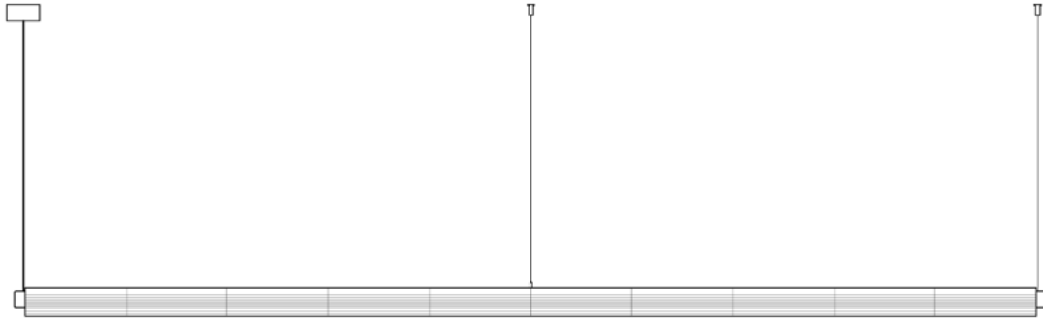
Dims: 2060 mm L, 75mm H, 80mm D
Weight: 9.5kg



Dims: 2310 mm L, 75mm H, 80mm D
Weight: 10.5kg



TILE / linear
TL250



Dims: 2560 mm L, 75mm H, 80mm D
Weight: 11.5kg