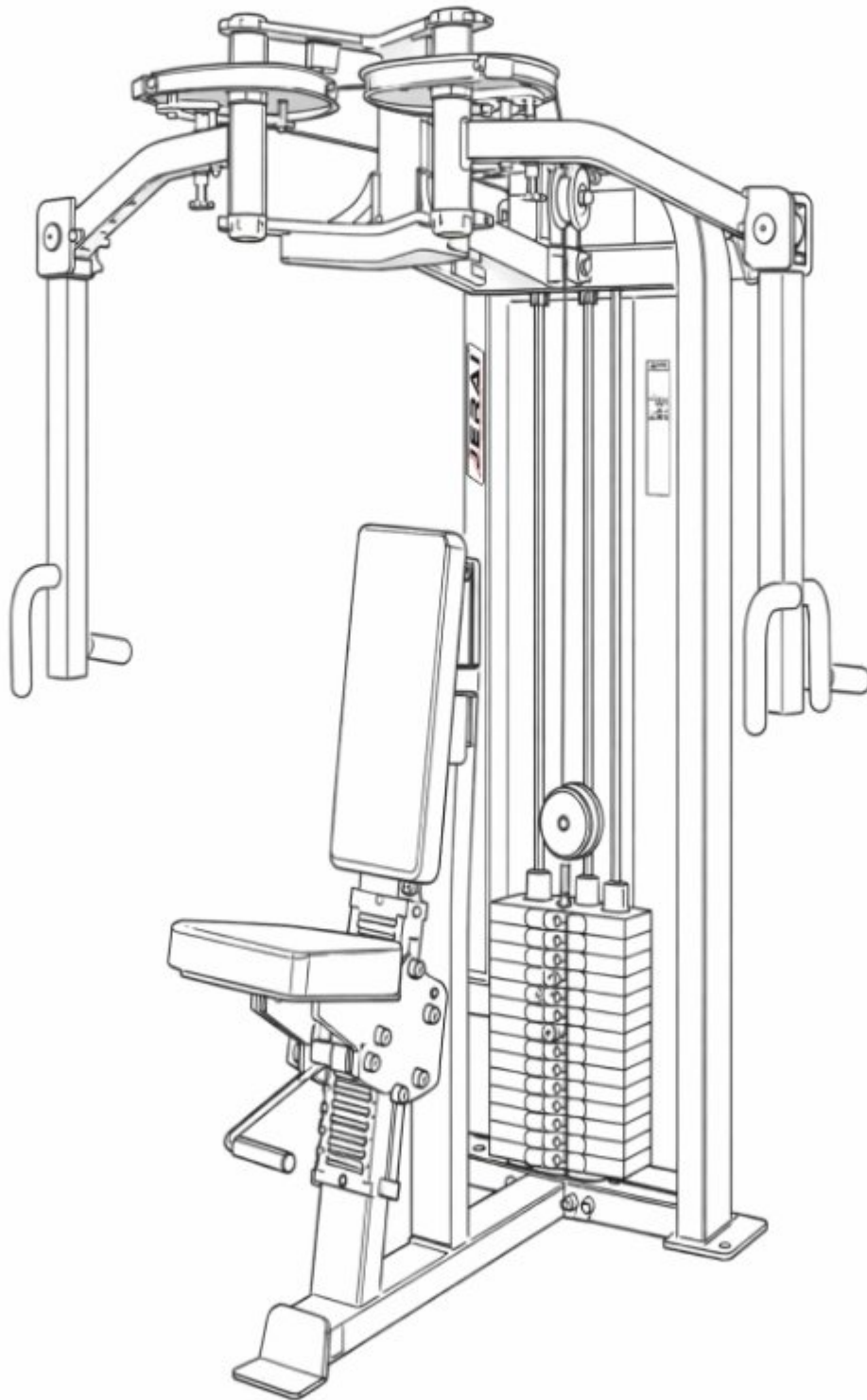


# PRODUCT CATALOGUE



**SINCE 1994**



Jerai Fitness is an Indian manufacturer with over three decades of expertise in designing and producing world-class fitness equipment. The company caters to a diverse clientele, including commercial gyms, hotels, corporate wellness centers, and real estate projects, serving both the domestic market and international markets such as Japan, the UAE, Australia, Serbia, Sweden, and more.

Through years of industry experience, Jerai Fitness has developed strong capabilities in manufacturing processes, inventory management, distribution efficiency, and customer service, enabling it to consistently deliver reliable and innovative fitness solutions. A pan-India network of 14 exclusive showrooms strengthens customer engagement, provides accessible support, and enhances brand reach.

As a pioneer in automated manufacturing, Jerai Fitness incorporates robotic welding, advanced assembly techniques, and high-precision Turkish and Japanese machinery into its production processes. This modern infrastructure ensures accuracy, durability, and compliance with international standards, while enabling the company to scale operations, meet increasing global demand, and remain competitively priced.

# *NEW* **CLUBLINE**

---

## **SERIES**



*The New Clubline Series* combines modern design with reliable performance, making it an ideal choice for commercial gyms, institutional centers, and mid-tier training facilities. With intuitive adjustments and signature safety features, it ensures a comfortable and functional user experience-delivering exceptional quality, durability, and long-term value.

 **EUROPEAN  
STANDARDS**

EN ISO 20957-1:2013,  
EN957-2:2021





ASTM F2216-17A



**PEC FLY / REAR DELT**  
JC - 106



- ☑ L : 56 inches / 142 cms
- W : 72 inches / 183 cms
- H : 82 inches / 208 cms
- ☑ 220 lbs / 100 kg



**VERTICAL CHEST PRESS**  
JC - 103



- ☑ L : 56 inches / 142 cms
- W : 64 inches / 163 cms
- H : 72 inches / 183 cms
- ☑ 220 lbs / 100 kg



**MULTI PRESS**  
JC - 104



- ☑ L : 80 inches / 203 cms
- W : 60 inches / 152 cms
- H : 56 inches / 142 cms
- ☑ 220 lbs / 100 kg



**LAT PULL DOWN - SINGLE PULLEY**  
JB - 201A



- ☑ L : 62 inches / 157 cms
- W : 40 inches / 102 cms
- H : 92 inches / 234 cms
- ☑ 220 lbs / 100 kg





STRAP HANDLE



### LAT PULL DOWN - DUAL PULLEY

JB - 201B



- ☑ L : 62 inches / 157 cms
- W : 40 inches / 102 cms
- H : 90 inches / 229 cms
- ☑ 220 lbs / 100 kg



### LAT PULL DOWN WITH ROWING COMBO.

JB - 201C



- ☑ L : 84 inches / 213 cms
- W : 40 inches / 102 cms
- H : 90 inches / 229 cms
- ☑ 220 lbs / 100 kg



### HIGH LOW LAT PULL DOWN

JB - 207



- ☑ L : 80 inches / 203 cms
- W : 40 inches / 102 cms
- H : 92 inches / 234 cms
- ☑ 220 lbs / 100 kg



### ASSISTED DIP CHIN

JB - 203



- ☑ L : 58 inches / 147 cms
- W : 48 inches / 122 cms
- H : 85 inches / 216 cms
- ☑ 220 lbs / 100 kg





### LONG PULL ROW - SINGLE PULLEY

JB - 204A



- ☑ L : 94 inches / 239 cms
- ☑ W : 40 inches / 102 cms
- ☑ H : 90 inches / 229 cms
- ☑ 220 lbs / 100 kg



CONNECTOR PLATE  
JCA018

### LONG PULL ROW - DUAL PULLEY

JB - 204B



- ☑ L : 94 inches / 239 cms
- ☑ W : 40 inches / 102 cms
- ☑ H : 90 inches / 229 cms
- ☑ 220 lbs / 100 kg



### VERTICAL ROW

JB - 206



- ☑ L : 68 inches / 173 cms
- ☑ W : 52 inches / 132 cms
- ☑ H : 62 inches / 157 cms
- ☑ 220 lbs / 100 kg



### SHOULDER PRESS

JS - 304



- ☑ L : 66 inches / 168 cms
- ☑ W : 62 inches / 157 cms
- ☑ H : 56 inches / 142 cms
- ☑ 220 lbs / 100 kg





## INCLINE SHOULDER PRESS

JS - 305



- ☑ L : 80 inches / 203 cms
- W : 58 inches / 147 cms
- H : 56 inches / 142 cms
- ☑ 220 lbs / 100 kgs



## LATERAL RAISE

JS - 302



- ☑ L : 48 inches / 122 cms
- W : 50 inches / 127 cms
- H : 56 inches / 142 cms
- ☑ 165 lbs / 75 kgs



## BICEP CURL

JBT - 401



- ☑ L : 48 inches / 122 cms
- W : 36 inches / 91 cms
- H : 56 inches / 142 cms
- ☑ 165 lbs / 75 kgs



## SEATED TRICEP DIP

JBT - 402



- ☑ L : 60 inches / 152 cms
- W : 44 inches / 112 cms
- H : 56 inches / 142 cms
- ☑ 220 lbs / 100 kgs





## WRIST CURL

JBT - 403



- ☑ L : 24 inches / 61 cms
- ☑ W : 30 inches / 76 cms
- ☑ H : 44 inches / 112 cms
- ☑ 110 lbs / 50 kgs



## LEG EXTENSION

JL - 501



- ☑ L : 56 inches / 142 cms
- ☑ W : 44 inches / 112 cms
- ☑ H : 56 inches / 142 cms
- ☑ 220 lbs / 100 kgs



## SEATED LEG CURL

JL - 502



- ☑ L : 65 inches / 165 cms
- ☑ W : 44 inches / 112 cms
- ☑ H : 56 inches / 142 cms
- ☑ 220 lbs / 100 kgs



## PRONE LEG CURL

JL - 503



- ☑ L : 67 inches / 170 cms
- ☑ W : 44 inches / 112 cms
- ☑ H : 56 inches / 142 cms
- ☑ 220 lbs / 100 kgs





### SEATED LEG CURL / EXTENSION COMBO.

JL - 509



- ☑ L : 65 inches / 165 cms
- W : 44 inches / 112 cms
- H : 56 inches / 142 cms
- ☑ 220 lbs / 100 kgs



### LEG CURL / EXTENSION COMBO.

JL - 505



- ☑ L : 65 inches / 165 cms
- W : 44 inches / 112 cms
- H : 56 inches / 142 cms
- ☑ 220 lbs / 100 kgs



### HIP THRUST

JL - 510



- ☑ L : 70 inches / 178 cms
- W : 50 inches / 127 cms
- H : 56 inches / 142 cms
- ☑ 165 lbs / 75 kgs



### GLUTE MACHINE

JL - 504



- ☑ L : 48 inches / 122 cms
- W : 40 inches / 102 cms
- H : 56 inches / 142 cms
- ☑ 165 lbs / 75 kgs





## ADDUCTOR / ABDUCTOR COMBO.

JL - 506

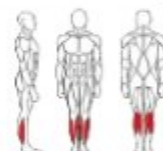
- ☑ L : 67 inches / 170 cms
- W : 36 inches / 91 cms
- H : 56 inches / 142 cms
- ☑ 165 lbs / 75 kg



## STANDING CALF

JL - 508

- ☑ L : 56 inches / 142 cms
- W : 44 inches / 112 cms
- H : 75 inches / 191 cms
- ☑ 220 lbs / 100 kg



## ABDOMINAL MACHINE

JCR - 601

- ☑ L : 52 inches / 132 cms
- W : 50 inches / 127 cms
- H : 58 inches / 147 cms
- ☑ 220 lbs / 100 kg



## MULTI FUNCTIONAL STATION

JMP - 702

- ☑ L : 98 inches / 249 cms
- W : 48 inches / 122 cms
- H : 90 inches / 229 cms
- ☑ 220 lbs / 100 kg X 2 Stacks





**CABLE CROSSOVER  
ADJUSTABLE**

JMP - 703



- ☑ L : 162 inches / 411 cms
- ☑ W : 39 inches / 99 cms
- ☑ H : 90 inches / 229 cms
- ☑ 220 lbs / 100 kg X 2 Stacks



Optional Attachment\*



**HIGH LOW PULLEY  
ADJUSTABLE**

JMP - 704



- ☑ L : 44 inches / 112 cms
- ☑ W : 39 inches / 99 cms
- ☑ H : 90 inches / 229 cms
- ☑ 220 lbs / 100 kg



\*Attachments, Accessories, Weight Plates, Dumbbells & Bars to be Ordered Separately








**MADE IN INDIA**

# FRAME



# UPHOLSTERY



# **JERAI**<sup>®</sup> **FITNESS LTD.**

A PIONEER IN FITNESS EQUIPMENT MANUFACTURING.



+91 86579 64733

+91 91520 04941

Website: [www.jeraifitness.com](http://www.jeraifitness.com) / [www.jeraihomegym.com](http://www.jeraihomegym.com)

Email: [sales@jeraifitness.com](mailto:sales@jeraifitness.com)

Connect with us on   

Registered Office: D - 204, Gagangiri Complex, New Link Road, Near Mcdonald's, Kandarpada, Dahisar (west), Mumbai - 400 068, Maharashtra, INDIA.

Corporate Office: 209 - 212, Techno IT Park, Link Road, Borivali (West), Mumbai - 400 092, Maharashtra, INDIA.

Factory: Survey 215, Plot No. 08, 09, 13, 14, 18, 19, 22, and 23 of Survey No. 216 (P), Survey 217, Survey 218 (P), Unit No. 3A, 05, and 06 of Survey 219, Village Ghonsai, Wada, Palghar - 421 303, Maharashtra, INDIA.

Jerai Fitness Ltd. reserves the right to modify its products, specifications, and documentation at any time without prior notice. All trademarks, product names, and patents are the property of Jerai Fitness Ltd., in India and internationally. © Jerai Fitness Ltd., 2025. All rights reserved. All training structures, including indoor and outdoor rigs or wall-mounted setups, must be securely installed using appropriate fasteners. Installation and anchoring are the sole responsibility of the customer. Jerai Fitness Ltd. shall not be held liable for any injury, damage, or loss resulting from improper installation, misuse, or failure to follow safety guidelines.