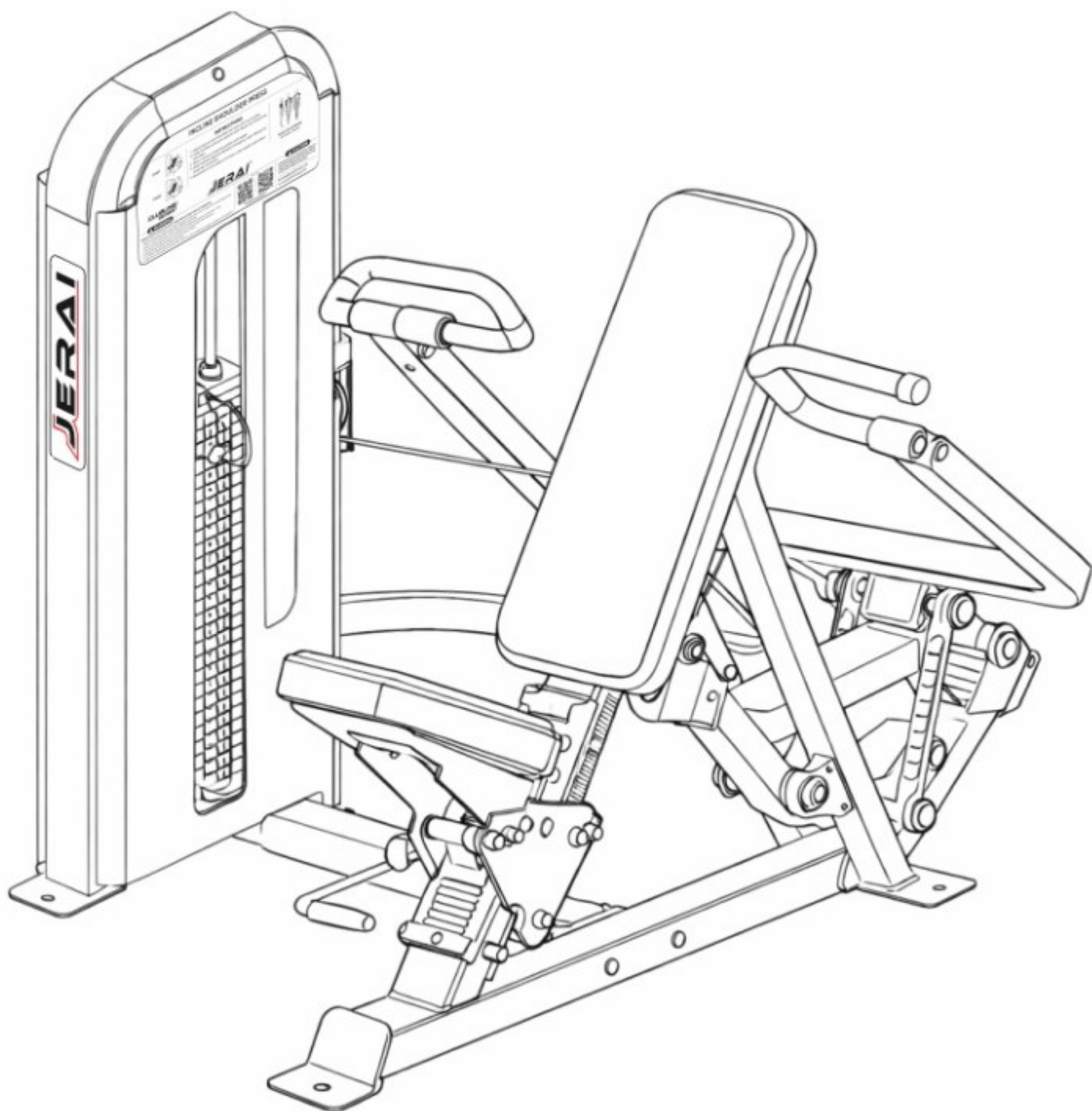


PRODUCT CATALOGUE



SINCE 1994



Jerai Fitness is an Indian manufacturer with over three decades of expertise in designing and producing world-class fitness equipment. The company caters to a diverse clientele, including commercial gyms, hotels, corporate wellness centers, and real estate projects, serving both the domestic market and 26 international markets such as USA, UK, Germany, Japan, Australia, Sweden, UAE, Saudi Arabia, and France, among others. With 9 official international distributors, Jerai Fitness ensures seamless access, service, and support worldwide - combining global reach with strong regional impact.

Through years of industry experience, Jerai Fitness has developed strong capabilities in manufacturing processes, inventory management, distribution efficiency, and customer service, enabling it to consistently deliver reliable and innovative fitness solutions. A pan-India network of 15 exclusive showrooms strengthens customer engagement, provides accessible support, and enhances brand reach.

As a pioneer in automated manufacturing, Jerai Fitness incorporates robotic welding, advanced assembly techniques, and high-precision Turkish and Japanese machinery into its production processes. This modern infrastructure ensures accuracy, durability, and compliance with international standards, while enabling the company to scale operations, meet increasing global demand, and remain competitively priced.

CLUBLINE PLUS SERIES



The Clubline Plus Series is built for professional gyms, high-capacity clubs, and athletic training spaces. Made from high-strength materials, each unit delivers smooth motion and ergonomic performance. Blending advanced design with real-world durability, it's the trusted choice for high-demand environments where performance and reliability matter most. Heavy-duty rectangular steel tubing reinforced with additional 8 mm fail-safe plates ensures superior strength, rock-solid stability, and reliability, while industrial-grade nylon-coated cables, precision components, enclosed safety shrouds, smooth drive systems, and ergonomic upholstery provide consistently safe, refined commercial performance.


EUROPEAN
STANDARDS
EN ISO 20957-1:2013,
EN957-2:2021




ASTM F2216-17A



PEC FLY / REAR DELT
JPC - 106



- ☑ L : 56 inches / 142 cms
- ☑ W : 72 inches / 183 cms
- ☑ H : 82 inches / 208 cms
- ☑ 220 lbs / 100 kgs



VERTICAL CHEST PRESS
JPC - 102



- ☑ L : 78 inches / 198 cms
- ☑ W : 48 inches / 122 cms
- ☑ H : 72 inches / 183 cms
- ☑ 220 lbs / 100 kgs



INCLINE CHEST PRESS
JPC - 104



- ☑ L : 56 inches / 142 cms
- ☑ W : 64 inches / 163 cms
- ☑ H : 72 inches / 183 cms
- ☑ 220 lbs / 100 kgs



LAT PULL DOWN - SINGLE PULLEY
JPB - 201A



- ☑ L : 62 inches / 157 cms
- ☑ W : 40 inches / 102 cms
- ☑ H : 92 inches / 234 cms
- ☑ 220 lbs / 100 kgs





STRAP HANDLE



LAT PULL DOWN - DUAL PULLEY

JPB - 201B



- ☑ L : 62 inches / 157 cms
- ☑ W : 40 inches / 102 cms
- ☑ H : 90 inches / 229 cms
- ☑ 220 lbs / 100 kgs



DUAL LAT PULL DOWN

JPB - 202



- ☑ L : 70 inches / 178 cms
- ☑ W : 45 inches / 114 cms
- ☑ H : 88 inches / 224 cms
- ☑ 220 lbs / 100 kgs

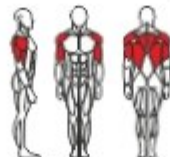


ASSISTED DIP CHIN

JPB - 203



- ☑ L : 58 inches / 147 cms
- ☑ W : 48 inches / 122 cms
- ☑ H : 85 inches / 216 cms
- ☑ 220 lbs / 100 kgs



LONG PULL ROW - SINGLE PULLEY

JPB - 204A



- ☑ L : 94 inches / 239 cms
- ☑ W : 40 inches / 102 cms
- ☑ H : 90 inches / 229 cms
- ☑ 220 lbs / 100 kgs





CONNECTOR PLATE
JCA018

LONG PULL ROW - DUAL PULLEY

JPB - 204B



- ☑ L : 94 inches / 239 cms
- ☑ W : 40 inches / 102 cms
- ☑ H : 90 inches / 229 cms
- ☑ 220 lbs / 100 kgs



SEATED ROW

JPB - 205



- ☑ L : 96 inches / 244 cms
- ☑ W : 40 inches / 102 cms
- ☑ H : 72 inches / 183 cms
- ☑ 220 lbs / 100 kgs



VERTICAL ROW

JPB - 206



- ☑ L : 66 inches / 168 cms
- ☑ W : 54 inches / 137 cms
- ☑ H : 62 inches / 157 cms
- ☑ 220 lbs / 100 kgs



HIP / BACK EXTENSION

JPB - 209



- ☑ L : 52 inches / 132 cms
- ☑ W : 45 inches / 114 cms
- ☑ H : 60 inches / 152 cms
- ☑ 220 lbs / 100 kgs





TRICEP EXTENSION / PULLOVER COMBO.

JPB - 208



- ☑ L : 54 inches / 137 cms
- ☑ W : 46 inches / 117 cms
- ☑ H : 72 inches / 183 cms
- ☑ 220 lbs / 100 kgs



STANDING MULTI FLIGHT

JPS - 305



- ☑ L : 36 inches / 91 cms
- ☑ W : 53 inches / 135 cms
- ☑ H : 77 inches / 196 cms
- ☑ 220 lbs / 100 kgs



OVERHEAD PRESS

JPS - 301



- ☑ L : 62 inches / 157 cms
- ☑ W : 52 inches / 132 cms
- ☑ H : 70 inches / 178 cms
- ☑ 220 lbs / 100 kgs



INCLINE SHOULDER PRESS

JPS - 304



- ☑ L : 80 inches / 203 cms
- ☑ W : 54 inches / 137 cms
- ☑ H : 58 inches / 147 cms
- ☑ 220 lbs / 100 kgs



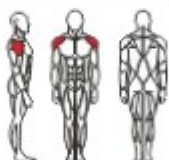


LATERAL RAISE

JPS - 302



- ☑ L : 48 inches / 122 cms
- ☑ W : 50 inches / 127 cms
- ☑ H : 58 inches / 147 cms
- ☑ 165 lbs / 75 kgs



STANDING MULTI ARMS

JPBT - 408



- ☑ L : 46 inches / 117 cms
- ☑ W : 55 inches / 140 cms
- ☑ H : 76 inches / 193 cms
- ☑ 220 lbs / 100 kgs



BICEP CURL

JPBT - 401



- ☑ L : 48 inches / 122 cms
- ☑ W : 36 inches / 91 cms
- ☑ H : 58 inches / 147 cms
- ☑ 165 lbs / 75 kgs



ISOLATERAL INCLINE BICEP CURL

JPBT - 405



- ☑ L : 40 inches / 102 cms
- ☑ W : 52 inches / 132 cms
- ☑ H : 60 inches / 152 cms
- ☑ 110 lbs / 50 kgs X 2 Stacks





SEATED TRICEP DIP
JPBT - 402



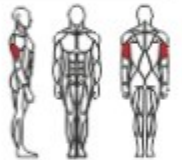
- ☑ L : 60 inches / 152 cms
- ☑ W : 44 inches / 112 cms
- ☑ H : 58 inches / 147 cms
- ☑ 220 lbs / 100 kgs



ISOLATERAL INCLINE TRICEP EXTENSION
JPBT - 407



- ☑ L : 40 inches / 102 cms
- ☑ W : 52 inches / 132 cms
- ☑ H : 60 inches / 152 cms
- ☑ 110 lbs / 50 kgs X 2 Stacks



GORILLA GRIPPER
JPBT - 404



- ☑ L : 30 inches / 76 cms
- ☑ W : 30 inches / 76 cms
- ☑ H : 30 inches / 76 cms
- ☑ 110 lbs / 50 kgs



FOREARM MACHINE
JPBT - 406



- ☑ L : 46 inches / 117 cms
- ☑ W : 46 inches / 117 cms
- ☑ H : 62 inches / 157 cms
- ☑ 165 lbs / 75 kgs





LEG EXTENSION

JPL - 501



- ☑ L : 56 inches / 142 cms
- ☑ W : 44 inches / 112 cms
- ☑ H : 58 inches / 147 cms
- ☑ 220 lbs / 100 kgs

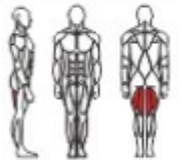


SEATED LEG CURL

JPL - 502



- ☑ L : 65 inches / 165 cms
- ☑ W : 44 inches / 112 cms
- ☑ H : 58 inches / 147 cms
- ☑ 220 lbs / 100 kgs



PRONE LEG CURL

JPL - 503



- ☑ L : 67 inches / 170 cms
- ☑ W : 44 inches / 112 cms
- ☑ H : 58 inches / 147 cms
- ☑ 220 lbs / 100 kgs



SEATED LEG CURL / EXTENSION COMBO.

JPL - 509



- ☑ L : 65 inches / 165 cms
- ☑ W : 44 inches / 112 cms
- ☑ H : 58 inches / 147 cms
- ☑ 220 lbs / 100 kgs



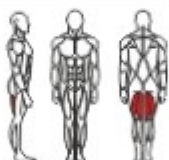


KNEELING LEG CURL

JPL - 511



- ☑ L : 56 inches / 142 cms
- ☑ W : 42 inches / 107 cms
- ☑ H : 64 inches / 163 cms
- ☑ 165 lbs / 75 kgs



SEATED LEG PRESS

JPL - 507



- ☑ L : 85 inches / 216 cms
- ☑ W : 44 inches / 112 cms
- ☑ H : 74 inches / 188 cms
- ☑ 400 lbs / 180 kgs



HIP THRUST

JPL - 510



- ☑ L : 70 inches / 178 cms
- ☑ W : 50 inches / 127 cms
- ☑ H : 62 inches / 157 cms
- ☑ 165 lbs / 75 kgs

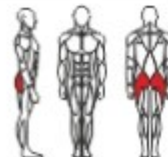


GLUTE MACHINE

JPL - 504



- ☑ L : 48 inches / 122 cms
- ☑ W : 40 inches / 102 cms
- ☑ H : 58 inches / 147 cms
- ☑ 165 lbs / 75 kgs





ADDUCTOR / ABDUCTOR COMBO.

JPL - 506



- ☑ L : 67 inches / 170 cms
- ☑ W : 36 inches / 91 cms
- ☑ H : 58 inches / 147 cms
- ☑ 165 lbs / 75 kgs

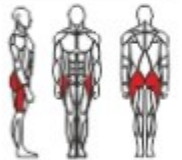


STANDING ABDUCTOR

JPL - 512



- ☑ L : 66 inches / 168 cms
- ☑ W : 30 inches / 76 cms
- ☑ H : 60 inches / 152 cms
- ☑ 165 lbs / 75 kgs

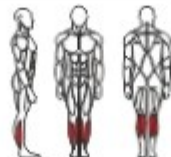


STANDING CALF

JPL - 508



- ☑ L : 56 inches / 142 cms
- ☑ W : 44 inches / 112 cms
- ☑ H : 75 inches / 191 cms
- ☑ 220 lbs / 100 kgs

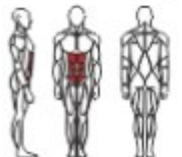


ABDOMINAL MACHINE

JPCR - 603



- ☑ L : 52 inches / 132 cms
- ☑ W : 44 inches / 112 cms
- ☑ H : 62 inches / 157 cms
- ☑ 220 lbs / 100 kgs





TORSO ROTATION

JPCR - 602



- ☑ L : 48 inches / 122 cms
- ☑ W : 50 inches / 127 cms
- ☑ H : 82 inches / 208 cms
- ☑ 220 lbs / 100 kgs



FUNCTIONAL TRAINING TOWER

JPMP - 701



- ☑ L : 128 inches / 325 cms
- ☑ W : 80 inches / 203 cms
- ☑ H : 86 inches / 218 cms
- ☑ 220 lbs / 100 kgs X 2 Stacks



MULTI FUNCTIONAL STATION

JPMP - 702



- ☑ L : 98 inches / 249 cms
- ☑ W : 48 inches / 122 cms
- ☑ H : 90 inches / 229 cms
- ☑ 220 lbs / 100 kgs X 2 Stacks



TWIN ADJUSTABLE PULLEY

JPMP - 703A



- ☑ L : 64 inches / 163 cms
- ☑ W : 45 inches / 114 cms
- ☑ H : 90 inches / 229 cms
- ☑ 220 lbs / 100 kgs X 2 Stacks



FRAME



UPHOLSTERY



JERAI[®] **FITNESS LTD.**

A PIONEER IN FITNESS EQUIPMENT MANUFACTURING.



+91 86579 64733

+91 91520 04941

Website: www.jeraifitness.com / www.jeraihomegym.com

Email: sales@jeraifitness.com

Connect with us on   

Registered Office: D - 204, Gagangiri Complex, New Link Road, Near Mcdonald's, Kandarpada, Dahisar (west), Mumbai - 400 068, Maharashtra, INDIA.

Corporate Office: 209 - 212, Techno IT Park, Link Road, Borivali (West), Mumbai - 400 092, Maharashtra, INDIA.

Factory: Survey 215, Plot No. 08, 09, 13, 14, 18, 19, 22, and 23 of Survey No. 216 (P), Survey 217, Survey 218 (P), Unit No. 3A, 05, and 06 of Survey 219, Village Ghonsai, Wada, Palghar - 421 303, Maharashtra, INDIA.

Jerai Fitness Ltd. reserves the right to modify its products, specifications, and documentation at any time without prior notice. All trademarks, product names, and patents are the property of Jerai Fitness Ltd., in India and internationally. © Jerai Fitness Ltd., 2025. All rights reserved. All training structures, including indoor and outdoor rigs or wall-mounted setups, must be securely installed using appropriate fasteners. Installation and anchoring are the sole responsibility of the customer. Jerai Fitness Ltd. shall not be held liable for any injury, damage, or loss resulting from improper installation, misuse, or failure to follow safety guidelines.