


Economic Impact of the Shared Success Program

MNP

June 2026

Vancouver

An aerial photograph of a dense, lush green forest. The trees are tall and packed closely together, creating a vibrant canopy of various shades of green. A semi-transparent white rectangular box is centered over the middle of the image, containing text. The overall scene is bright and natural, suggesting a healthy, mature forest.

Vancity is proud to operate on the traditional territories of the Coast Salish and Kwakwaka'wakw peoples, and we are committed to Reconciliation as a core value.

Table of Contents

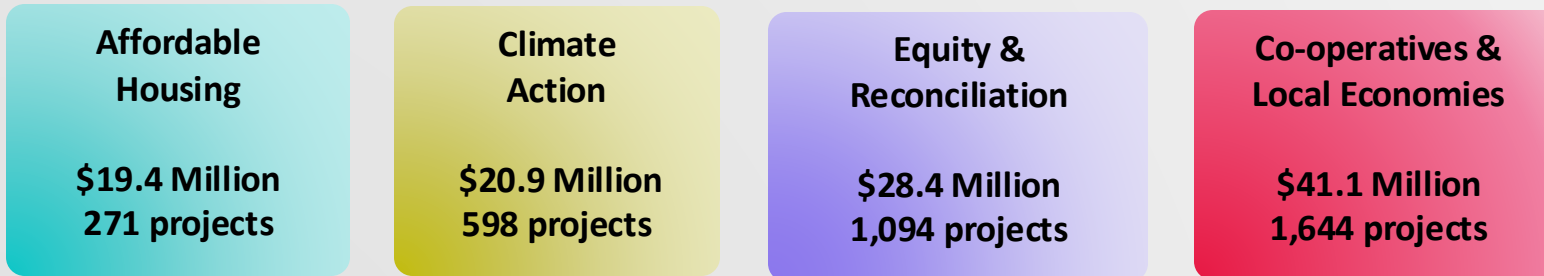
4	Executive Summary
6	Introduction
10	Impact by the Numbers
17	Appendix

Executive Summary

Economic Impact of Vancity's Shared Success Program.





As a values-based credit union, Vancity's members have a say in where their profits are distributed; 30 percent of our net profits every year go back to our members and community through our shared success program. Since 1994, over \$447 million has been distributed to advance impact initiatives across British Columbia.

Our 10-year Impact – 2015 to 2025, \$109.8 million invested across 3,607 projects:



Every \$1 Vancity puts in the Shared Success Program creates more value: generating \$1.72 in total spending and boosting the economy by \$1.11

These investments resulted in:

-  **\$189.1 Million** in total economic output.
-  **\$122 Million** in total GDP.
-  **\$28.5 Million** in total government revenue (Taxes).
-  **1,220 total jobs** (Full-Time Equivalents).

Introduction

Background and Purpose of Shared Success.

Vancouver City Savings Credit Union (Vancity) is a member-owned financial co-operative established in 1946 with a mandate to support the financial well-being of its members while contributing to the social, environmental, and economic sustainability of the communities it serves. Over its 80-year history, Vancity has integrated community investment into its core operations, directing resources toward priority impact areas including climate action, equity and Reconciliation, affordable housing, and the development of co-operatives and local economies. Through financing, grants, and partnerships, Vancity supports initiatives that address systemic challenges and promote long-term community resilience across British Columbia.

As Canada's largest credit union, Vancity serves 588,000 members and holds \$41 billion in assets and assets under administration. The credit union was founded on the principle that banking services and access to credit should be available to all, distinguishing it from more traditional financial institutions.

A core element of this commitment is Vancity's practice of reinvesting a portion of its net profits back to members and communities. These investments are delivered through the Shared Success Program ("Shared Success"), which supports organizations working to address systemic barriers and contributes to a more equitable and resilient future. Shared Success also funds member dividends.

How it works:

Each year, a portion of Vancity's earnings is distributed as dividends to its member-owners, and the rest is invested in community grants and partnerships that tackle pressing social and environmental needs. This means Vancity's financial success directly fuels projects in its key impact areas.

Making impact with Shared Success.

Shared Success is Vancity's primary mechanism for returning a portion of its earnings to members and communities, and reflects Vancity's ongoing commitment to sharing the benefits of its financial success with both its membership and the communities it serves across British Columbia. Through Shared Success, Vancity contributes to measurable social and environmental outcomes while providing financial returns to members.

Vancity distributes 30 percent of its annual net profits back to members and communities. Since the inception of Shared Success in 1994, more than \$447 million has been distributed as of 2025 .



Making impact with Shared Success.

Shared Success goes to member dividends and to community investments delivered through grants and partnerships aligned with Vancity's impact priorities. The analysis presented here focuses on the impact of investments in grants and partnerships funded through the Program. These grants and partnerships support initiatives related to the impact areas below. For each area, selected metrics illustrate the types of projects funded and the outcomes achieved. Details of the methodology used to categorize impact areas over time can be found in the appendix.



Affordable Housing

Putting secure, affordable housing within reach.

- 2,414 completed units of affordable housing, 11,385 units in development through Affordable Housing Accelerator program
- 1,900+ units of affordable housing supported with retrofit planning/implementation



Equity and Reconciliation

Building access, equity, and inclusion.

- 50+ Indigenous Wealth Mindset financial literacy workshops
- 620+ newcomers empowered to navigate banking in Canada



Climate Action

Local climate solutions with real impact.

- 603 EnerGuide assessment rebates delivered
- 10,000+ youth engaged in climate action education.
- 330 businesses coached in zero-waste practices



Co-operatives and Local Economies

Growing resilient local economies

- 26 co-op housing buildings that got support to track emissions with EnergyStar Portfolio Manager
- 400 actors engaged in the development of and transition to a circular economy

Impact by the Numbers

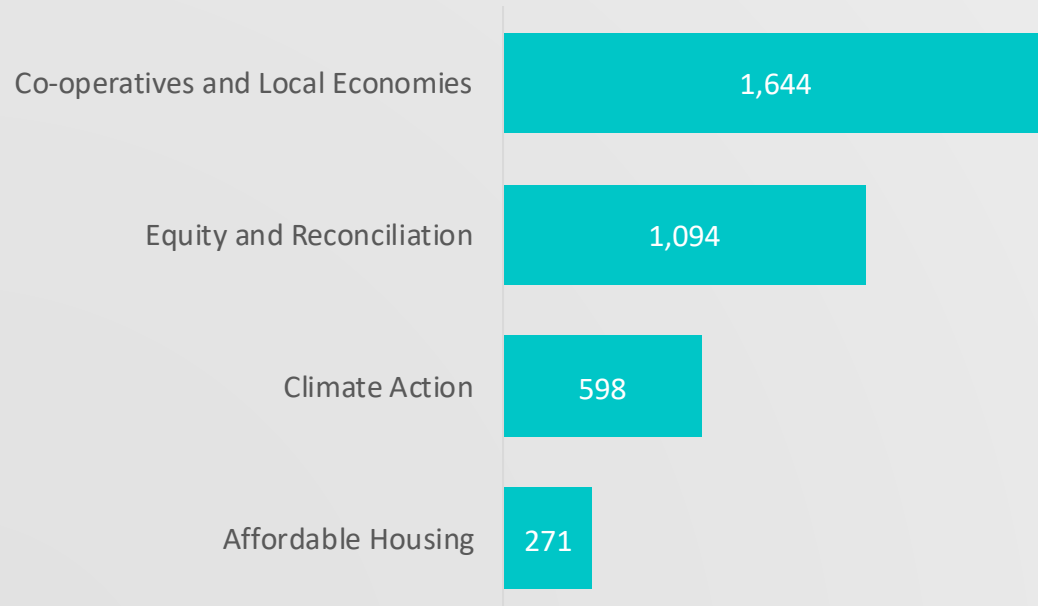
Economic Impact of Shared Success.

Over the last 10 years (2015-2025), Vancity has invested over \$109 million to fund over 3,607 different projects across its four impact areas.

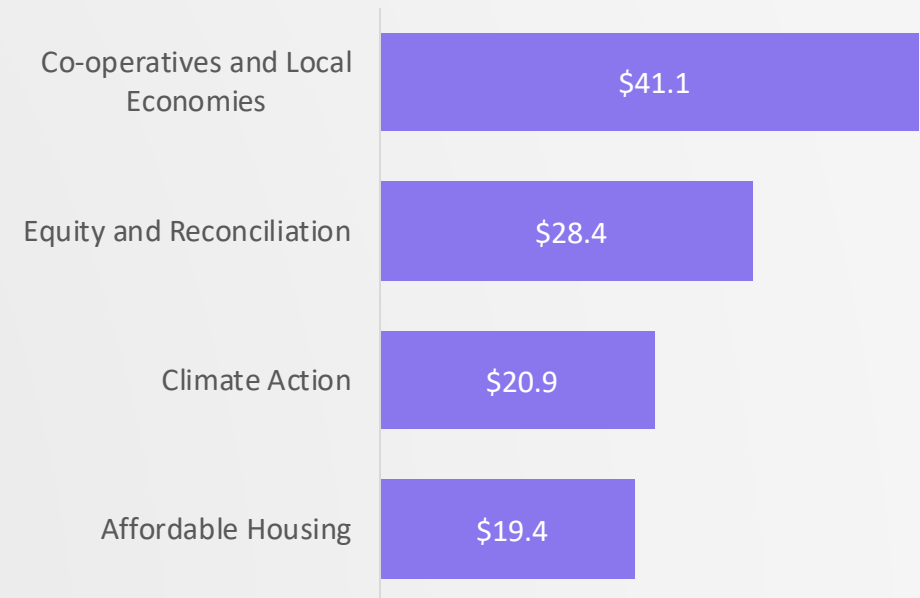
Shared Success investments are distributed across four impact areas: 45% in co-operatives and local economies, 30% in equity and reconciliation, 17% in climate action, and 8% in affordable housing. Projects are categorized by their primary focus, though many contribute to more than one area.

Figure 1: Distribution of Program Funding by Impact Area (2015 – 2025)

Number of projects

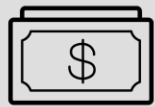


Dollars invested (in Millions)



Economic Impact of Shared Success.

Investments in Shared Success generate substantial economic benefits within BC's economy. Between 2015 and 2025, Shared Success is estimated to have generated the following economic benefits:



\$189.1 Million
in total economic
output.



\$122 Million
in total GDP.

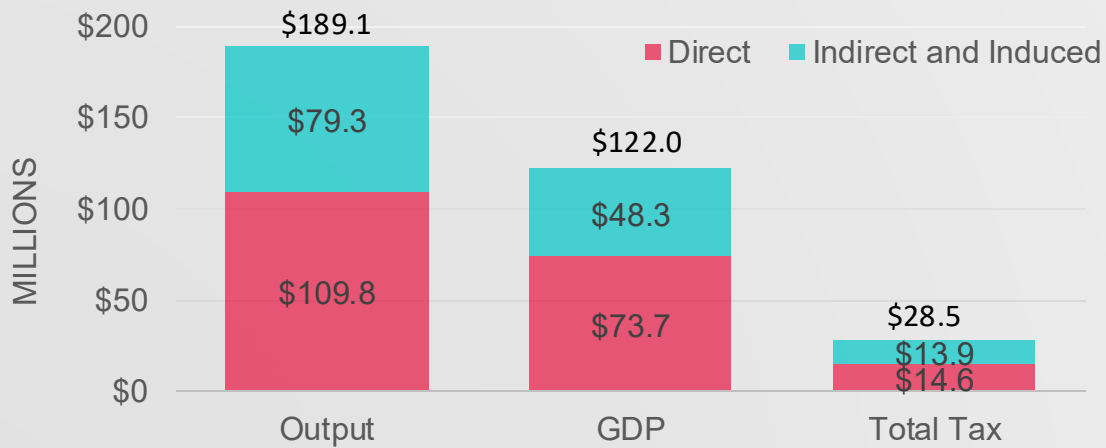


\$28.5 Million
in total government
revenue (taxes).



1,220
total jobs (FTEs)

Figure 2: Estimated Economic Impact Generated by Program (2015 – 2025)



Employment

1,220 FTEs of total employment was supported by projects funded by the Program.

Every \$1 invested by Vancity through the Shared Success Program creates:

\$1.72 in total spending

\$1.11 in GDP

\$0.26 in total tax revenue

Economic Impact of Shared Success.

Shared Success investments between 2015 and 2025 generated economic output, GDP, employment, and government tax revenues to British Columbia across our four impact areas. This does not capture the broader social, environmental, and community benefits that extend beyond what can be measured through input-output modelling. Vancity’s impact is concentrated in co-operatives and local economies, highlighting its strongest leverage in strengthening locally rooted economic systems. Investments in equity and reconciliation, climate action, and affordable housing help ensure growth is shared, sustainable, and addresses structural gaps.

Table 1: Estimated Impacts of the Program by Impact Area (2015 – 2025)

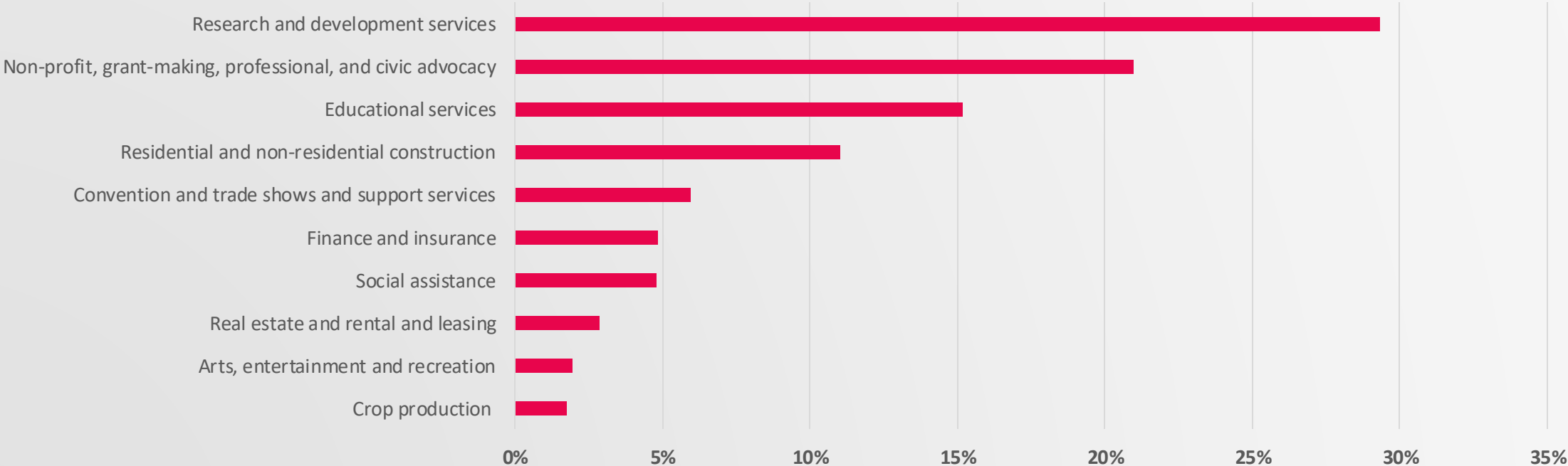
Category	Output (\$ millions)	GDP (\$ millions)	Employment (FTEs)	Total Taxes (Includes Federal, Provincial, and Municipal) (\$ millions)
Co-operatives and Local Economies	\$70.0	\$44.8	460	\$10.3
Equity and Reconciliation	\$50.4	\$33.6	400	\$7.7
Climate Action	\$36	\$23.3	210	\$5.6
Affordable Housing	\$32.7	\$20.3	150	\$4.9
Total	\$189.1	\$122	1,220	\$28.5

Source: MNP modelling based on data provided by Vancity

Economic Impact of Shared Success

More than 65% of Shared Success investments support “ecosystem builders,” organizations working to fill where public funding falls short. This includes core and program support to non-profit organizations, applied research, and community-based economic development. These investments reflect Vancity's role in connecting policy, funding, and on-the-ground results, helping drive systemic change and long-term impact for communities across BC.

Figure 3: Shared Success Investment Distribution by Industry – Top 10



Interconnected Impacts Across Multiple Focus Areas.

While investments under Shared Success are reported by a primary focus area, many funded projects advance outcomes across multiple focus areas at the same time. Community partnerships are intentionally designed to, where possible, address interconnected social, economic, and environmental priorities, reflecting Vancity's holistic approach to community investment. As a result, the economic impacts attributed to each focus area should be understood as part of an integrated system of change rather than as isolated or mutually exclusive outcomes.

Because Shared Success is designed to generate meaningful impact across different focus areas, individual investments often support more than one outcome. For example, Vancity's Non-Profit Housing Retrofit Program supports energy efficiency upgrades that reduce greenhouse gas emissions, lower operating costs for housing providers, and improve quality of life for residents. These outcomes also strengthen the capacity of organizations to serve equity-deserving groups, contributing to more inclusive communities. In this way, a single investment advances multiple program priorities simultaneously.

Non-Profit Housing Retrofit Grants

Launched in 2022, Vancity's Non-Profit Housing Retrofit Program supports non-profit and co-op housing providers and First Nations across British Columbia to plan for and implement energy-efficient retrofits. By the end of 2025, over \$4 million was distributed to 48 projects across 26 organizations, contributing to climate action and affordable housing. The program helps address capacity gaps by funding planning and implementation work that improves energy performance, reduces emissions, and strengthens climate resilience. Many projects support equity-deserving groups and Indigenous communities.

A key grant recipient is the Aboriginal Housing Management Association (AHMA), which supports 48 Indigenous housing providers across BC. Grant funding has strengthened AHMA's capacity to identify and advance retrofit opportunities across its housing portfolio, supporting emissions reductions and climate resilience upgrades. Since 2022, Vancity has committed \$1.2 million in core funding to support their work.

Feature Story:

Supporting Climate Action and Building Equity & Inclusion.



When Kambo Energy Group was founded, it was in response to a simple problem: energy efficiency programs weren't reaching everyone. Co-founded by immigrant Areef Abraham, Kambo was built to serve communities often left out of climate and energy solutions, such as newcomers, low-income households, rural, and Indigenous communities. Today, the organization is led by second-generation siblings Yasmin and Karim Abraham.

Since 2015, Vancity has supported Kambo through the Shared Success Program, helping grow initiatives like Empower Me. Designed and led by the community, Empower Me trains newcomers to become Energy Mentors—equipping them with skills in energy efficiency and climate education so they can support their own communities. For many participants, the program has opened doors to new careers in the energy and sustainability sector, increasing diversity in the industry.

“What I've really appreciated about Vancity is the trust,” said Yasmin Abraham, President of Kambo Energy Group. “It's the relationship. It's a partnership.”

In 2025, Empower Me received \$116,400 from Vancity to deliver multilingual climate and energy efficiency programming across B.C., along with the connection and capacity-building support that continues to strengthen Kambo's leadership and impact.

Appendix

Appendix - Methodology

In general, economic impacts are viewed as being restricted to quantitative, well-established measures of economic activity. The most commonly used of these measures are output, GDP, government tax revenue and employment:



Output is the total gross value of goods and services produced by a given company or industry measured by the price paid to the producer. This is the broadest measure of economic activity.



Gross Domestic Product (“GDP”), or value added, refers to the additional value of a good or service over the cost of inputs used to produce it from the previous stage of production. Thus, GDP is equal to the unduplicated value of goods and services produced.



Government Tax Revenues are the total amount of tax revenues generated for different levels of government. Tax revenues arise from personal income taxes, corporate income taxes, taxes on products, and taxes on production. Please note that because tax revenues can frequently change due to modifications in tax policy, the tax revenue impacts in this report are estimates only and subject to change. They should be viewed as approximate.



Employment is the number of additional jobs created. Employment is typically measured in terms of full-time equivalents (“FTEs”). One FTE may be considered one person-year of employment. That is, one FTE is the equivalent of one person working full-time for a period of one year.

Economic impacts may be estimated at the direct, indirect, and induced levels.

- Direct impacts are due to changes to “front end” businesses that would initially receive operating revenue as a direct consequence of the operations and activities of a facility or industry.
- Indirect impacts arise from changes in activity for suppliers of the “front end” businesses.
- Induced impacts arise from shifts in spending on goods and services as a consequence of changes to the payroll of the directly and indirectly affected businesses.

To estimate the economic impacts of the projects supported by the Program, MNP employed an input-output methodology that uses economic multipliers published by Statistics Canada. Input-output modeling is a widely-used and widely-accepted approach, making it recognizable by many different stakeholders and audiences. The structure of the approach also facilitates easy comparisons between reported results for different projects and facilities.

Methodological Notes

Over the past decade, Vancity's impact framework has evolved to reflect emerging priorities and a more integrated approach to social, environmental, and economic outcomes. For the purposes of this analysis, historical Shared Success data on grants and partnerships from 2015 to 2025 were reviewed and reclassified to align with the Program's current four impact areas, ensuring consistency over time while reflecting how impact is defined today.

Funding previously reported under Indigenous communities, economic inclusion, financial resilience and equity has been consolidated within equity and Reconciliation; investments categorized as impact real estate or affordable housing are reflected under affordable housing; projects formerly classified as energy and environment, environmental sustainability, sustainable jobs, and energy and climate are captured within climate action; and funding for sustainable business, impact business entities, and local and organic food is now included under co-operatives and local economies.

Limitations

This report is provided for information purposes and is intended for general guidance only. It should not be regarded as comprehensive or as a substitute for personalized, professional advice.

We have relied upon the completeness, accuracy, and fair presentation of all information and data obtained from Vancity and public sources believed to be reliable. The accuracy and reliability of the findings and opinions expressed in the presentation are conditional upon the completeness, accuracy, and fair presentation of the information underlying them. As a result, we caution readers not to rely upon any findings or opinions for business or investment purposes and disclaim any liability to any party who relies upon them as such.

The findings and opinions expressed in the report constitute judgments as of the date of the report and are subject to change without notice. MNP is under no obligation to advise of any change brought to its attention which would alter those findings or opinions.



Vancity