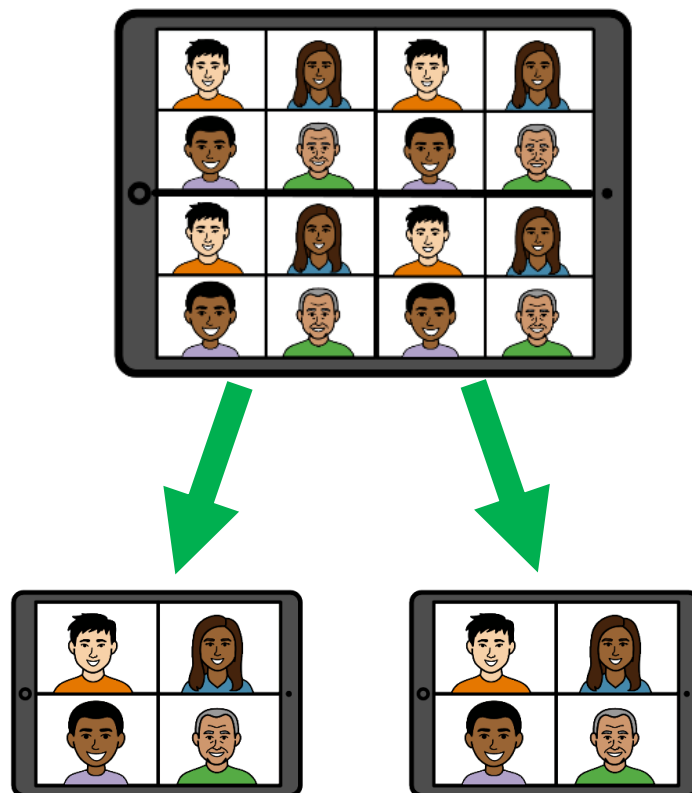




National Disability
Research Partnership



About our meetings



We do our meetings online.

You need the internet.

We use Zoom for big meetings.

We use Teams for small meetings.



You need

- a place you have internet. It may be your home
- a way to use the internet. Like a computer.

You may need help to set it up.



Lots of people come to the meeting. You can

- see them
- hear them.



They can

- see you
- hear you.

But



You choose. You can turn off

- your camera. They can **not** see you
- your microphone. They can **not** hear you.



All our meetings are free. You do **not** pay.



Who is at the meetings?



Lots of people come to our meetings. Like


- people with disabilities
- your family
- people who help you. Like support workers
- people who help you speak up.

We call them advocates.



There are people who

- study disability. They may work at a uni
- know a lot about disability. Like doctors.



There are people from

- the government. They may make rules to help people with disabilities.
- places that help people with disabilities.

We call them service providers.


- more places. Like the NDIS.



Our meetings are in 2 parts



Part 1




We record this part of our meeting.




We put the meeting on You Tube.

You can look at it again. Any person can see it.



Some people will talk.




It may go for 1 hour. Like

- 11 in the morning

11:00

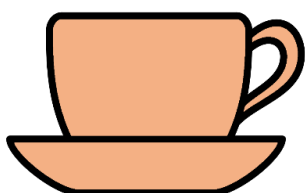


to



- 12 noon.

12:00



We have a break.


The break is 15 minutes.



Part 2.



We talk in small groups.




Part 2 goes for more time. Like

- 12.15 in the afternoon

12:15




to



- 2 in the afternoon.

2:00



We do **not** record part 2.

Other people do not know

- you were at the meeting
- what you said.



Each group has a leader.

The leader tells a story. It may be about

- some research
- a person with disabilities.



It may be this person had a problem. Like


- they leave school soon. They want to get a job
- the school will **not** help them get a job.

They did **not** get good help.



The leader asks questions. Like

- have you had the same problem?
- what did you try?
- how can we fix this problem?



Each person can talk.

The leader says when it is your turn.

This helps each person have a say.



You may need more time. Like

- you use a board to talk
- you need time to think

That is OK. You get the time you need.




You need breaks. That is OK.

You can take a break when you need to.

Like you turn off your camera.



You can type what you think



You can type what you think. Like


- you have a question
- you want to share what you know.




People in the meeting can read it. We call it chat.

We read the chat.

We may talk about what you type.



Tell us you want to come




You want to come to a meeting.

You must tell us.

You can tell us what help you need.

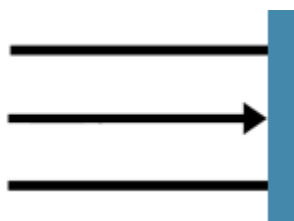
Like a person to sign for you.



Read

Some things you can do.

It is before our meeting.



This is the end of this fact sheet.

Images

We can use the images from



- CHANGE www.changepeople.org
- iStockPhoto
- The Noun Project
- Picto-Selector
- Pixabay
- Tobii-Dynavox.



This is based on information from the
NDRP What to expect from the Evidence to
Action Event. Breakout session 24 July 2025.

Access Easy English wrote the Easy English.

July 2025.



Access
Easy English