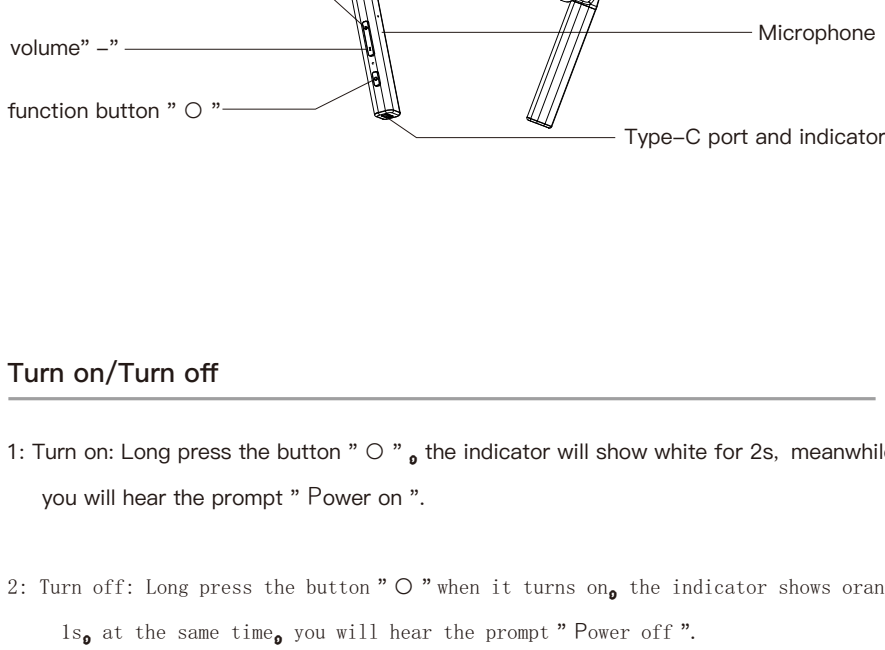


MOONDROP PRESENTS

VOYAGER 旅行者

产品说明书 UserManual 製品の説明

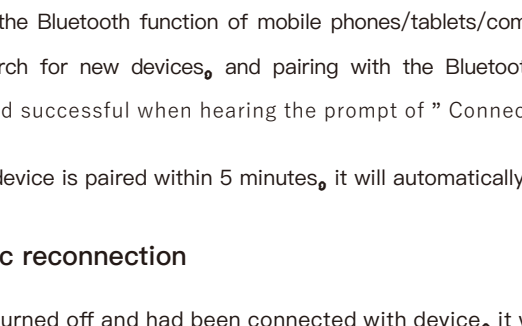
Product overview



Turn on/Turn off

1: Turn on: Long press the button " O ", the indicator will show white for 2s, meanwhile, you will hear the prompt " Power on ".

2: Turn off: Long press the button " O " when it turns on, the indicator shows orange for 1s, at the same time, you will hear the prompt " Power off ".



Connect

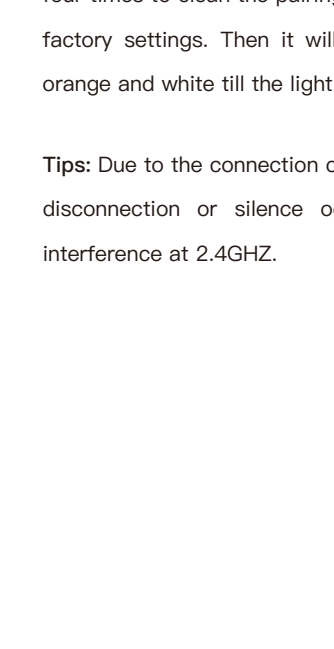
- After turning on, the device enters pairing mode and you will hear the prompt " Paring ", the indicator will alternately flash orange and white till the light of " Pairing failed " disappears. Pairing time last for 2 minutes, and the indicator goes out after 2 minutes.
- Turn on the Bluetooth function of mobile phones/tablets/computers and other devices and search for new devices, and pairing with the Bluetooth device " voyager". It's connected successful when hearing the prompt of " Connected ".

Tips: If no device is paired within 5 minutes, it will automatically turn off.

Automatic reconnection

When it is turned off and had been connected with device, it will automatically connect the previous paired device within 10s after turning on.

Over-distance disconnection automatic reconnection



The connected smartphone will be disconnected if beyond the effective working distance, and the smartphone will be automatically re-connected when it backs the effective working distance within 5 minutes.
It needs to be connected manually in the Bluetooth list if the device can't be automatically re-connected

Disconnect the paired device

Long press the Turn on button for 5s, (Hold the button till hearing the prompt of " Pairing "), then it will enter the pairing mode.
The indicator alternately flashes the orange and white till the light of " Pairing failed " disappears.

Restore factory settings

Open the Bluetooth paired device list, delete the paired Voyager, then click " O " for four times to clean the pairing information, the indicator will show white for 1s to restore factory settings. Then it will enter the pairing mode, the indicator alternately flashes orange and white till the light of " Pairing failed " disappears.

Tips: Due to the connection characteristics of Bluetooth signal, there may be intermittent disconnection or silence occasionally in place with dense electromagnetic signal interference at 2.4GHZ.

Gain setting

Simultaneously long press "+" and "-" for 3s to switch the gain of Voyager, you will hear the prompt of power off, please turn it on and restart manually. After switching the gain, the prompt of low-gain / high-gain works correspondingly.

Charging

It will enter low battery status when the power is lower than 20%, and you'll hear the prompt of " battery low " when using it.

The orange indicator will be on when charging, and the white indicator will be on for 1min when being fully charged.

Function introduction

- Play/pause: Press the button " O " when the mobile phone device is connected, click "+" and "-" for adjusting the volume
Double click "-" or "+" for "previous/next song"

- Answer : Click " O " to answer a call
Reject : double click " O " to reject a call
Hang up : click the " O " to hang up a call

- Double click " O " to call Voice Assistant under non-calling
Click " O " to close Voice Assistant

Emergency reset

Continuous click the " o " button for 10 times under turn on or USB charging, Voyager can be forcibly restarted.

Specifications

Model: Voyager
Bluetooth version: 5.2
Protocol: A2DP/AVRCP/HFP/HSP
Codec protocol: SBC/AAC/aptX/ aptX-HD/ aptX-Adaptive/LHDC
Charging port: Type-C
Working distance: 15m (barrier-free open environment)
Charging time: About 2hours
Battery life: About 12 hours.

After-sales terms

If this product has a non-man-caused failure from the date of shipment, it can enjoy 7 days of return, 15 days of replacement, and 12 months of free maintenance service. **If the damage is caused due to improper use, paid repair service will be provided depending on the condition.** If this device is damaged and meets the warranty conditions, please contact the seller to return it under the guidance of the seller by completing the device after-sales list, and attaching it to this device, package, and purchase receipt.

- This device is a precise electronic product, please avoid putting it in damp, dust, and high/low temperature as well as avoid pulling, collision, and squeezing, to prevent unnecessary damage, which doesn't enjoy 7 days exchange and 1-year free repair.
- Cable breakage, shell deformation, water damage, dust, corrosion or pins broke, tuning material, and unit damage, are out of warranty.
- If the repair can not be provided due to product upgrades within the warranty, we will provide replacement service depending on the condition, and won't enjoy the warranty after replacement.
- If the product has expired the warranty period, and due to product replacement, our company may not be able to provide repair service.
- We will not be able to provide repair service if the device shell or core parts are seriously deformed due to external force.
- The after-sales service period is generally 7-20 days (excluding transportation time), depending on the repair department.
- About warranty of repair/replacement:

If confirming that the product issue is of the quality—built after getting the quality inspections by MOONDROP after-service, it will get repaired/replaced, at that time, the remaining warranty period will be prolonged to 60days if it is less than or equal to 60 days; Meanwhile, it will be counted according to the original warranty period if the remaining warranty period more than 60 days.

Warranty Card

* For repairing, please refer to [After-sales Terms].
* Please fill in this form in detail to ensure that we can provide you with after-sales service.

Product Issues : _____

Purchasing Channel: _____

Purchase date: _____

Receiving Address: _____

Name: _____

Contact Phone: _____

* If you do not fill in completely [Receiving Address], [Customer Name], [Contact Phone], we will not be able to give the product back.

After-sales records

MOONDROP Technology Co., Ltd.

Website: moondroplab.com

Address : Haixia Technology Industry Park, Wenjiang District, Chengdu

