


# Locomotive & Carriage Play Train



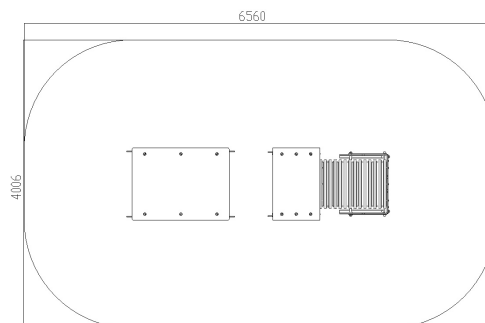
## Technical Data

●	<b>DIMENSIONS</b> <b>3.7 x 1 m</b>
●	<b>SAFETY ZONE</b> <b>4 x 6.6 m</b>

●	<b>HEIGHT</b> <b>1.6 m</b>
●	<b>FREE-FALL HEIGHT</b> <b>0.95 m</b>

Conforms to: BS EN 1176-1:2017

## Dimension Drawing



# Locomotive & Carriage Play Train

## Materials & Construction

Frame: galvanised 40x40mm steel tube, powder-coated

Panels: colour HDPE

Decking: anti-slip film-faced plywood

Tunnel: double-wall PP tube


Fixings: plastic-capped bolts and joints

Warranty: 48 months whole unit / 10yr HDPE / 15yr structural

**In accordance with BS EN 1176-1:2017, this product requires impact-absorbing surfacing appropriate to its free-fall height.**

*The equipment shown is a computer visualisation only; the actual product will look similar. Colours may vary from those shown. Construction materials can be tailored to the customer's requirements. Dimensional tolerance +/- 5cm.*

## Additional Views



## Why Choose This Product

The Locomotive & Carriage Play Train pairs a tunnelled engine with an open seated carriage, giving children room to crawl, climb and play conductor together. Its versatile mid-size footprint suits nurseries, schools and community playgrounds alike.

- Locomotive with crawl tunnel plus an open seated carriage
- Encourages cooperative, imaginative group play
- Galvanised steel frame with UV-stable colour HDPE detailing
- Certified to BS EN 1176-1:2017; 48-month warranty (10yr HDPE, 15yr structural)