

SAMPLE DETAILS
SAMPLE NAME: TIN-BR-1530

Infused, Liquid Edible

CULTIVATOR / MANUFACTURER
Business Name:
License Number:
Address:
DISTRIBUTOR / TESTED FOR
Business Name: cbdMD

License Number:
Address:
SAMPLE DETAIL
Batch Number: 52151L1

Sample ID: 251217L024

Date Collected: 12/17/2025

Date Received: 12/17/2025

Batch Size:
Sample Size: 1.0 unit

Unit Mass: 30 milliliters per Unit

Serving Size: 1 milliliter per Serving

CANNABINOID ANALYSIS - SUMMARY
Total THC: **Not Detected**
Total CBD: **1562.070 mg/unit**
Sum of Cannabinoids: **1589.130 mg/unit**
Total Cannabinoids: **1589.130 mg/unit**

Total THC/CBD is calculated using the following formulas to take into account the loss of a carboxyl group during the decarboxylation step:

 Total THC = Δ^9 -THC + (THCa (0.877))

Total CBD = CBD + (CBDa (0.877))

 Sum of Cannabinoids = Δ^9 -THC + THCa + CBD + CBDa + CBG + CBGa +

 THCV + THCVa + CBC + CBCa + CBDV + CBDVa + Δ^8 -THC + CBL + CBN

 Total Cannabinoids = (Δ^9 -THC+0.877*THCa) + (CBD+0.877*CBDa) +

(CBG+0.877*CBGa) + (THCV+0.877*THCVa) + (CBC+0.877*CBCa) +

 (CBDV+0.877*CBDVa) + Δ^8 -THC + CBL + CBN

Density: 0.9483 g/mL

SAFETY ANALYSIS - SUMMARY
 Δ^9 -THC per Unit: **✓PASS**
 Δ^9 -THC per Serving: **✓PASS**

For quality assurance purposes. Not a Regulatory Hemp Lab Test Report. These results relate only to the sample included on this report. This report shall not be reproduced, except in full, without written approval of the laboratory.

Sample Certification: California Code of Regulations Title 4 Division 19. Department of Cannabis Control Business and Professions Code. Reference: Sections 26100, 26104 and 26110, Business and Professions Code.

Decision Rule: Statements of conformity (e.g. Pass/Fail) to specifications are made in this report without taking measurement uncertainty into account. Where statements of conformity are made in this report, the following decision rules are applied: PASS - Results within limits/specifications, FAIL - Results exceed limits/specifications.

References: limit of detection (LOD), limit of quantification (LOQ), not detected (ND), not tested (NT), $\mu\text{g/g}$ = ppm, $\mu\text{g/kg}$ = ppb



LQC verified by: Michael Pham
 Job Title: Senior Laboratory Analyst
 Date: 12/17/2025



Approved by: Josh Wurzer
 Chief Compliance Officer
 Date: 12/17/2025

Cannabinoid Analysis

Tested by high-performance liquid chromatography with diode-array detection (HPLC-DAD).

Method: QSP 1157 - Analysis of Cannabinoids by HPLC-DAD

TOTAL THC: **Not Detected**

Total THC (Δ^9 -THC+0.877*THCa)

TOTAL CBD: **1562.070 mg/unit**

Total CBD (CBD+0.877*CBDa)

TOTAL CANNABINOIDS: **1589.130 mg/unit**

Total Cannabinoids (Total THC) + (Total CBD) + (Total CBG) + (Total THCV) + (Total CBC) + (Total CBDV) + Δ^8 -THC + CBL + CBN

TOTAL CBG: **12.540 mg/unit**

Total CBG (CBG+0.877*CBGa)

TOTAL THCV: **ND**

Total THCV (THCV+0.877*THCVa)

TOTAL CBC: **ND**

Total CBC (CBC+0.877*CBCa)

TOTAL CBDV: **6.480 mg/unit**

Total CBDV (CBDV+0.877*CBDVa)

CANNABINOID TEST RESULTS - 12/17/2025

COMPOUND	LOD/LOQ (mg/mL)	MEASUREMENT UNCERTAINTY (mg/mL)	RESULT (mg/mL)	RESULT (%)
CBD	0.004 / 0.011	±1.9422	52.069	5.4908
CBG	0.002 / 0.006	±0.0203	0.418	0.0441
CBN	0.001 / 0.007	±0.0077	0.268	0.0283
CBDV	0.002 / 0.012	±0.0088	0.216	0.0228
Δ^9 -THC	0.002 / 0.014	N/A	ND	ND
Δ^8 -THC	0.01 / 0.02	N/A	ND	ND
THCa	0.001 / 0.005	N/A	ND	ND
THCV	0.002 / 0.012	N/A	ND	ND
THCVa	0.002 / 0.019	N/A	ND	ND
CBDa	0.001 / 0.026	N/A	ND	ND
CBDVa	0.001 / 0.018	N/A	ND	ND
CBGa	0.002 / 0.007	N/A	ND	ND
CBL	0.003 / 0.010	N/A	ND	ND
CBC	0.003 / 0.010	N/A	ND	ND
CBCa	0.001 / 0.015	N/A	ND	ND
SUM OF CANNABINOIDS			52.971 mg/mL	5.5859%

Unit Mass: 30 milliliters per Unit / Serving Size: 1 milliliter per Serving

Δ^9 -THC per Unit	110 per-package limit	ND	PASS
Δ^9 -THC per Serving		ND	PASS
Total THC per Unit		ND	
Total THC per Serving		ND	
CBD per Unit		1562.070 mg/unit	
CBD per Serving		52.069 mg/serving	
Total CBD per Unit		1562.070 mg/unit	
Total CBD per Serving		52.069 mg/serving	
Sum of Cannabinoids per Unit		1589.130 mg/unit	
Sum of Cannabinoids per Serving		52.971 mg/serving	
Total Cannabinoids per Unit		1589.130 mg/unit	
Total Cannabinoids per Serving		52.971 mg/serving	

DENSITY TEST RESULT

0.9483 g/mL

Tested 12/17/2025

Method: QSP 7870 - Sample Preparation

NOTES

Sample serving mass provided by client. Sample unit mass provided by client.

TIN-BR-1530

Sample ID: SA-251125-73218

Batch: 52151L1

Type: Finished Product - Ingestible

Matrix: Oil / Liquid - MCT Oil

Serving Size (g):

Unit Volume (mL): , Density (g/mL): 0.95396



Received: 11/26/2025

Completed: 12/10/2025

Terpenes by GC-MS

Analyte	LOD (%)	LOQ (%)	Result (%)	Analyte	LOD (%)	LOQ (%)	Result (%)
α-Bisabolol	0.002	0.01	ND	Limonene	0.002	0.01	0.0814
(+)-Borneol	0.002	0.01	ND	Linalool	0.002	0.01	<LOQ
Camphene	0.002	0.01	ND	β-myrcene	0.002	0.01	ND
Camphor	0.004	0.02	ND	Nerol	0.002	0.01	ND
3-Carene	0.002	0.01	ND	cis-Nerolidol	0.002	0.01	ND
β-Caryophyllene	0.002	0.01	ND	trans-Nerolidol	0.002	0.01	ND
Caryophyllene Oxide	0.002	0.01	ND	Ocimene	0.002	0.01	ND
α-Cedrene	0.002	0.01	ND	α-Phellandrene	0.002	0.01	ND
Cedrol	0.002	0.01	ND	α-Pinene	0.002	0.01	ND
Eucalyptol	0.002	0.01	ND	β-Pinene	0.002	0.01	ND
Fenchone	0.004	0.02	ND	Pulegone	0.002	0.01	ND
Fenchyl Alcohol	0.002	0.01	ND	Sabinene	0.002	0.01	ND
Geraniol	0.002	0.01	ND	Sabinene Hydrate	0.002	0.01	ND
Geranyl Acetate	0.002	0.01	ND	α-Terpinene	0.002	0.01	ND
Guaiol	0.002	0.01	ND	γ-Terpinene	0.002	0.01	ND
Hexahydrothymol	0.002	0.01	ND	α-Terpineol	0.001	0.005	ND
α-Humulene	0.002	0.01	ND	γ-Terpineol	0.001	0.005	ND
Isoborneol	0.002	0.01	ND	Terpinolene	0.002	0.01	ND
Isopulegol	0.002	0.01	ND	Valencene	0.002	0.01	ND
Total Terpenes (%)							0.0910

ND = Not Detected; NT = Not Tested; UA = Unsuitable for Analysis; NR = Sample matrix interference present which may affect accuracy of results; LOD = Limit of Detection; LOQ = Limit of Quantitation; P = Pass; F = Fail; RL = Reporting Limit; Values over action limits may be estimates




 Generated By: Ryan Bellone
 Commercial Director
 Date: 12/10/2025



 Tested By: Kelsey Rogers
 Scientist
 Date: 12/05/2025

TIN-BR-1530

Sample ID: SA-251125-73218
 Batch: 52151L1
 Type: Finished Product - Ingestible
 Matrix: Oil / Liquid - MCT Oil
 Serving Size (g):
 Unit Volume (mL): , Density (g/mL): 0.95396

Received: 11/26/2025
 Completed: 12/10/2025

Heavy Metals by ICP-MS

Analyte	LOD (ppm)	LOQ (ppm)	Result (ppm)
Arsenic	0.002	0.02	ND
Cadmium	0.002	0.02	ND
Lead	0.005	0.05	<LOQ
Mercury	0.005	0.01	ND

ND = Not Detected; NT = Not Tested; UA = Unsuitable for Analysis; NR = Sample matrix interference present which may affect accuracy of results; LOD = Limit of Detection; LOQ = Limit of Quantitation; P = Pass; F = Fail; RL = Reporting Limit; Values over action limits may be estimates



Generated By: Ryan Bellone
 Commercial Director
 Date: 12/10/2025



Tested By: Annie Velazquez
 Laboratory Technician
 Date: 12/04/2025

TIN-BR-1530

Sample ID: SA-251125-73218

Batch: 52151L1

Type: Finished Product - Ingestible

Matrix: Oil / Liquid - MCT Oil

Serving Size (g):

Unit Volume (mL): , Density (g/mL): 0.95396

Received: 11/26/2025

Completed: 12/10/2025

Pesticides by LC-MS/MS and GC-MS/MS

Analyte	LOD (ppb)	LOQ (ppb)	Result (ppb)	Analyte	LOD (ppb)	LOQ (ppb)	Result (ppb)
Abamectin	30	100	ND	Hexythiazox	30	100	ND
Acephate	30	100	ND	Imazalil	30	100	ND
Acequinocyl	30	100	NR	Imidacloprid	30	100	ND
Acetamiprid	30	100	ND	Kresoxim methyl	30	100	ND
Aldicarb	30	100	ND	Malathion	30	100	ND
Azoxystrobin	30	100	ND	Metalaxyl	30	100	ND
Bifenazate	30	100	ND	Methiocarb	30	100	ND
Bifenthrin	30	100	ND	Methomyl	30	100	ND
Boscalid	30	100	ND	Mevinphos	30	100	ND
Carbaryl	30	100	ND	Myclobutanil	30	100	ND
Carbofuran	30	100	ND	Naled	30	100	ND
Chloranthraniliprole	30	100	ND	Oxamyl	30	100	ND
Chlorfenapyr	30	100	ND	Paclobutrazol	30	100	ND
Chlormequat chloride	30	100	ND	Permethrin	30	100	ND
Chlorpyrifos	30	100	ND	Phosmet	30	100	ND
Clofentezine	30	100	ND	Piperonyl Butoxide	30	100	ND
Coumaphos	30	100	ND	Prallethrin	30	100	ND
Cypermethrin	30	100	NR	Propiconazole	30	100	ND
Daminozide	30	100	ND	Propoxur	30	100	ND
Diazinon	30	100	ND	Pyrethrins	30	100	ND
DDVP (Dichlorvos)	30	100	ND	Pyridaben	30	100	ND
Dimethoate	30	100	ND	Spinetoram	30	100	ND
Dimethomorph	30	100	ND	Spinosad	30	100	ND
Ethoprophos	30	100	ND	Spiromesifen	30	100	ND
Etofenprox	30	100	ND	Spirotetramat	30	100	ND
Etoxazole	30	100	ND	Spiroxamine	30	100	ND
Fenhexamid	30	100	ND	Tebuconazole	30	100	ND
Fenoxycarb	30	100	ND	Thiacloprid	30	100	ND
Fenpyroximate	30	100	ND	Thiamethoxam	30	100	ND
Fipronil	30	100	ND	Trifloxystrobin	30	100	ND
Fonicamid	30	100	ND				
Fludioxonil	30	100	ND				

ND = Not Detected; NT = Not Tested; UA = Unsuitable for Analysis; NR = Sample matrix interference present which may affect accuracy of results; LOD = Limit of Detection; LOQ = Limit of Quantitation; P = Pass; F = Fail; RL = Reporting Limit; Values over action limits may be estimates



 Generated By: Ryan Bellone
 Commercial Director
 Date: 12/10/2025



 Authorized By: Jasper van Heemst
 Principal Scientist
 Date: 12/10/2025

TIN-BR-1530

Sample ID: SA-251125-73218
 Batch: 52151L1
 Type: Finished Product - Ingestible
 Matrix: Oil / Liquid - MCT Oil
 Serving Size (g):
 Unit Volume (mL): , Density (g/mL): 0.95396

Received: 11/26/2025
 Completed: 12/10/2025

Mycotoxins by LC-MS/MS

Analyte	LOD (ppb)	LOQ (ppb)	Result (ppb)
B1	1	5	ND
B2	1	5	ND
G1	1	5	ND
G2	1	5	ND
Ochratoxin A	1	5	ND

ND = Not Detected; NT = Not Tested; UA = Unsuitable for Analysis; NR = Sample matrix interference present which may affect accuracy of results; LOD = Limit of Detection; LOQ = Limit of Quantitation; P = Pass; F = Fail; RL = Reporting Limit; Values over action limits may be estimates



Generated By: Ryan Bellone
 Commercial Director
 Date: 12/10/2025



Tested By: Jasper van Heemst
 Principal Scientist
 Date: 12/10/2025

TIN-BR-1530

Sample ID: SA-251125-73218
 Batch: 52151L1
 Type: Finished Product - Ingestible
 Matrix: Oil / Liquid - MCT Oil
 Serving Size (g):
 Unit Volume (mL): , Density (g/mL): 0.95396

Received: 11/26/2025
 Completed: 12/10/2025


Microbials by PCR and Plating

Analyte	LOD (CFU/g)	Result (CFU/g)	Result (Qualitative)
Total aerobic count	10	ND	
Total coliforms	10	ND	
Generic E. coli	10	ND	
Listeria mono.	1		Not Detected per 1 gram
Salmonella spp.	1		Not Detected per 1 gram
Shiga-toxin producing E. coli (STEC)	1		Not Detected per 1 gram
Total yeast and mold count (TYMC)	10	ND	

ND = Not Detected; NT = Not Tested; UA = Unsuitable for Analysis; NR = Sample matrix interference present which may affect accuracy of results; LOD = Limit of Detection; LOQ = Limit of Quantitation; CFU = Colony Forming Units; P = Pass; F = Fail; RL = Reporting Limit



Generated By: Ryan Bellone
 Commercial Director
 Date: 12/10/2025



Tested By: Sara Cook
 Laboratory Technician
 Date: 12/05/2025

TIN-BR-1530

Sample ID: SA-251125-73218

Batch: 52151L1

Type: Finished Product - Ingestible

Matrix: Oil / Liquid - MCT Oil

Serving Size (g):

Unit Volume (mL): , Density (g/mL): 0.95396

Received: 11/26/2025

Completed: 12/10/2025

Residual Solvents by HS-GC-MS

Analyte	LOD (ppm)	LOQ (ppm)	Result (ppm)	Analyte	LOD (ppm)	LOQ (ppm)	Result (ppm)
Acetone	33	100	ND	Ethylene Oxide	0.5	1	ND
Acetonitrile	14	41	ND	Heptane	33	100	ND
Benzene	0.5	1	ND	n-Hexane	2	6	ND
Butane	33	100	ND	Isobutane	33	100	ND
1-Butanol	167	500	ND	Isopropyl Acetate	167	500	ND
2-Butanol	167	500	ND	Isopropyl Alcohol	167	500	ND
2-Butanone	167	500	ND	Isopropylbenzene	167	500	ND
Chloroform	2	6	ND	Methanol	20	60	ND
Cyclohexane	129	388	ND	2-Methylbutane	10	29	ND
1,2-Dichloroethane	0.5	1	ND	Methylene Chloride	20	60	ND
1,2-Dimethoxyethane	4	10	ND	2-Methylpentane	2	6	ND
Dimethyl Sulfoxide	167	500	ND	3-Methylpentane	2	6	ND
N,N-Dimethylacetamide	37	109	ND	n-Pentane	33	100	ND
2,2-Dimethylbutane	2	6	ND	1-Pentanol	167	500	ND
2,3-Dimethylbutane	2	6	ND	n-Propane	33	100	ND
N,N-Dimethylformamide	30	88	ND	1-Propanol	167	500	ND
2,2-Dimethylpropane	167	500	ND	Pyridine	7	20	ND
1,4-Dioxane	13	38	ND	Tetrahydrofuran	24	72	ND
Ethanol	167	500	ND	Toluene	6	18	ND
2-Ethoxyethanol	6	16	ND	Trichloroethylene	3	8	ND
Ethyl Acetate	33	100	ND	Xylenes (o-, m-, and p-)	14	43	ND
Ethyl Ether	167	500	ND				
Ethylbenzene	3	7	ND				

ND = Not Detected; NT = Not Tested; UA = Unsuitable for Analysis; NR = Sample matrix interference present which may affect accuracy of results; LOD = Limit of Detection; LOQ = Limit of Quantitation; P = Pass; F = Fail; RL = Reporting Limit; Values over action limits may be estimates



 Generated By: Ryan Bellone
 Commercial Director
 Date: 12/10/2025



 Tested By: Kelsey Rogers
 Scientist
 Date: 12/02/2025