

## Indigenous Art in Canada A PBLA-Aligned Learning Module

### For Learners

- Goal Setting Task
- Skill-Building Activities
- Skill-Using Tasks
- Reflection Task



Funded by:

Financé par :



Immigration, Refugees  
and Citizenship Canada

Immigration, Réfugiés  
et Citoyenneté Canada

We welcome and appreciate all feedback. Please fill out our anonymous survey after using the module.

[Click here to fill in the feedback form.](#)



**Development Team:**

Writer: Emily Albertsen

Subject-Matter Expert: Suzanne Clavelle-Christensen

Artist: Jessica Jerome

2026 TIES

This work is licensed under the Creative Commons Attribution-NonCommercial-ShareAlike 4.0 International License. To view a copy of this license, visit: <http://creativecommons.org/licenses/by-nc-sa/4.0/> (Reproduction of this material is permitted for non-commercial, educational use only as stipulated in the above CC license)

# Table of Contents

---

## Getting Started

Vocabulary List.....	5
Vocabulary Cards.....	6
Goal-Setting Task.....	9

## Listening Activities

Listen to Language about Art.....	12
Match the Description to the Art.....	14
Listen to Descriptions of Paintings.....	15
Listen to Introductions.....	16
Skill-Using Task: Listen to a Dialogue with an Artist.....	17

## Speaking Activities

Talk about Yourself.....	19
Talk about What You Like.....	20
Introduce Your Partner.....	21
Talk about Colours.....	22
Skill-Using Task: Introduce Yourself to a Partner.....	24

## Reading Activities

Read about Indigenous Peoples and First Nations.....	27
Read about Colours.....	29
Understand Art Vocabulary.....	31
Read a Description of Art.....	33
Skill-Using Task: Jessica Jerome: A Mi'kmaw Artist.....	35

## Writing Activities

Write Addresses.....	38
Write Phone Numbers.....	39
Edit Contact Information.....	40
Copy Contact Information.....	41
Skill-Using Task: Fill in a Form for an Indigenous Art Workshop.....	43

<b>Reflection Task.....</b>	<b>45</b>
-----------------------------	-----------



# Getting Started



## **Art**

artist  
celebrate  
culture  
workshop

## **Types of Art**

bead  
paint  
carve  
quill  
totem pole

## **Shapes and Colours**

pattern  
red  
orange  
yellow  
green  
blue  
purple

## **Materials**

stone  
bone  
antler

## **Animals**

eagle  
buffalo  
porcupine  
bear

## **Indigenous Peoples**

First Nations  
Indigenous  
Mi'kmaw  
Cree  
Haida

## **Personal Information Words**

street  
postal code



**artist**



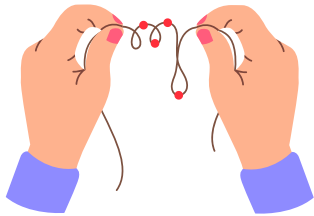
**celebrate**



**culture**



**workshop**



**bead**



**paint**




**carve**



**quill**



**totem pole**



**pattern**



**stone**



**bone**




**antler**



**eagle**



**buffalo**

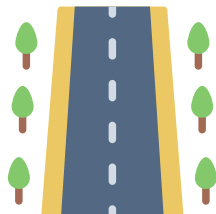


**porcupine**



**bear**

A1B 2C3  
**postal code**



**street**

**First Nations, Inuit, and  
Métis Peoples**

**Indigenous**



**Mi'kmaq**  
**(Mi'kmaw People)**



**Cree**



**Haida**

**1 of 3 Groups of Indigenous Peoples in Canada**

**First Nation**



**red**



**orange**



**yellow**



**green**



**blue**



**purple**

# Goal Setting: Indigenous Art in Canada

## Instructions

Answer the questions. What can you do now? What do you want to learn?

### Check one:

I can use words about art.

No     With Help     Yes

I can listen to an introduction.

No     With Help     Yes

I can introduce myself.

No     With Help     Yes

I can read about Indigenous art.

No     With Help     Yes

I can fill in a registration form.

No     With Help     Yes



# Goal Setting: Indigenous Art in Canada

What do you want to learn about? Choose 2 things from the list.

1. \_\_\_\_\_

\_\_\_\_\_

2. \_\_\_\_\_

\_\_\_\_\_

How will you practice English?

- Talk with my classmates
- Speak English outside of class
- Watch videos in English
- Listen to the radio in English
- Read words or sentences in the newspaper
- Look at English websites
- Write a list of English words



# Listening Activities



**Instructions**

Listen to the words. Circle what you hear.

1.

red



blue



purple



2.

yellow



black



blue



3.

orange



yellow



green



4.

eagle



bear



buffalo



5.

bear



porcupine



eagle



6.

porcupine



bear



buffalo



7.

bear



eagle



whale




8.

purple



pattern



porcupine



# Listening Skill-Building Activity CLB 1/2

## Match the Description to the Art

### Instructions

Listen. Write the number.



Artist: Jessica Jerome



Artist: Unknown; Brooklyn Museum



Artist: Manasie Akpaliapik



Artist: Jessica Jerome

# Listening Skill-Building Activity CLB 1/2

## Listen to Descriptions of Paintings

### Instructions

Listen. Write the number.



Artist: Jessica Jerome



Artist: Jessica Jerome



Artist: Jessica Jerome



Artist: Jessica Jerome

### Instructions

Listen to the introductions. Circle the First Nation and the art.

Listen to the audio:



1. Angela

- a. Cree
- b. Haida
- c. Mi'kmaw

2. Thomas

- a. Cree
- b. Haida
- c. Mi'kmaw

3. Jason

- a. Cree
- b. Haida
- c. Mi'kmaw

4. Leah

- a. Cree
- b. Haida
- c. Mi'kmaw

5. Angela

- a. paint
- b. carve
- c. bead and quill

6. Thomas

- a. paint
- b. carve
- c. bead and quill

7. Jason

- a. paint
- b. carve
- c. bead and quill

8. Leah

- a. paint
- b. carve
- c. bead and quill

# Skill-Using Task

## Listen to a Dialogue with an Artist

### 1 - Interacting with Others



#### Instructions

Listen to the dialogue. Answer the questions.

Listen to the audio:



1. What is his name?
  - a. Ted
  - b. Terry
  - c. Tim
  
2. What is his job?
  - a. teacher
  - b. nurse
  - c. artist
  
3. What First Nation is he from?
  - a. Cree
  - b. Haida
  - c. Mi'kmaw
  
4. What does he make? Circle 2.
  - a. paint
  - b. quill
  - c. bead
  - d. carve



# Speaking Activities



**Instructions**

Answer the questions below. Use these answers to introduce yourself to the class.

1. What is your name?
2. How do you spell that?
3. Where are you from?
4. What language(s) do you speak?



# Speaking Skill-Building Activity CLB 1/2

## Talk about What You Like

### Instructions

Work with a partner. Talk about what you like to do.

1. Do you like art?
2. Do you like to make things?
3. What do you make?

paint



sew



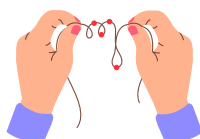
build



draw



bead



dance



sing



quill



write



carve



knit



tell stories



# Speaking Skill-Building Activity CLB 1/2

## Introduce Your Partner

### Instructions

Work with a partner. Ask your partner questions. Introduce your partner to the class.

1. What is your name?
2. Where are you from?
3. What language(s) do you speak?
4. Do you like art?
5. Do you like to make things?
6. What do you make?

paint



sew



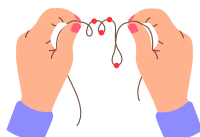
build



draw



bead



dance



sing



quill



write



carve



knit



tell stories



**Instructions**

Work with a partner. Say the colours in the art.

**Colours**

red



black



orange



brown



yellow




white



green



pattern



blue



purple



Speaking Skill-Building Activity CLB 3/4  
Talk about Colours and Shapes



Artist: Jessica Jerome



Artist: Jessica Jerome

# Skill-Using Task

## Introduce Yourself to a Partner

### 4 - Sharing Information



#### **Instructions**

Introduce yourself to your partner. Listen to your partner. Use the checklist.

Tell your partner:

- your name
- how to spell your name
- where you are from
- what language(s) you speak
- do you like art
- what you like to make



# Skill-Using Task

## Introduce Yourself to a Partner

### 4 - Sharing Information



#### My partner:

Says their name

#### Check one:

No  A little  Yes

Spells their name

No  A little  Yes

Says where they are from

No  A little  Yes

Says their language

No  A little  Yes

Talks about art and making things

No  A little  Yes



# Reading Activities



**Instructions**

Read. Answer the questions.

## Indigenous Peoples in Canada

The Indigenous Peoples are the first Peoples in Canada. Some Indigenous Peoples are called First Nations.

There are many different First Nations in Canada.

- The Haida come from western Canada.
- The Cree come from central Canada.
- The Mi'kmaq come from eastern Canada.



## Reading Skill-Building Activity CLB 1/2

### Read about Indigenous Peoples and First Nations

1. Indigenous Peoples were in Canada first.
  - a. Yes
  - b. No
2. There is only one First Nation in Canada.
  - a. Yes
  - b. No
3. Haida, Cree, and Mi'kmaw Peoples are all Indigenous.
  - a. Yes
  - b. No
4. Write the First Nation on the correct place on the map.



**Instructions**


Read. Answer the questions.



Artist: Manasie Akpaliapik

This is a stone carving.  
The carving is **green**.

Circle **green**.



Artist: Jessica Jerome

This is a painting.  
The painting is **red**.

Circle **red**.





Artist: Jessica Jerome

This is a hat with beads.

The beads are **orange**.

Circle **orange**.



Artist: Unknown

This is a box with quills.

The quills are **yellow**.

Circle **yellow**.



Artist: Unknown

This is a stone carving.

The carving is **green**.

Circle **green**.



**Instructions**

Read the article below. Write the words by the correct pictures.

Traditional Indigenous Art

Traditional Indigenous artists use things from the world around them.

Cree artists **paint** on **buffalo** skin.

Haida artists **carve totem poles** from trees.

Mi'kmaq artists use **beads** and **quills**.

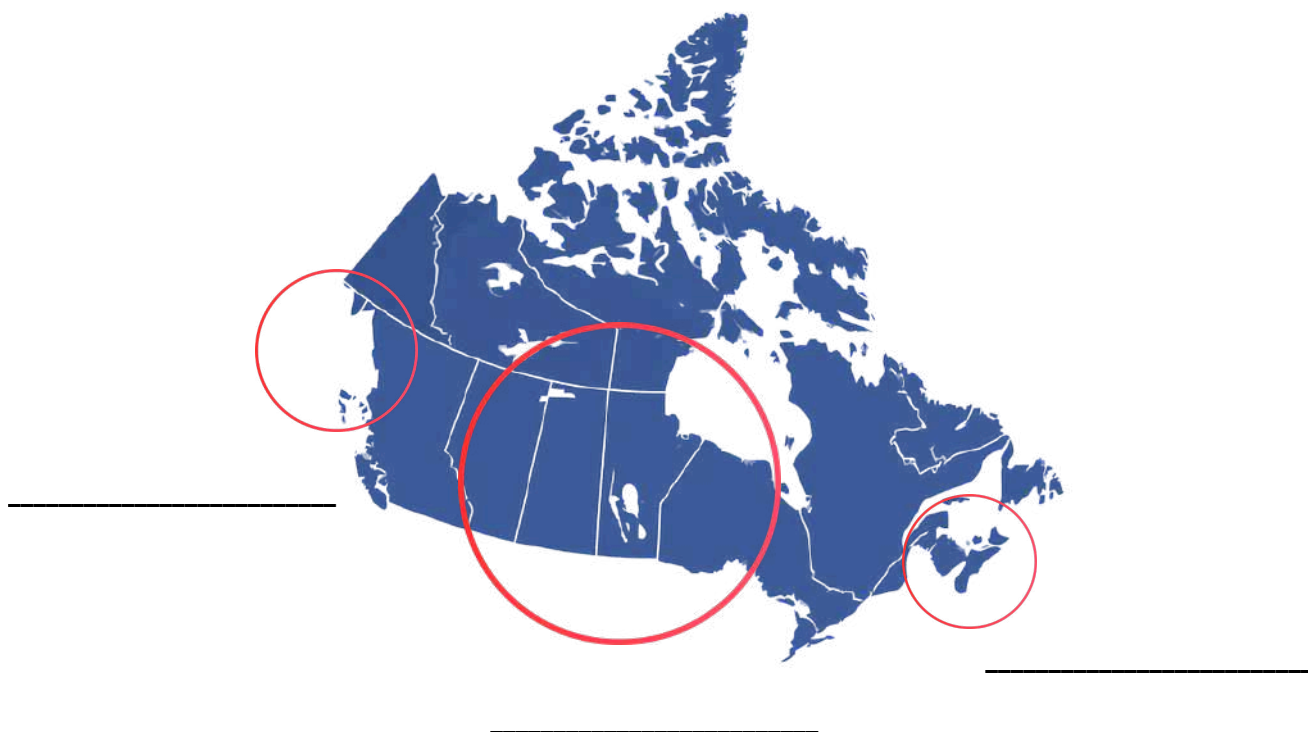


**Note to Instructors:**

“Mi'kmaw” is an adjective or a noun that refers to a single person.

“Mi'kmaq” is a plural noun to refer to the People.

Where are they from? Write **Cree**, **Haida**, and **Mi'kmaq** on the lines.



# Reading Skill-Building Activity CLB 1/2

## Understand Art Vocabulary

Write the words by the pictures.

totem pole

carve

bead

paint

quill

buffalo



\_\_\_\_\_



\_\_\_\_\_



\_\_\_\_\_



\_\_\_\_\_



\_\_\_\_\_



\_\_\_\_\_

**Instructions**

Read the description of the artwork. Answer the questions.



Artist: Jessica Jerome

*The Whales by Jessica Jerome*

Jessica Jerome made this picture. She made it on a computer. She is a Mi'kmaw artist. She lives in Nova Scotia. The picture is blue and white. It is a picture of whales.

## Reading Skill-Building Activity CLB 1/2

### Read a Description of Art

1. What is the name of the artist?

---

2. How did she make it?

---

3. Name two colours in the art.

---

---

4. What animal is in the art?

---

---



# Skill-Using Task

## Jessica Jerome: A Mi'kmaw Artist

### 4 - Comprehending Information



#### Instructions

Read. Answer the questions.

#### Jessica Jerome

Jessica Jerome is a Mi'kmaw artist. She paints. She beads. She makes art on a computer. She also makes art for picture books.

Jessica is married. She has two children. She was born in Quebec. Today she lives in Nova Scotia.



# Skill-Using Task

## Jessica Jerome: A Mi'kmaw Artist

### 4 - Comprehending Information




1. What art does she make? Circle 3.
  - a. paint
  - b. art on a computer
  - c. quill
  - d. bead
2. Jessica makes art for books.
  - a. Yes
  - b. No
3. Jessica makes art for the government.
  - a. Yes
  - b. No
4. Jessica is married.
  - a. Yes
  - b. No
5. Jessica has three children.
  - a. Yes
  - b. No
6. Jessica lives in Quebec now.
  - a. Yes
  - b. No



# Writing Activities



 In Canada, an address has parts:

Use a capital letter for the street name, city, province, and postal code!

apartment number

street number

street name

**32-108 Main Street**

city → **Calgary, Alberta** ← province

postal code → **T1R 3B8**

**Instructions**

Write the addresses.

Your address:

Number:  Street:

Town/City:  Province:

Postal Code:

Your school's address:


Number:  Street:

Town/City:  Province:

Postal Code:

Check: Did you use capital letters?



 In Canada, a phone number has 2 parts:

**(514) 555-6219**



area code



phone number

**Instructions**

Write the phone numbers. Use brackets ( ) and a hyphen –

For example: 6045557328    (604) 555-7328

1. 2045559376 \_\_\_\_\_
2. 5195559231 \_\_\_\_\_
3. 9065551288 \_\_\_\_\_
4. 4035559327 \_\_\_\_\_
5. 4195552109 \_\_\_\_\_
6. 3195553044 \_\_\_\_\_
7. 7025559271 \_\_\_\_\_
8. 2065552286 \_\_\_\_\_
9. 6235552139 \_\_\_\_\_
10. 9025556832 \_\_\_\_\_

**Instructions**

Where do the capital letters go? Copy the addresses. Fix the mistakes.

426 main street

\_\_\_\_\_

winnipeg, manitoba

\_\_\_\_\_

r3k 1m3

\_\_\_\_\_

1402 gottingen street

\_\_\_\_\_

halifax, nova scotia

\_\_\_\_\_

b2K 6P3

\_\_\_\_\_

871 addison avenue

\_\_\_\_\_

prince george, bc

\_\_\_\_\_

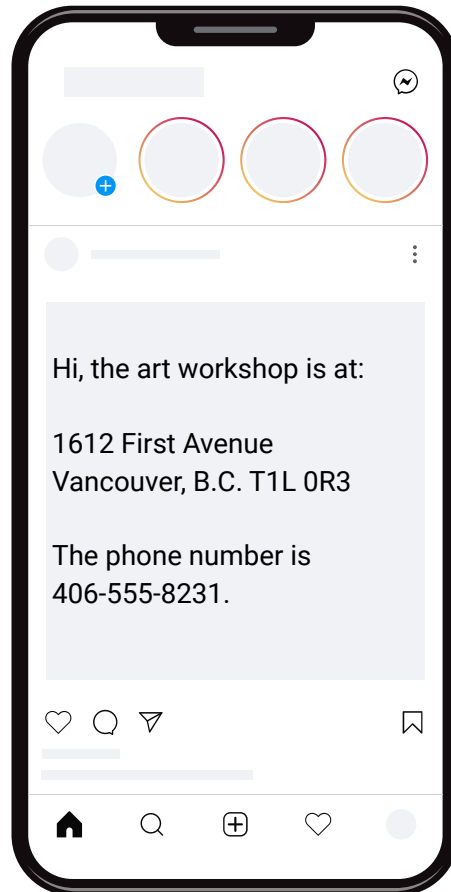
v1lp 9m9

\_\_\_\_\_



**Instructions**

Copy the contact information.



Number:  Street:

Town/City:  Province:

Postal Code:

Phone Number:

## Learn to Bead

#2-427 Broadview Street  
Brandon, Manitoba  
R2B 9P3



Call: (204) 555-9332

Number:  Street:

Town/City:  Province:

Postal Code:

Phone Number:



#### Instructions

Fill in the form. Use your own information.

## Indigenous Art Workshop Registration Form

First Name:  Last Name:

Number:  Street:

Town/City:  Province:

Postal Code:

Phone Number:

# Reflection Tasks



# Reflection Task: Indigenous Art in Canada

## Instructions

What can you do now?

Check one:

I can use words about art.

No     With Help     Yes

I can listen to an introduction.

No     With Help     Yes

I can introduce myself.

No     With Help     Yes

I can read about Indigenous art.

No     With Help     Yes

I can fill in a registration form.

No     With Help     Yes

Write words you learned.

---

---

---