

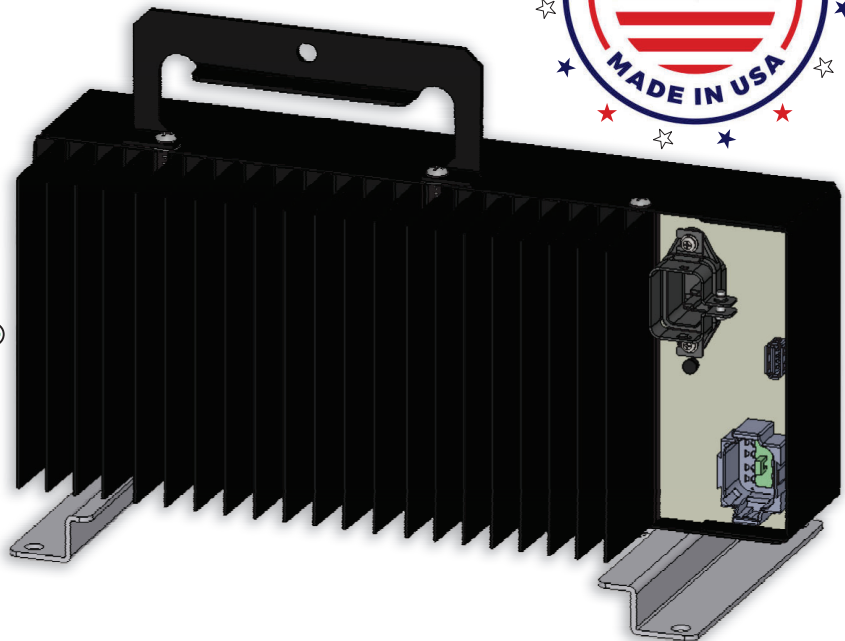


TT★650W



AVAILABLE MODELS

48V / 13.5A	36V / 18A	24V / 25A
33000	33100	33200



AMERICAN MADE

Enjoy peace of mind with superior quality and reliability, thanks to the TT650W, proudly designed and manufactured in the Heartland of the USA.



DURABILITY

Minimize downtime and maintenance costs with a product built to last, even in the toughest environments, thanks to the natural convection-cooled (fanless) design and encapsulated electronics.



FLEXIBILITY

Simplify your operations with a product that adapts to your needs, offering easy integration into any application with CAN bus communication, BMS wake-up capabilities, modular cordsets/wire harnesses, on-board and shelf use, and multiple mounting options.



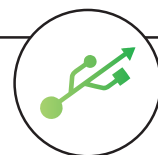
U.S. SUPPORT

Keep everything running smoothly with unmatched U.S. based technical support and solutions from a team dedicated to your success and backed by 60+ years of expertise.



PERFORMANCE

Extend battery life and improve performance with the TT650W, powered by advanced charging algorithms like Progressive DV/DT. The chargers also feature CAN bus topologies for use with leading lithium battery manufacturers.



USB CONNECTIVITY

Effortlessly track charge cycles for quick troubleshooting or upgrade software directly through the USB host port. Enjoy the convenience of in-field updates and faster issue resolution, keeping your equipment running smoothly.

SPECIFICATIONS

AC INPUT

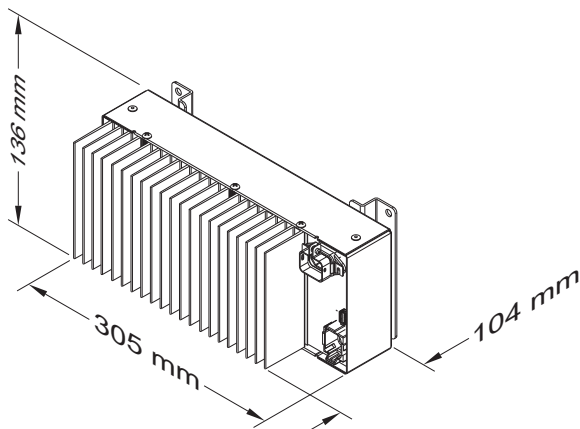
Voltage range, rated	100-240 Vac
Voltage range, operating	85-265 Vac (< 108 Vac: reduced power)
Frequency, rated	50-60 Hz
Frequency, operating	45-65 Hz
Phase	Single-phase
Current, maximum	< 8 A
Efficiency	> 90% peak, DOE test procedure, 115Vac, AC and DC losses included
Protection	Current limit, surge, transient, under voltage, over voltage

DC OUTPUT

Power	650 W		
Voltage, nominal	24 Vdc	36 Vdc	48 Vdc
Voltage, maximum	36 Vdc	54 Vdc	72 Vdc
Current, maximum	25 A	18 A	13.5 A
Voltage, min start-up	10 Vdc		
Battery types	Lead-acid (Wet / AGM / TPPL / Gel), lithium (LifePO4 / NMC / others), & custom		
Protection	Current limit, short circuit, reverse polarity, under voltage, over voltage, wrong battery voltage		

ENVIRONMENTAL

Enclosure rating	IP66, NEMA 4
Operating temperature	-25 °C to 60 °C (-13 °F to 140 °F)
Storage temperature	-40 °C to 85 °C (-40 °F to 185 °F)



USER & VEHICLE INTERFACES

LED	RGB LED for charge status
Wake-up signal	Two wire interface allows battery management system to wake-up when AC power is present
USB	Port for software and profile updates, history records and data logging
CAN bus	CANopen, SAE J1939, CAN 2.0

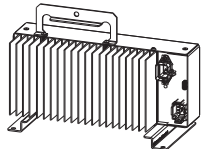
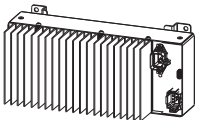
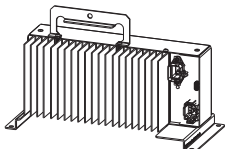

MECHANICAL

Dimensions (LxWxH), (removable brackets & handle not included)	305 x 104 x 136 mm (12.06 x 4.13 x 5.35 in)
Weight	10 lbs. (4.54 Kgs)
Cooling	Natural convection (no fan)
AC input connector	IEC 60320 C14 inlet with cord clamp
DC output connector	8-pin Deutsch
BMS wake-up connector	8-pin Deutsch
CAN bus connector	8-pin Deutsch
USB connector	USB-A port
Mounting	Shelf & on-board (see detail below)
Handle	Carrying handle optional

SAFETY/REGULATORY

Efficiency	U.S. Department of Energy (DOE); California Energy Commission (CEC); Natural Resources Canada (NRCAN) (pending)
Safety / Emissions	UL 1564 & CAN/CSA-C22.2 NO. 107.2-01 (compliant); FCC Part 15; ICES-003

AVAILABLE MOUNTING BRACKETS

Summit II 650W (Shelf & On-board)	 
Summit II 1050W (Shelf & On-board)	 
Additional mounting brackets available upon request	



WEBSITE: LesterElectrical.com

PHONE: (402) 477-8988

E-MAIL: APodwinski@LesterElectrical.com
JillA@LesterElectrical.com