

TABLE OF CONTENTS

HOW TO USE THIS CATALOG *PAGE 3*

ALL AGES *PAGES 4 - 6*

TWEENS & TEENS *PAGES 7 - 9*

DROP-IN (YOUTH & FAMILIES)
PAGES 10 -13

ADULTS *PAGES 14 -16*

PRICING BREAKDOWN
PAGE 17

SPECIAL THANKS
PAGE 18



How to Use this Catalog: Programming Made Simple

At Make with Sam, we believe every patron is a maker. To help you find the perfect fit for your community's needs, each program is categorized by an **[Action] IT** theme and tagged with a **Maker Track** icon:

THE "VIBE"



THE CHILL MAKER: Low-stress, high-flow activities focused on mental health and creative joy.



THE PRO MAKER: Technical skill-building and professional-grade workflows for future careers.



THE ECO-INNOVATOR: Sustainability-focused projects that prioritize repair, reuse, and nature.

Each section has various program categories. Use this icon legend to identify the type of program by color and symbol.

THE "SKILLS"




KNOT IT & SEW IT
(Fiber Arts & Textiles)



GROW IT
(Nature & Sustainability)



MAKE IT
(Creative art / Drop-In Events)



PRINT IT
(3D Design & Engineering)



EXPLORE IT & DESIGN IT
(Digital Literacy, VR & AI)



COOK IT
(Culinary Arts & Edible Science)




LAUNCH IT
(Entrepreneurship & Business)

ALL AGES*

Make IT Together

Creative workshops designed for the whole community. From families to solo makers, these sessions focus on shared discovery and accessible projects that everyone can enjoy, regardless of skill level. *Programs are best suited for ages +10.





FALL FLAIR: DESIGN 3D-PRINTED JEWELRY

Capture the beauty of autumn in wearable art! In this class, you'll use TinkerCAD to design unique jewelry inspired by the fall season, from leaves and acorns to harvest themes and cozy textures. Transform your digital creations into 3D-printed jewelry.

Duration: 1.5 hours **Prep Time:** 30 minutes **Class Size:** Up to 15 students

Equipment: Computers or Chromebooks with internet access, 3D printer (optional)

Materials: Free TinkerCAD accounts, 3D printing filament in fall-themed colors




TINKERCAD BASICS: DESIGN AND SIMULATE

This class introduces the exciting world of dynamic simulation within TinkerCAD. Participants will learn how to design 3D models that can be tested and analyzed for movement, stress, and other real-world behaviors. Explore how to set up simulations, interpret results, and refine designs based on the simulation feedback.

Duration: 1.5 hours **Prep Time:** 30 minutes **Class Size:** Up to 15 students

Equipment: Computers or Chromebooks with internet access, 3D printer (optional)

Materials: Free TinkerCAD accounts



MACRAMÉ FOR BEGINNERS (PART 1) KEYCHAINS & BAG CHARMS

Discover the relaxing art of macramé with projects you can take with you everywhere! In this introductory workshop, we will scale down the size but amp up the style. You will learn the essential knots needed to craft trendy keychains or bag charms.

Duration: 2 hours **Prep Time:** 45 minutes **Class Size:** Up to 15 students

Materials: \$50 Fee. Includes premium macramé cord (various colors), multiple keychain clasps/lobster claws, and a take-home supply kit to keep the creativity flowing.



HAND-KNOTTED MACRAMÉ LEAVES

Celebrate the changing seasons by mastering the art of the knot. In this tactile workshop, participants will learn the foundational techniques of macramé to create a pair of elegant, bohemian-style autumnal leaves. Perfect for wall hangings, bag charms, or festive table decor, these fiber feathers bring the warmth of fall indoors.

Duration: 2 hours **Prep Time:** 45 minutes **Class Size:** Up to 15 students

Materials: \$70 Fee. Includes premium macramé cord (various fall earth tone colors), sticks and dowels, and other necessary items



ALL AGES



AIR PLANT MAGIC: FLOATING GARDENS & WHIMSICAL WORLDS

Suspend reality and build a garden that defies gravity! In this whimsical workshop, we explore the enchanting world of Tillandsias (air plants)—amazing botanicals that don't need soil to survive. Students will design a captivating miniature landscape using glass vessels, natural driftwood, sea shells, and lush moss.

Duration: 1 hr **Prep Time:** 40 minutes **Class Size:** Up to 15 students

Materials: \$225 Fee. Includes glass terrarium containers or air plant frames and cording, a variety of healthy air plants, decorative moss, river stones, driftwood, shells, and other natural accents.



WAFFLE-IZE IT! : AUTUMN TREATS

Unlock the waffle iron's versatility beyond breakfast! In this hands-on workshop, we'll whip up sweet potato waffles and crispy falafel waffles perfect for a unique meal. To finish, we'll celebrate the season with dessert waffles topped with fresh fall fruits and cream. Join us for a culinary adventure that proves you don't need an oven to cook a great meal!

Duration: 1.5 hrs **Prep Time:** 30 minutes **Class Size:** Up to 12 students

Equipment: Waffle irons, mixing bowls, measuring tools, spatulas, whisks .

Materials: \$100 Fee. Includes waffle batter ingredients, fresh seasonal fruit, chocolate chips, savory toppings (cheese, precut veggies), and cooking spray



JUICES, SORBETS AND SMOOTHIES

As the weather cools down, we're warming up our kitchen skills by exploring three ways to enjoy seasonal fruits and veggies. We'll learn the science of cold-pressing juices (squeezes), the art of the perfect nutrient-dense smoothie (sips), and the surprising secret to making 1-ingredient fruit sorbets (scoops). It's a delicious way to practice knife skills and flavor pairing using autumn's best harvest.

Duration: 1.5 hours **Prep Time:** 45 minutes **Class Size:** Up to 12 students

Equipment: Juicers, high-speed blenders, cutting boards, safety knives.

Materials: \$125 Fee (Includes fresh seasonal produce like apples, ginger, kale, and frozen berries).



UV RESIN ARTISANS

Step into the world of UV resin, where your designs go from liquid to solid in minutes! In this hands-on workshop, participants will learn the "magic" of ultraviolet curing to create crystal-clear jewelry, keychains, and charms. We'll explore layering techniques, embedding treasures like dried fall leaves, glitter, or tiny charms, and using pigments to create stunning effects.

Duration: 1.5 hours **Prep Time:** 40 minutes **Class Size:** Up to 12 students

Equipment: UV Lamps, silicone molds, safety goggles.

Materials: \$100 Fee (includes UV resin, jewelry hardware, and inclusions).



ALL AGES

TWEENS & TEENS

Level IT Up

High-interest programming tailored for the next generation of innovators. We dive into tech, design, and DIY projects that challenge the mind, build real-world skills, and give older students a space to create.





SEW FUN: SCRUNCHIES, POUCHES & PATCHES

Never touched a sewing machine? No problem! This class is all about the instant gratification of making something you can use immediately. We'll skip the intimidating patterns and focus on three fun, beginner-friendly projects: colorful hair scrunchies, a simple drawstring pouch, and attaching stylish patches to denim. Bring your creativity and leave with a handful of custom accessories!

Duration: 2 hours **Prep Time:** 40 minutes **Class Size:** Up to 10 students

Equipment: Sewing machines (provided), fabric scissors, pins, measuring tape, seam ripper. **Materials:** \$80 Fee. Pre-cut fabric (various colors & textures), thread, bobbins, elastic, and zippers.



UPCYCLED T-SHIRT TUG TOYS

In this sustainability-focused workshop, teens will learn the art of "soft-sculpture" by transforming upcycled fabrics and handmade t-shirt yarn into unique animal toys. We'll cover the technique of creating continuous yarn from old clothing and use simple knotting methods. You'll leave with the skills to "remix" your wardrobe into something brand new.

Duration: 1.5 hours **Prep Time:** 30 minutes **Class Size:** Up to 15 students

Equipment: Fabric scissors, large-eye needles (optional), stuffing.

Materials: \$30 Material Fee (Includes supplemental upcycled fabric).



AUTUMN GLOW LED HOLDERS

As the days get shorter, let's bring some cozy light to your space. In this Fall-themed TinkerCAD workshop, we'll design custom "lithophane-style" candle holders specifically sized for battery-operated LED tea lights. We will explore the "Hole" tool in 3D modeling to create intricate cutouts of falling leaves, stars, or geometric patterns that let the light shine through.

Duration: 1.5 hours **Prep Time:** 30 minutes **Class Size:** Up to 15 students

Equipment: Computers or Chromebooks with internet access, 3D printer (optional)

Materials: \$30 Material Fee (Includes LED tea lights for all participants)



AUTUMN APPAREL: AI-DESIGNED STYLE

Level up your fall wardrobe with AI! Imagine your perfect cozy autumn day, a crisp walk in the woods, or a festive fall gathering. Bring those vibes to life on your own custom-designed sweaters, scarves, and more. In this class, you'll use Ideogram (an AI image tool) to create unique fall-themed designs and a Cameo Silhouette cutting machine to make them real.

Duration: 2 hours **Prep Time:** 40 minutes **Class Size:** Up to 15 students

Equipment: Computers or Chromebooks, Cameo Silhouette cutting machine, heat press, Irons

Materials: \$60 fee (heat transfer vinyl, and other necessary materials)



TWEENS & TEENS



ENTREPRENEUR BITES

BITE 1: THE PROBLEM SOLVER

Idea & Problem Validation

Every great business starts with a problem. Students learn to spot real-world frustrations and use "empathy mapping" to design solutions that people actually want.

Duration: 1 hrs **Prep Time:** 30 minutes **Class Size:** Up to 12 students

Equipment: Computers/Chromebooks with internet access.

Materials: \$30 Material Fee per session (or \$75 for the full series).



ENTREPRENEUR BITES

BITE 2: THE STORYTELLER

Brand, Story & Digital Design

A product is nothing without a vibe! Students dive into digital design tools (like Canva or Adobe Express) to create a visual identity—including logos and color palettes—that tells their business's unique story.

Duration: 1 hrs **Prep Time:** 30 minutes **Class Size:** Up to 12 students

Equipment: Computers/Chromebooks with internet access.

Materials: \$30 Material Fee per session (or \$75 for the full series).



ENTREPRENEUR BITES

BITE 3: THE MAKER PITCH

MVP & Pitching

Time to show the world! We explore how to build a Minimum Viable Product (MVP) using 3D printers or vinyl cutters and practice the art of the 60-second "elevator pitch" to win over any audience.

Duration: 1 hrs **Prep Time:** 30 minutes **Class Size:** Up to 12 students

Equipment: Computers/Chromebooks with internet access.

Materials: \$30 Material Fee per session (or \$75 for the full series).



TWEENS & TEENS

DROP-IN (YOUTH & FAMILIES)

Make IT Now

Fast-paced, high-impact creativity for your busiest library days. These "station-style" events require no registration—patrons can stop by, get hands-on, and finish a project in 15 minutes or less.





CUSTOM AFFIRMATION BUTTONS & MAGNETS

Transform your personal mantras and positive affirmations into wearable art. Participants use professional-grade paint markers to design custom 2.25" circles of positivity. Once the design is complete, they'll use a manual button press to "snap" their art into a high-quality button or magnet. It's an instant-gratification project that promotes self-expression and mental well-being.

Duration: 2 hours **Prep Time:** 40 minutes **Class Size:** Up to 70 participants*

Equipment: 2-3 Button/ Magnet Presses, Tables, chairs

Materials: All materials provided (button/magnet parts, paint markers, pre-cut design circles)



PATTERN PLAY: ABSTRACT ART REMIX

Find your rhythm with paper and pattern! This drop-in station invites creators to explore the hypnotic world of repetition and design. Using an array of stencils and vibrant markers, participants will layer shapes and colors to build complex, abstract compositions. This is a low-stress, high-creativity zone perfect for unwinding.

Duration: 2 hours **Prep Time:** 30 minutes **Class Size:** Up to 70 participants*

Equipment: Tables, chairs

Materials: All materials provided (Variety of cardstock/construction papers, markers, colored pencils, pastels, extensive stencil library)



DESIGN & COLOR YOUR OWN DECALS

Unleash your inner illustrator! We use a professional Silhouette Cameo cutter to pre-cut a variety of custom "blank" vinyl stickers in fun shapes—from geometric patterns to seasonal icons. Use markers or colored pencils to bring these decals to life with their own unique color palettes. Perfect for personalizing water bottles, laptops, or notebooks.

Duration: 2 hours **Prep Time:** 30 minutes **Class Size:** Up to 70 participants*

Equipment: Silhouette Cameo Cutter, Tables, chairs

Materials: All materials provided (Pre-cut vinyl sticker sheets, markers, and colored pencils provided)



LAYERED LANDSCAPES: SAND ART

Participants will choose from a vibrant spectrum of colored sands to create intricate, swirling patterns inside glass bottles. We focus on the "physics of the pour," using funnels and tools to create mountains, waves, and geometric strata. Each piece is finished with a cork or lid, creating a permanent, colorful landscape for your desk or shelf.

Duration: 2 hours **Prep Time:** 40 minutes **Class Size:** Up to 70 participants*

Equipment: Tables, chairs

Materials: All materials provided (Assorted colored sand, glass bottles with corks/lids, and funnels provided)



DROP-IN (YOUTH & FAMILIES)



ROCK YOUR VIBE: KINDNESS STONES

Paint some positivity! This relaxing program invites participants to slow down and practice mindfulness through art. Using smooth river rocks as a canvas, we will paint uplifting quotes, peaceful imagery, or colorful mandalas. These "kindness stones" can be kept as personal talismans or hidden around the community to brighten a stranger's day.

Duration: 2 hours **Prep Time:** 40 minutes **Class Size:** Up to 70 participants*

Equipment: Tables, chairs.

Materials: All materials provided (Smooth river rocks, acrylic paints, brushes, sealant, permanent markers).



ZINE SCENE: MAKE MINI MAGAZINES

Tell your story, one fold at a time! Join our Zine Scene drop-in and learn how to create your own 8 or 16-page mini-magazine (a "zine") from a single sheet of paper. Whether you want to write a comic, share a story, design an affirmation book, or just get creative with collage, zines are a fun, accessible way for anyone to become a publisher.

Duration: 2 hours **Prep Time:** 30 minutes **Class Size:** Up to 70 participants*

Equipment: Tables, chairs

Materials: All materials provided (paper, markers, color pencils, pens, scissors, double sided tape)



AUTUMN MARBLE COASTERS

Capture the vibrant movement of falling leaves with this mesmerizing acrylic pouring workshop. In this special Fall edition, we'll use a seasonal palette of burnt oranges, deep crimsons, and forest greens—plus a splash of metallic gold for that autumn glow. Participants will learn "dirty pour" and "flip cup" techniques to create a set of unique marbled coasters. No two are ever the same!

Duration: 2 hours **Prep Time:** 45 minutes **Class Size:** Up to 70 participants*

Equipment: Tables, chairs, paper plates, box trays

Materials: All materials provided (Acrylic paint (fall palette), ceramic coasters, pouring medium, and metallic gold accents.)



TIME TO SHINE: DESIGN YOUR OWN CLOCK

Make time uniquely yours! In this fan-favorite drop-in activity, participants transform a plain, laser-cut wooden clock face into a functional masterpiece. Using vibrant paint markers, and colored pencils, creators of all ages can add their own patterns, quotes, or color schemes. We provide the mechanism and the canvas; you provide the imagination.

Duration: 2 hours **Prep Time:** 40 minutes **Class Size:** Up to 70 participants*

Equipment: Tables, chairs

Materials: All materials provided (Laser-cut wood clock panels, clock mechanisms, batteries, assorted paints/markers.)



DROP-IN (YOUTH & FAMILIES)



SQUISH, STAMP, AND DE-STRESS

We've redesigned our clay program to be a completely freeform, tactile experience. Whether you want to make a trinket dish, a wall hanging, or just experiment with texture, the choice is yours! We provide high-quality air-dry clay, our signature textured rollers, and a brand-new collection of stamps (including nature patterns and icons) to spark your imagination. It's a sensory-focused workshop designed to help you unplug and play.

Duration: 2 hours **Prep Time:** 30 minutes **Class Size:** Up to 70 participants*

Equipment: Tables, chairs.

Materials: All materials provided (Air Dry Foam Clay, Clay tools, 3D printed Rollers and Stamps).



BOOK EDGE PAINTING (BYOB)

Breathe new life into your personal library with the art of book-edge painting. Patrons BYOB (Bring Your Own Book) and learn the professional techniques for masking and painting the "text block" edges. Using markers, masking tape, and brown paper to protect the covers, we'll turn ordinary pages into colorful works of art.

Duration: 2 hours **Prep Time:** 30 minutes **Class Size:** Up to 70 participants*

Equipment: Tables, chairs

Materials: All coloring and masking materials provided (Paint Markers, painters tape, brown paper)



DROP-IN (YOUTH & FAMILIES)

ADULTS

Master IT

Sophisticated workshops for lifelong learners. These sessions focus on creative wellness, professional skill-building, and advanced techniques in a relaxed, social environment designed specifically for grownups.

Artuagn

Artuagn





BRAND BOSS: LAUNCH YOUR LABEL WITH AI

Have a business idea? Let's make it real. In this workshop, you act as the creative director of your own startup. Instead of just making a pretty picture, you will use AI tools like Ideogram to design a professional logo and visual brand identity. Then, take your brand from screen to street by using the Cameo Silhouette to manufacture your first piece of official "company swag"—a custom-branded t-shirt or tote bag.

Duration: 1.5 hrs **Prep Time:** 40 minutes **Class Size:** Up to 12 students

Equipment: Computer lab, Cameo Silhouette cutting machine, heat press.

Materials: \$70 Fee. Includes heat transfer vinyl, a blank t-shirt or tote bag for branding, and design worksheets.



HARVEST MOCKTAIL MIXOLOGY

Elevate your seasonal toast! Master the art of sophisticated, non-alcoholic mixology using autumn's best flavors—like spiced apple cider, ginger, and fresh herbs. We'll cover professional techniques like "muddling," crafting custom syrups, and creating elegant garnishes. Walk away with a signature recipe collection perfect for your next holiday gathering.

Duration: 1.5 hrs **Prep Time:** 30 minutes **Class Size:** Up to 15 students

Equipment: Basic kitchen equipment (knives, cutting boards, bowls, blender, mixer cups)

Materials: \$125 (Includes juices, produce, syrups, and partyware)



HYGGE HOME: 3D PRINTED LITHOPHANES

Embrace the cozy Danish concept of Hygge. Using a free website called "itslitho", participants will turn personal photos into 3D-textured panels that reveal beautiful images when backlit by a candle or lamp—perfect for cozy long winter evenings.

Duration: 1.5 hours **Prep Time:** 30 minutes **Class Size:** Up to 15 students

Equipment: Computers or Chromebooks with internet access, 3D printer (optional)

Materials: \$30 Material Fee (Includes LED tea lights for all participants) and 3D printing of designs to be delivered post-class is optional for an additional fee of \$100).



THE COZY COMFORT SET

Build confidence with "Self-Care" sewing. Level up from basic pouches to creating a set of relaxation tools: a weighted lavender eye mask and a microwaveable heat pack. This "chill" session focuses on sewing curves and mastering topstitching. It's the perfect stress-free next step for those who know the basics but want to create something functional and fragrant.

Duration: 2 hrs **Prep Time:** 40 minutes **Class Size:** Up to 10 students

Equipment: 8-10 Sewing Machines (Required by location), tables and chairs

Materials: \$85 fee (Various printed Fabrics, thread, and other necessary materials)





MACRAMÉ JAR LANTERNS

Upcycle glass jars into glowing lanterns using bohemian knotting patterns. This class is high-impact but low-stress, resulting in a functional piece of decor that adds a warm amber glow to any room.

Duration: 2 hrs **Prep Time:** 30 minutes **Class Size:** Up to 12 students

Equipment: Scissors and measuring tapes

Materials: \$70 Fee. Glass jars, cotton macramé cord, and LED tea lights.



PROPAGATE & PROSPER

Unlock the "magic" of free plants! This high-energy, one-hour intensive demystifies the science of houseplant propagation. Participants will transition from "plant owners" to "plant growers" by learning the three primary methods of expanding an indoor collection. We'll cover the biological "why" behind nodes and roots, ensuring every student leaves with the confidence to chop and grow.

Duration: 1 hrs **Prep Time:** 30 minutes **Class Size:** Up to 12 students

Equipment: Trimming and cutting tools

Materials: \$50 Fee. Containers to take home cuttings, rooting hormone powder



ADULTS

PROGRAM FEES

SHORT PROGRAM: 1 Hour | \$340

STANDARD PROGRAM: 1.5 Hours | \$395

LONG PROGRAM: 2 Hours | \$450

DROP-IN EVENT: 2 Hours | \$550 (Includes supplies for up to 70)

DROP-IN EVENT: 3 Hours | \$650 (Includes supplies for up to 100)

MATERIAL FEES (PER CLASS)

Material fees are separate from the base program fee and vary by subject.

TEXTILES & FIBER ARTS

Sew Fun: \$80

Cozy Comfort Set: \$85

Upcycled Tug Toys: \$30

Macrame Jar Lanterns: \$70

Macrame for Beginners: \$50

Macrame Leaves: \$70

3D DESIGN & PRINTING

3D Printed Lithophanes & Autumn Glow:

\$30 (optional: LED Tea lights)

\$150 (optional: Post program 3D printing service)

BUSINESS & TECHNOLOGY

Entrepreneur Bites (3 part series):

\$75 or \$30 per bite (single program)

Brand Boss (Logo & Apparel): \$70

DESIGN & CRAFTS

UV Resin: \$100

Autumn Apparel: \$60

COOKING & CULINARY

Waffle-ize It!: \$100

Juices, Sorbets & Smoothies: \$125

Harvest Mocktail Mixology: \$125

GARDENING & NATURE


Air Plant Magic: \$225* *Includes premium glass vessel and multiple air plants*

Propagate and Prosper: \$50



PRICING

BREAKDOWN



SPECIAL THANKS

to my partners from

*Dakota, Hennepin, Ramsey, Carver, Scott
& St. Paul Public Libraries*

“ Without you Make with Sam simply wouldn’t exist! ”

Thank You

