



empower: abilities

Annual Report 2025




empower:abilities

Our Mission

To remove barriers and empower independent living for all people with disabilities.

Our Vision

To assist all people with disabilities to live their fullest life and participate in an accessible world of social equality.



access our website -
empowerabilities.org



Organizational Goals

Expanding community engagement.

Through expanded media we will raise awareness and connection throughout our service area.

Supporting our team in providing services to all people with disabilities.

Providing our staff with support and resources so that they are equipped to deliver high-quality, comprehensive disability services.

Ensuring financial sustainability through diverse revenue streams.

Strengthening our financial health by identifying new funding sources that align with our mission.

Expanding our facilities.

In order to support continued growth of services.



Services Provided

2025 Reporting Statistics

- 362 - Advocacy / Legal Services
- 302 - Assistive Device and Equipment Services
- 201 - Housing, Home Modifications, and Shelter Services
- 1,064 - Information and Referral Services
- 666 - Preventive Services
- 152 - Peer Counseling Services
- 1,546 - Personal Attendant Services
- 153 - Independent Living Skills Training
- 180 - Recreational Services
- 46 - Vocational Services
- 42 - Transportation Services
- 10 - Physical Restoration Services
- 107 - Other Services

2025 Reporting Statistics



- 549 - People Received Case Management Services
 - 588 - Independent Living Goals Set
 - 481 - Independent Living Goals Achieved
 - 86 - Independent Living Goals In-Progress
-

People Receiving Case Management By Disability Type

- 33 - Vision
 - 38 - Cognitive
 - 6 - Hearing
 - 66 - Mental / Emotional
 - 406 - Physical
-

People Receiving Case Management By Age

- 20 - 19 years old and under
- 5 - 20 to 24 years old
- 226 - 25 to 59 years old
- 298 - 60 years old and older

Demographics



Financials

Fiscal Year 2025-26 Budget

REVENUES:

Federal Funds	\$57,895
State Funds	\$259,674
HUD Grant	\$588,164
Consumer Directed Services	\$6,415,634
Veterans Directed Care	\$400,530
Fundraising	\$50,000
Empower Access	\$146,450
Other Grants and Revenue	\$91,438
Total Revenue	\$ 8,009,785

EXPENSES:

Personnel	\$ 1,741,169
Fringe Benefits	\$528,254
Veterans Directed Care Fees	\$15,600
Empower Access Equipment	\$90,500
Travel	\$46,714
Equipment	\$29,743
Supplies	\$4,800
HUD Materials	\$416,667
Training	\$8,750
Marketing	\$38,200
Fundraising Expense	\$9,100
Overhead	\$61,803
Professional Services	\$24,500
Other Program Expense	\$83,687
Transportation	\$18,000
Annual Meeting	\$1,000
Attendant Payroll	\$4,805,921
Total Expenditures	\$ 7,924,408



Board Members

Joe Sweeney-Legore - President

Jill Roetto - Vice-President

Jeff La Montia - Secretary

Eric Peterson -Treasurer

Carolyn McGhee

Dr. Kristen Thompson

Kristi Dieleman

Darrell Wilson

June Kinchloe

Morgan Sweeney-Legore

Matt Day

Amy Faulkner

Jack Erbland

Derrick Duncan

Thank you to all of our board members
for your dedication and donation of your time.

*embrace
your ability*



Website: empowerabilities.org

Phone: 417-886-1188

Email: info@empowerabilities.org



Address: 1450 W Cambridge St
Springfield, MO 65807

Hours: Monday - Friday 8:00am - 4:00pm



NaviLens

Empowering the visually impaired
download the Navilens app



Advocate. Educate. Empower.