

WINE TO WATER FILTER BUILD

ASSEMBLY INSTRUCTIONS

Scan this QR code to watch our Filter Assembly Videos.




STEP 1: Slide both beveled washers (#2) onto the screw side of the bucket connector (#1) in an hourglass shape.




STEP 2: Screw the plastic nut (#3) onto the bucket connector (#1) and tighten it until it's snug.



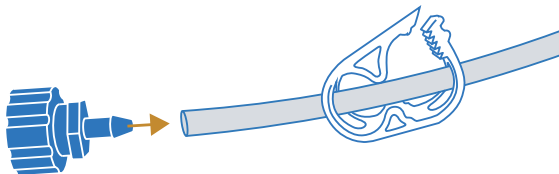
STEP 3: Pinch and wiggle the end of the long hose (#4) onto the blue bucket connector's nozzle. (#1).



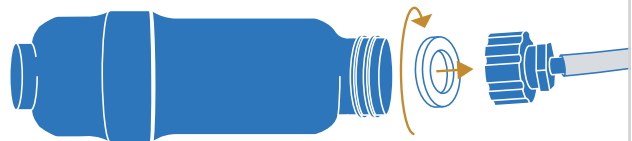
STEP 4: Slide the hose clamp (#5) onto the long hose (#4).



STEP 5: Pinch and wiggle the other end of the long hose (#4) onto one of the blue filter connector's nozzle (#6).



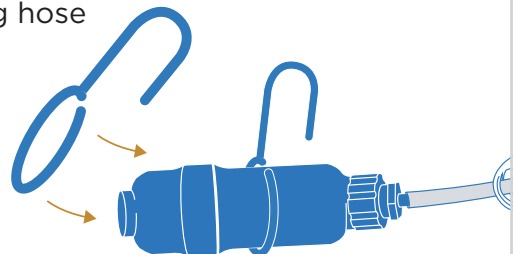
STEP 6: Push the inside washer (#7) into the large opening of the filter connector (#6). Screw the filter (#8) onto the filter connector (#6).



STEP 7: On the other end of the filter (#8), push in the outside washer (#9).



STEP 8: Push the bucket hook (#10) over the filter until it clicks. Finalize the filter by hooking the bucket hook (#10) around the long hose (#4).



YOU HAVE NOW ASSEMBLED THE FILTER! MOVE ON TO NEXT STEPS



PART 2: ASSEMBLE THE BOTTLE ADAPTER

STEP 1: Insert the “o-rings” (#13) into the wide side of both remaining filter connectors (#11).

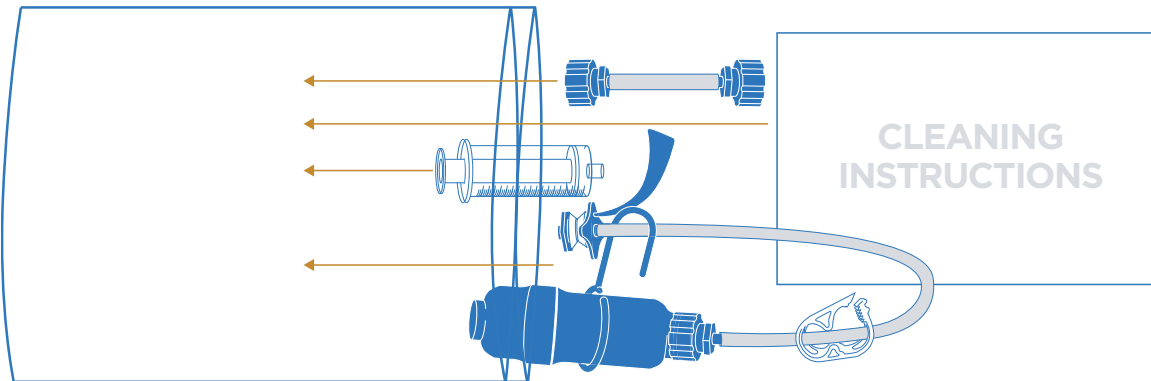
STEP 2: Connect the short hose (#12) to the nozzles of both filter connectors (#11).



YOU HAVE NOW ASSEMBLED THE BOTTLE ADAPTER!

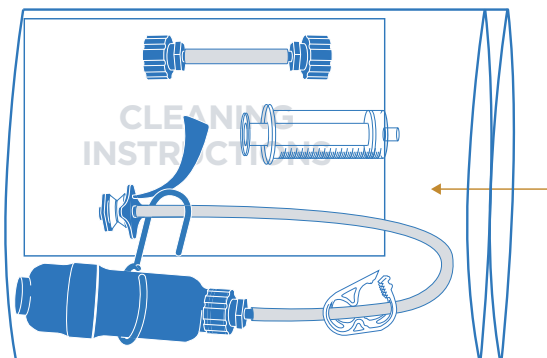
PART 3: CLEAN-UP & PREPARATION FOR FAMILY!

Place the assembled filter, adapter, and remaining supplies including the cleaning syringe (#16) and cleaning instructions (#15) in the plastic bag.



PART 4: WRITE YOUR FIELD NOTE!

For the final step, write a field note (#17) to the family or individual who receives this filter! Keep in mind that many of these filters are used for global Emergency Response efforts. Consider that the recipients have different religious, ethnic, social, economic, and cultural backgrounds! **Once you have finished, place the note into your bag and seal it.**



"Hi! My name is ____!
I am writing to you all the way from _____. I hope this filter brings you and your family good health and opportunity with access to clean water.
Much love,

winetowater