

Product Catalogue

2025

AMC – The manufacturer of
high quality cables and supplier
of electrical components.



AMC

The Connections Group

Trusted by our clients and distribution networks for nearly six decades, we manufacture cables and supply components of the very highest quality, to energise and power projects across the globe, from land to sea.

Our heritage and longevity in these markets, coupled with a team of highly skilled, knowledgeable and dedicated sector experts has afforded us an enviable reputation for service excellence, reliability and support - something we have never take for granted, and strive daily to maintain.

And, whilst respecting our rich history and foundation, we refuse to stand still - innovating continually, and investing strategically in ways to improve operational efficiency; directly impacting customer expectations and satisfaction with our products and service.

We strive to make the ordering, purchasing and distribution of the world class products we manufacture and stock as easy and straightforward as it can be - with solutions and brands that our customers and distributors trust and value; delivered on time, and as expected - as standard.

We simply connect.

AMC CONNECT.

We want to make ordering from us as easy and pain-free as possible. So we've launched AMC Connect, our brand-new online portal designed to simplify and streamline the way you order cables and accessories.

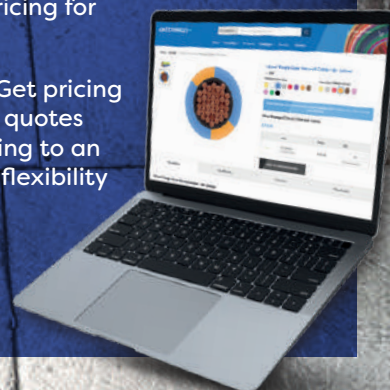
AMC Connect puts the tools you need right at your fingertips, giving you the freedom to order what you need, when you need it, with ease and confidence.

Key Benefits of AMC Connect

- **24/7 Access:** Place orders anytime, anywhere, through a secure trade login that works around your schedule.
- **User-Friendly Design:** Navigate effortlessly with a clean, intuitive interface.
- **Quick Reordering:** View and reorder from your personalised order history in just a few clicks.
- **Custom Order Lists:** Save time by creating and managing lists of frequently ordered items.
- **Accurate Ordering:** Reduce errors with pre-loaded product details and multiple ordering options, including product search, browsing, and CSV uploads.
- **Transparent Pricing:** Enjoy clear and consistent pricing for every order.
- **Instant Quotes:** Get pricing details and build quotes without committing to an order, giving you flexibility and control.



BASEC APPROVED SUPPLIER



Orders

+44(0) 1204 575 234

orders@automarinecables.co.uk

Contact

Phone: +44(0) 1204 575 234

Email: orders@automarinecables.co.uk

Sales: sales@automarinecables.co.uk

Marketing: marketing@automarinecables.co.uk

www.automarinecables.com



Cable

5

Terminals & Connectors

27

Circuit Protection

38

Relays & Holders

55

Sleeving, Tapes & Fixings

60

Power Connection

67

Towing & Electrical Coils

87

Assortment Boxes and Tools

91



Powering projects
across the globe,
from land to sea.





CABLE



Cardboard Reels

The majority of cables manufactured by Auto Marine Cables Ltd are supplied on cardboard reels. Where possible, we are working to protect the environment by reducing our carbon footprint the best we can. Once empty, the reel can be recycled.



Box Pack Cable

Volume users of single core cables have the option of this very popular form of packaging known as 'Box Pack'. No expensive de-reeling equipment is required when using these boxes. Simply place the box where it is needed and start using the cable directly from the box, resulting in less downtime in production when compared to using reels. This option is available across AMCs Thin Wall and Tri-Rated cable ranges

- Long lengths up to 6,000 meters available, keeping production waste to a minimum
- Each half box weighs less than 25 kilos when full and can be despatched by parcel carrier
- Each standard box weighs less than 50 kilos and can be lifted safely by two people
- Half Box H260 x W390 x D390 mm
- Standard Box H500 x W390 x D390 mm



Bulk Drums

On heavier cables and longer lengths, plywood drums are available. These vary in size depending on the cable cross section and length.

Bulk drums are popular with our high volume customers to reduce wastage on longer length applications.

In some instances, bulk shipments are subject to carriage costs; please see T&Cs for details.



Barrel Pack

AMC provide high capacity fibre barrels. These barrels come with sealable plastic lids, are waterproof, can be stacked and stored outside. Perfect for environments in which high volume manufacturing is a priority. The barrels can be purchased with the cable, or can be returned to AMC and refunded. This packaging is available on AMCs Thin Wall and Tri-Rated cable ranges.


Thin Wall Low Voltage Cables

High temperature thin wall low voltage wiring cables suitable for use in the automotive, marine and allied industries. These cables are specified as standard by manufacturers throughout Europe due to their high performance characteristics.

This cable can be manufactured to special requirements, including special colours, any combination of bi-colour stripe, and combinations of multicores not usually available. For example a client could specify a 5core, with each core being a different mm² to suit a particular application. Ask our Sales Team for more details

Specifications

- Cores manufactured to ISO 6722-1:2011 (Class B) 105°C
- Plain copper conductors to BS EN 60228:2005, PVC insulated
- Single core suitable for use at temperatures from -40°C to 105°C with excursions up to 120°C
- Twins and multicores PVC sheathed at 70°C
- Suitable for 12v or 24v systems (Maximum voltage 60v)
- Reduced insulation gives considerable savings in weight and volume especially when used in large wiring harnesses
- Good resistance to petrol, diesel, lubricating oils and diluted acids
- PVC insulation offers good resistance to abrasion and cut through
- Visit our website or contact the Sales Team for a full list of available colours



*The conductor specifications shown are representative configurations; actual cable strand may differ slightly, but will meet resistance values shown. **Nominal current amperage ratings are provided as a guide only, and can vary depending on application, conditions and environmental factors. If in doubt, please consult a qualified electrician.

End of Product Life – Safe Disposal of AMC Products

We hope and expect that your AMC product will give you many years of trouble-free service. Inevitably, a time will come for replacement and, as part of our commitment to protecting the environment, we would like to offer some advice about recycling the main components:

- Cable – for large quantities we recommend contacting a local licenced scrap metal dealer. Copper is valuable and the company will be able to separate it from the PVC insulation and recycle that too. For small quantities, visit your local recycling centre and recycle with other small electricals
- Accessories/components should be recycled with other electricals. For small quantities, visit your local recycling centre and recycle with other small electricals
- Please never dispose of our products with other 'general' or 'landfill' waste streams
- If you are not based in the UK, please ensure that you comply with applicable local and/or national legislation

Disposal of Product Packaging

- Cardboard boxes, pack-fill and reel flanges may be recycled with any other card/paper-based products
- Plastic film, pallet wrap, and bubble wrap can be recycled together with other 'non-rigid' plastics
- Plywood reels may be recycled with other waste timber
- The tin tubes that form the centre of smaller cable reels can be recycled with other scrap metal
- If you are not based in the UK, please ensure that you comply with applicable local and/or national legislation

BULK DRUMS

Available
across all
cable ranges.



Thin Wall Single Core Auto Cables



Part No	Conductor Specification (mm)*	Conductor Cross Section (mm²)	Maximum Overall Diameter (mm)	Nominal Current Rating (Amps)**	Maximum Loading (Watts)		Maximum Resistance Per Metre at 20°C (Ohms)	Reel Sizes (Metres)
					12 Volts	24 Volts		
TW.35	12/0.20	0.35	1.40	7.0	84	168	0.0544	500
TW.5	16/0.20	0.5	1.60	11.0	132	264	0.0371	50, 100, 500
TW.75	24/0.20	0.75	1.75	14.0	168	336	0.0247	50, 100, 500
TW1.0	32/0.20	1.0	1.95	16.5	198	396	0.0185	30, 50, 100, 500
TW1.5	21/0.30	1.5	2.30	21.0	252	504	0.0127	50, 100, 500
TW2.0	28/0.30	2.0	2.55	25.0	300	600	0.00942	30, 50, 100, 500
TW2.5	35/0.30	2.5	2.75	29.0	348	696	0.00760	50, 100, 300
TW3.0	44/0.30	3.0	3.20	33.0	396	792	0.00615	30, 100, 300
TW4.0	56/0.30	4.0	3.50	39.0	468	936	0.00471	30, 100, 300
TW4.5	65/0.30	4.5	3.90	42.0	504	1008	0.00406	30, 100, 300
TW6.0	84/0.30	6.0	4.10	50.0	600	1200	0.00314	30, 100, 300
TW7.0	97/0.30	7.0	5.05	57.0	684	1368	0.00279	30, 100
TW8.5	120/0.30	8.5	5.50	63.0	756	1512	0.00220	30, 100
TW10.0	80/0.40	10.0	5.60	70.0	840	1680	0.00182	30, 100
TW16.0	126/0.40	16.0	7.30	110.0	1320	2640	0.00116	10, 30, 100
TW25.0	196/0.40	25.0	8.45	170.0	2040	4080	0.000743	10, 30, 100

See **page 17** for specifications.

Colour Abbreviations

- Black: B
- Blue: U
- Brown: N
- Green: G
- Grey: S
- Light Green: LG
- Orange: O
- Pink: K
- Purple: P
- Red: R
- White: W
- Yellow: Y



Don't forget, we manufacture our cables in the UK
As well as our listed range, we also **make to order!**

BULK DRUMS
AVAILABLE ACROSS
ALL CABLE RANGES

Bulk Purchasing Options

Thin Wall Single Core Box Pack Cables

Part No	Conductor Specification (mm)*	Conductor Cross Section (mm²)	Nominal Current Rating (Amps)**	Half Box Pack Length (Metres)	Standard Box Pack Length (Metres)
TW.35	12/0.20	0.35	7.0	3000	6000
TW.5	16/0.20	0.5	11.0	2500	5000
TW.75	24/0.20	0.75	14.0	2500	5000
TW1.0	32/0.20	1.0	16.5	1750	3500
TW1.5	21/0.30	1.5	21.0	1250	2500
TW2.0	28/0.30	2.0	25.0	1000	2000
TW2.5	35/0.30	2.5	29.0	750	1500
TW3.0	44/0.30	3.0	33.0	625	1250
TW4.0	56/0.30	4.0	39.0	500	1000
TW4.5	65/0.30	4.5	42.0	400	800
TW6.0	84/0.30	6.0	50.0	300	600



Bulk Drums

On heavier cables and longer lengths, plywood drums are available. These vary in size depending on the cable cross section and length.

Bulk drums are popular with our high volume customers to reduce wastage on longer length applications.

Your requirements can be supplied on 600mm and 750mm drums. Please contact our Sales Team for more information.

In some instances, bulk shipments are subject to carriage costs; please see T&Cs for details.



Barrel Pack

AMC provide high capacity fibre barrels. These barrels come with sealable plastic lids, are waterproof, can be stacked and stored outside. Perfect for environments in which high volume manufacturing is a priority. The barrels can be purchased with the cable, or can be returned to AMC and refunded. This packaging is available on AMCs Thin Wall and Tri-Rated cable ranges.



BULK DRUMS
AVAILABLE ACROSS
ALL CABLE RANGES



Don't forget, we manufacture our cables in the UK
As well as our listed range, we also **make to order!**

Thin Wall Multicore Auto Cables

See [page 7](#) for specifications.

Please refer to single core for resistance values.

Thin Wall 2 Core Auto Cables (Flat Twins)



Part No	Conductor Specification (mm)*	Conductor Cross Section (mm ²)	Maximum Overall Dimensions (mm)	Nominal Current Rating (Amps)**	Sheath Colour	Core Colours	Reel Sizes (Metres)
TW02/06	2 x 16/0.20	2 x 0.5	2.7 x 4.6	11.0	Black	Black, Red	30, 100
TW02/04	2 x 24/0.20	2 x 0.75	3.1 x 4.9	14.0	Black		30, 100
TW02/01	2 x 32/0.20	2 x 1.0	3.0 x 5.0	16.5	Black		30, 50, 100, 500
TW02/05	2 x 21/0.30	2 x 1.5	3.5 x 5.8	21.0	Black		30, 100
TW02/02	2 x 28/0.30	2 x 2.0	3.9 x 6.5	25.0	Black		30, 50, 100
TW02/07	2 x 35/0.30	2 x 2.5	3.9 x 6.7	29.0	Black		30, 100
TW02/08	2 x 44/0.30	2 x 3.0	4.3 x 7.5	33.0	Black		30, 100
TW02/09	2 x 65/0.30	2 x 4.5	5.6 x 9.4	42.0	Black		30, 100

Thin Wall 2 Core Auto Cables (Round Twins)



Part No	Conductor Specification (mm)*	Conductor Cross Section (mm ²)	Maximum Overall Dimensions (mm)	Nominal Current Rating (Amps)**	Sheath Colour	Core Colours	Reel Sizes (Metres)
TW02/21	2 x 16/0.20	2 x 0.5	5.2	11.0	Black	Black, Red	30, 100
TW02/22	2 x 24/0.20	2 x 0.75	5.3	14.0	Black		30, 100
TW02/03	2 x 32/0.20	2 x 1.0	5.0	16.5	Black		30, 100
TW02/25	2 x 21/0.30	2 x 1.5	6.4	21.0	Black		30, 100
TW02/24	2 x 28/0.30	2 x 2.0	6.8	25.0	Black		30, 100
TW02/26	2 x 35/0.30	2 x 2.5	6.7	29.0	Black		30, 100

Thin Wall 3 Core Auto Cables



Part No	Conductor Specification (mm)*	Conductor Cross Section (mm ²)	Maximum Overall Diameter (mm)	Nominal Current Rating (Amps)**	Sheath Colour	Core Colours	Reel Sizes (Metres)
TW03/03	3 x 24/0.20	3 x 0.75	5.7	14.0	Black	Black, Red, Green	30, 100
TW03/01	3 x 32/0.20	3 x 1.0	5.5	16.5	Black		30, 100
TW03/04	3 x 21/0.30	3 x 1.5	6.1	21.0	Black		30, 100
TW03/02	3 x 28/0.30	3 x 2.0	7.3	25.0	Black		30, 100



Don't forget, we manufacture our cables in the UK
As well as our listed range, we also **make to order!**

BULK DRUMS
AVAILABLE ACROSS
ALL CABLE RANGES

Thin Wall Multicore Auto Cables

See [page 7](#) for specifications.

Please refer to single core for resistance values.

Thin Wall 4 Core Auto Cables



Part No	Conductor Specification (mm)*	Conductor Cross Section (mm ²)	Maximum Overall Diameter (mm)	Nominal Current Rating (Amps)**	Sheath Colour	Core Colours	Reel Sizes (Metres)
TW04/02	4 x 24/0.20	4 x 0.75	5.9	14.0	Black	Brown, Green, Red, White	30, 100
TW04/01	4 x 32/0.20	4 x 1.0	5.8	16.5	Black		30, 100
TW04/03	4 x 21/0.30	4 x 1.5	7.6	21.0	Black		30, 100

Thin Wall 5 Core Auto Cables



Part No	Conductor Specification (mm)*	Conductor Cross Section (mm ²)	Maximum Overall Diameter (mm)	Nominal Current Rating (Amps)**	Sheath Colour	Core Colours	Reel Sizes (Metres)
TW05/02	5 x 24/0.20	5 x 0.75	6.3	14.0	Black	Brown, Green, Red, White, Yellow	30, 100
TW05/01	5 x 32/0.20	5 x 1.0	6.3	16.5	Black		30, 100
TW05/03	4 x 32/0.20 1 x 28/0.30	4 x 1.0 1 x 2.0	7.6	16.5 25.0	Black		30, 100

Thin Wall 7 Core Auto Cables



Part No	Conductor Specification (mm)*	Conductor Cross Section (mm ²)	Maximum Overall Diameter (mm)	Nominal Current Rating (Amps)**	Sheath Colour	Core Colours	Reel Sizes (Metres)
TW07/03	7 x 16/0.20	7 x 0.5	6	11.0	Black	Black, Red, Green, Yellow, Brown, White, Blue.	30, 100
TW07/01	7 x 24/0.20	7 x 0.75	6.8	14.0	Black		30, 100
TW07/04	7 x 32/0.20	7 x 1.0	7.4	16.5	Black		30, 100
TW07/02	6 x 32/0.20 1 x 28/0.30 (White)	6 x 1.0 1 x 2.0	8.3	16.5 25.0	Black		30, 100
TW07/07	6 x 21/0.30 1 x 35/0.30 (White)	6 x 1.5 1 x 2.5	10.1	21.0 29.0	Grey		30, 100



Don't forget, we manufacture our cables in the UK
As well as our listed range, we also **make to order!**

BULK DRUMS
AVAILABLE ACROSS
ALL CABLE RANGES

Thin Wall Multicore Auto Cables

See [page 7](#) for specifications.

Please refer to single core for resistance values.

Thin Wall 8 Core Auto Cables



Part No	Conductor Specification (mm)*	Conductor Cross Section (mm ²)	Maximum Overall Diameter (mm)	Nominal Current Rating (Amps)**	Sheath Colour	Core Colours	Reel Sizes (Metres)
TW08/01	7 x 32/0.20 1 x 28/0.30	7 x 1.0 1 x 2.0 (White)	8.80	16.5 25.0	Black	Black, Red, Blue, Yellow, Purple, Brown, White, Green	50, 100

Thin Wall 10 Core Auto Cables



Part No	Conductor Specification (mm)*	Conductor Cross Section (mm ²)	Maximum Overall Diameter (mm)	Nominal Current Rating (Amps)**	Sheath Colour	Core Colours	Reel Sizes (Metres)
TW10/01	9 x 32/0.20 1 x 28/0.30	9 x 1.0 1 x 2.0 (White)	10.9	16.5 25.0	Black	Black, Red, Green, Grey, Blue, Yellow, Brown, Orange, Purple, White	50, 100

Thin Wall 13 Core Auto Cables



Part No	Conductor Specification (mm)*	Conductor Cross Section (mm ²)	Maximum Overall Diameter (mm)	Nominal Current Rating (Amps)**	Sheath Colour	Core Colours	Reel Sizes (Metres)
TW13/01	12 x 21/0.30 1 x 35/0.30	12 x 1.5 1 x 2.5 (White)	12.3	21.0 29.0	Black	Yellow, Blue, Green, Brown, Red/Black, Black, Red, Pink, Purple, Grey, White, Light Brown, Orange	50
TW13/02	8 x 30/0.25 5 x 50/0.25	8 x 1.5 5 x 2.5†	13.2	21.0 29.0	Black	Yellow, Blue, Green, Brown, White†, Black, Red, Pink, Orange†, Grey†, White/Black†, White/Blue, White/Red†	10, 30, 50

Battery Cables

Please refer to single core for resistance values.

PVC Flexible Battery / Starter Cables

Single insulated battery / starter cables.
Plain copper conductors, PVC insulated -15°C to 70°C.



Part No	Conductor Specification (mm)*	Conductor Cross Section (mm²)	Maximum Overall Diameter (mm)	Nominal Current Rating (Amps)**	Resistance Per Metre at 20°C (Ohms)	Sheath Colour	Reel Sizes (Metres)
934	196/0.40	25	9.7	170.0	0.0008	Black, Red	10, 30, 100
935	315/0.40	40	12.2	300.0	0.0005	Black, Red	10, 30, 50
936	392/0.40	50	13.3	345.0	0.0004	Black, Red	10, 30, 50
937	475/0.40	60	14.6	415.0	0.0003	Black, Red	10, 30, 50

PVC Battery / Extra Flexible Cables

Single insulated extra flexible battery cables designed for use in tough working environments.
Plain copper conductors, PVC insulated -30°C to 70°C.



Part No	Conductor Specification (mm)*	Conductor Cross Section (mm²)	Maximum Overall Diameter (mm)	Nominal Current Rating (Amps)**	Resistance Per Metre at 20°C (Ohms)	Sheath Colour	Reel Sizes (Metres)
PVC16	203/0.30	16	8.3	110.0	0.00126	Black, Red	10, 30, 100
PVC20	266/0.30	20	9.0	135.0	0.00096	Black, Red	10, 30, 100
PVC25	322/0.30	25	10.1	170.0	0.00077	Black, Red	10, 30, 100
PVC35	455/0.30	35	11.8	240.0	0.00056	Black, Red	10, 30, 100
PVC40	539/0.30	40	12.7	300.0	0.00050	Black, Red	10, 30, 50
PVC50	637/0.30	50	13.3	345.0	0.00039	Black, Red	10, 30, 50
PVC60	805/0.30	60	15.0	415.0	0.00033	Black, Red	10, 30, 50
PVC70	912/0.30	70	15.5	485.0	0.00029	Black, Red	10, 30, 50
PVC95	684/0.40	95	17.9	500.0	0.00020	Black, Red	10, 50
PVC120	893/0.40	120	19.7	600.0	0.00015	Black, Red	10, 50
PVC150	1178/0.40	150	22.35	700.0	0.00011	Black, Red	10, 50

*The conductor specifications shown are representative configurations; actual cable strand may differ slightly, but will meet resistance values shown.

**Nominal current amperage ratings are provided as a guide only, and can vary depending on application, conditions and environmental factors. If in doubt, please consult a qualified electrician.



Don't forget, we manufacture our cables in the UK
As well as our listed range, we also **make to order!**

BULK DRUMS
AVAILABLE ACROSS
ALL CABLE RANGES



TRI-RATED CABLES

DID YOU KNOW?

Tri-Rated cables, also known as switchgear cable or control panel wire – are characterised by their versatile uses across a spectrum of applications and industries and are engineered to meet stringent standards (quite literally three separate standard-setting bodies), earning them a reputation for robust performance in demanding environments.

BASEC-APPROVED

One of the key advantages of tri-rated cables is their ability to withstand a wide range of operating conditions, including elevated temperatures, mechanical stress, and chemical exposure. This versatility makes them ideal for various sectors such as automotive – but also across aerospace, electronics, construction and industrial machinery.

Plus, our tri-rated cables are officially BASEC-approved – a recognised mark for independent cable testing and approval that is synonymous with the highest standards of safety, reliability, and performance.



Basec Approved Tri-Rated Cables

Tri-Rated Cables



Specifications

- The AMC Tri-rated cable is available in any solid colour as standard, but can also be produced in ANY bi-colour striped combination
- We can produce in a multitude of lengths, packed on reels, boxes, or barrels

Part No	Conductor Specification (mm)*	Maximum Overall Diameter (mm)	Maximum Resistance Per Metre at 20°C (Ohms)	Reel and packaging
3TR.5	0.5	2.6	0.0371	10/30/50/100/ 250/500m reels. Barrel pack up to 10,000m dependant upon cable. Box pack up to 6,000m dependant upon cable.
3TR.75	0.75	2.8	0.0247	
3TR1	1	3	0.0185	
3TR1.5	1.5	3.35	0.0127	
3TR2	2	3.6	0.00942	
3TR2.5	2.5	3.8	0.0076	
3TR3	3	4	0.00615	
3TR4	4	4.2	0.00471	
3TR4.5	4.5	4.65	0.00406	
3TR6	6	4.9	0.00314	
3TR7	7	5.2	0.00279	
3TR8.5	8.5	5.6	0.0022	
3TR10	10	6.4	0.00182	
3TR16	16	7.8	0.00116	
3TR25	25	9.5	0.000743	

** AMC 3TR range tested in accordance with BS 6231, ISO 6722 & ISO 60332-1-2

** Conductor in accordance with BS EN 60228



Don't forget, we manufacture our cables in the UK
As well as our listed range, we also **make to order!**

BULK DRUMS
AVAILABLE ACROSS
ALL CABLE RANGES

Double Insulated Battery / Welding Cables

Double insulated extra flexible battery / welding cables designed to withstand severe climatic and mechanical conditions. The sheath remains flexible at both high and low temperatures and is flame retardant.

Manufactured in accordance with BS638 part 4 standard.

Tinned copper conductors (orange only). High temperature separator. Butyl rubber insulation, rubber sheath 85°C.



Part No	Conductor Specification (mm)	Conductor Cross Section (mm ²)*	Maximum Overall Diameter (mm)	Nominal Current Rating (Amps)**	Sheath Colour	Reel Sizes (Metres)
W16	513/0.20	16	9.7	175	Black†, Orange	100
W25	783/0.20	25	11.2	230	Black†, Orange	100
W35	1107/0.20	35	12.4	290	Black†, Orange	100
W50	1566/0.20	50	14.3	370	Black†, Orange	100
W70	2214/0.20	70	16.3	460	Black†, Orange	100

† Copper conductors on the black sheathed cables are **not** tinned.

Tinned Copper Earthing Braids

Manufactured in accordance with BS6862 Part 1 1971, where applicable. Tinned copper conductors.



Part No	Conductor Specification (mm)	Conductor Cross Section (mm ²)*	Maximum Overall Diameter (mm)	Nominal Current Rating (Amps)**	Configuration	Reel Sizes (Metres)
400	16/16/0.30	19	7.2	130.0	Round	10
401	16/32/0.30	37	11.1	260.0	Round	10, 30

*The conductor specifications shown are representative configurations; actual cable strand may differ slightly, but will meet resistance values shown.

**Nominal current amperage ratings are provided as a guide only, and can vary depending on application, conditions and environmental factors. If in doubt, please consult a qualified electrician.



Classic PVC Low Voltage Cables

General purpose low voltage wiring cables suitable for use in the automotive, marine and allied industries.

Specifications

- Cores manufactured to BS6862 Part 1 1971, where applicable
- Plain copper conductors, PVC insulated.
- Suitable for use at temperatures from -30°C to 70°C
- Twins and multicore PVC sheathed at 70°C
- Suitable for 12v and 24v systems (maximum 100v)
- Resistant to petrol, diesel, lubricating oils and diluted acids
- Bespoke core and sheathing colours available on singles, twins, multicore and speaker cable (subject to MOQs)

*The conductor specifications shown are representative configurations; actual cable strand may differ slightly, but will meet resistance values shown.

**Nominal current amperage ratings are provided as a guide only, and can vary depending on application, conditions and environmental factors. If in doubt, please consult a qualified electrician.



Don't forget, we manufacture our cables in the UK
As well as our listed range, we also **make to order!**

BULK DRUMS
AVAILABLE ACROSS
ALL CABLE RANGES

PVC Single Core Auto Cables

See [page 17](#) for specifications.

PVC Single Core Auto Cables



Part No	Conductor Specification (mm)*	Conductor Cross Section (mm²)	Maximum Overall Diameter (mm)	Nominal Current Rating (Amps)**	Maximum Load-ing (Watts)		Maximum Resistance Per Metre at 20°C (Ohms)	Reel Sizes (Metres)
					12 Volts	24 Volts		
1598	9/0.30	0.65	2.5	5.75	69	138	0.0294	50
1600	14/0.30	1.0	2.7	8.75	105	210	0.0189	50
1603	28/0.30	2.0	3.4	17.5	210	420	0.0094	50
1605	44/0.30	3.0	4.2	27.5	330	660	0.006	50
1606	65/0.30	4.5	5.1	35.0	420	840	0.0041	30

PVC MultiCore Auto Cables

See [page 17](#) for specifications.

Sheathed 70°C. Please refer to single core for resistance values.

PVC 2 Core Auto Cables (Flat Twins)



Part No	Conductor Specification (mm)*	Conductor Cross Section (mm²)	Maximum Overall Dimensions (mm)	Nominal Current Rating (Amps)**	Sheath Colour	Core Colours	Reel Sizes (Metres)
1649	2 x 9/0.30	2 x 0.65	6.00 x 3.55	5.75	Black	Black, Red	30, 100
1650	2 x 14/0.30	2 x 1.0	6.50 x 3.85	8.75	Black		30, 100
1652	2 x 28/0.30	2 x 2.0	7.55 x 4.35	17.5	Black		30, 100

PVC 3 Core Auto Cables



Part No	Conductor Specification (mm)*	Conductor Cross Section (mm²)	Maximum Overall Diameter (mm)	Nominal Current Rating (Amps)**	Sheath Colour	Core Colours	Reel Sizes (Metres)
948	3 x 14/0.30	3 x 1.0	7.5	8.75	Black	Black, Green, Red	30, 100

The cores and sheaths can be produced in any colour (MOQs may apply).



Don't forget, we manufacture our cables in the UK
As well as our listed range, we also **make to order!**

BULK DRUMS
AVAILABLE ACROSS
ALL CABLE RANGES

PVC MultiCore Auto Cables

See [page 17](#) for specifications.

PVC 4 Core Auto Cables



Part No	Conductor Specification (mm)*	Conductor Cross Section (mm²)	Maximum Overall Diameter (mm)	Nominal Current Rating (Amps)**	Sheath Colour	Core Colours	Reel Sizes (Metres)
960	4 x 14/0.30	4 x 1.0	8.0	8.75	Black	Brown, Green, Red, White	30, 100

PVC 5 Core Auto Cables



Part No	Conductor Specification (mm)*	Conductor Cross Section (mm²)	Maximum Overall Diameter (mm)	Nominal Current Rating (Amps)**	Sheath Colour	Core Colours	Reel Sizes (Metres)
951	5 x 9/0.30	5 x 0.65	8.3	5.75	Black	Brown, Green, Red, White, Yellow	30, 100
998	5 x 14/0.30	5 x 1.0	8.9	8.75	Black		30, 100

PVC 7 Core Auto Cables



Part No	Conductor Specification (mm)*	Conductor Cross Section (mm²)	Maximum Overall Diameter (mm)	Nominal Current Rating (Amps)**	Sheath Colour	Core Colours	Reel Sizes (Metres)
953	7 x 16/0.20	7 x 0.5	8.4	4.25	Black	Black, Red, Green, Yellow, Brown, White, Blue	30, 100
952	7 x 9/0.30	7 x 0.65	8.9	5.75	Black		30, 100
999	6 x 14/0.30 1 x 28/0.30 (White)	6 x 1.0 1 x 2.0	10.2	6 x 8.75 1 x 17.5	Black		30, 100

The cores and sheaths can be produced in any colour (MOQs may apply).



Don't forget, we manufacture our cables in the UK
As well as our listed range, we also **make to order!**

BULK DRUMS
AVAILABLE ACROSS
ALL CABLE RANGES

Speciality Cables

See **page 17** for specifications.

Stereo Speaker Twin Cables

Sheathed 70°C. Please refer to single core for resistance values.



Part No.	Conductor Specification (mm)*	Conductor Cross Section (mm ²)	Maximum Overall Dimensions (mm)	Nominal Current Rating (Amps)**	Sheath Colours	Reel Sizes (Metres)
550	2 x 12/0.20	2 x 0.35	3.6 x 1.7	2	Black—Black/White	30, 100, 500
551	2 x 16/0.20	2 x 0.5	3.9 x 1.9	3	Black—Black/White	30, 100, 500
552	2 x 24/0.20	2 x 0.75	4.3 x 2.1	6	Black—Black/Red	30, 100, 500
553	2 x 32/0.20	2 x 1.0	4.7 x 2.3	10	Black—Black/Blue	30, 100
554	2 x 21/0.30	2 x 1.5	5.9 x 2.9	15	Black—Black/White	30, 100

Please contact the Sales Team if the colour combination you require is not listed.

PVC Ignition Cable (High Tension)



Part No.	Conductor Specification (mm)*	Conductor Cross Section (mm ²)	Maximum Overall Diameter (mm)	Sheath Colours	Reel Sizes (Metres)
77	21/0.30	1.5	7.0	Black, Red	30, 100



AMC OCEANFLEX[®] MARINE CABLES



Tinned Copper Cables

High temperature thin wall low voltage wiring cables suitable for use in automotive, marine and other harsh environments. The tinned copper conductors make this cable more resistant to corrosion.

Specifications

- Cores manufactured to ISO 6722-1:2011 (class B) 105°C
- Tinned Copper Conductors, PVC insulated
- Suitable for use at temperatures from -40°C to 105°C with excursions up to 120°C
- Twins and multicore PVC sheathed at 70°C
- Suitable for 12v and 24v systems (maximum 60v)
- Good resistance to petrol, diesel, lubricating oils and diluted acid
- Very good resistance to moisture
- PVC insulation saves weight and offers good resistance to abrasion and cut through
- Cables are printed with the specification on the insulation
- Visit our website or contact the Sales Team for a full list of available colours

*The conductor specifications shown are representative configurations; actual cable strand may differ slightly, but will meet resistance values shown.

**Nominal current amperage ratings are provided as a guide only, and can vary depending on application, conditions and environmental factors. If in doubt, please consult a qualified electrician.



Don't forget, we manufacture our cables in the UK
As well as our listed range, we also **make to order!**

BULK DRUMS
AVAILABLE ACROSS
ALL CABLE RANGES

Single Core Cables

AMC OCEANFLEX®
MARINE CABLES

Thin Wall Tinned Copper Single Core Cables



Part No	Conductor Specification (mm)*	Conductor Cross Section (mm²)	Maximum Overall Diameter (mm)	Nominal Current Rating (Amps)**	Maximum Loading (Watts)		Maximum Resistance Per Metre at 20°C (Ohms)	Reel Sizes (Metres)
					12 Volts	24 Volts		
CM1.0	32/0.20	1.0	2.1	16.5	198	396	0.0191	Made to Order
CM1.5	21/0.30	1.5	2.4	21.0	252	504	0.0130	50, 100, 500
CM2.5	35/0.30	2.5	3.0	29.0	348	696	0.00782	50, 100, 500
CM4.0	56/0.30	4.0	3.7	39.0	468	936	0.00485	30, 100, 500
CM6.0	84/0.30	6.0	4.3	50.0	600	1200	0.00323	30, 100, 500
CM10.0	80/0.40	10.0	6.0	70.0	840	1680	0.00185	30, 100

See **page 21** for specifications.

MultiCore Cables

Please refer to single core for resistance values.

AMC OCEANFLEX®
MARINE CABLES

Thin Wall Tinned Copper 2 Core Cables (Flat Twins)



Part No.	Conductor Specification (mm)*	Conductor Cross Section (mm²)	Maximum Overall Diameter (mm)	Nominal Current Rating (Amps)**	Sheath Colours	Core Colours	Reel Sizes (Metres)
CM02/05	2 x 21/0.30	2 x 1.5	3.5 x 5.8	21.0	Black, White	Black, Red	30, 100
CM02/07	2 x 35/0.30	2 x 2.5	3.9 x 6.7	29.0	Black		30, 100

See **page 21** for specifications.

Thin Wall Tinned Copper 2 Core Cables (Round Twins)



Part No.	Conductor Specification (mm)*	Conductor Cross Section (mm²)	Maximum Overall Diameter (mm)	Nominal Current Rating (Amps)**	Sheath Colour	Core Colours	Reel Sizes (Metres)
CM02/25	2 x 21/0.30	2 x 1.5	6.4	21.0	Black	Black, Red	30, 100
CM02/26	2 x 35/0.30	2 x 2.5	6.7	29.0	Black		30, 100

See **page 21** for specifications.

The cores and sheaths can be produced in any colour (MOQs may apply).



Don't forget, we manufacture our cables in the UK
As well as our listed range, we also **make to order!**

BULK DRUMS
AVAILABLE ACROSS
ALL CABLE RANGES

MultiCore Cables



Thin Wall Tinned Copper 3 Core Cables



Part No.	Conductor Specification (mm)*	Conductor Cross Section (mm ²)	Maximum Overall Diameter (mm)	Nominal Current Rating (Amps)**	Sheath Colours	Core Colours	Reel Sizes (Metres)
CM03/04	3 x 21/0.30	3 x 1.5	6.1	21.0	Black, White	Black, Green, Red	30, 100
CM03/05	3 x 35/0.30	3 x 2.5	7.4	29.0	Black	Black, Green, Red	30, 100

See **page 21** for specifications.

Thin Wall Tinned Copper 5 Core Cables

NEW



Part No.	Conductor Specification (mm)*	Conductor Cross Section (mm ²)	Maximum Overall Diameter (mm)	Nominal Current Rating (Amps)**	Sheath Colour	Core Colours	Reel Sizes (Metres)
CM05/04	5 x 21/0.30	5 x 1.5	8	21.0	Black	Brown, Green, Red, White, Yellow	30, 100
CM05/05	5 x 35/0.30	5 x 2.5	9.4	29.0	Black	Brown, Green, Red, White, Yellow	30, 100

See **page 21** for specifications.

Thin Wall Tinned Copper 7 Core Cables

NEW



Part No.	Conductor Specification (mm)*	Conductor Cross Section (mm ²)	Maximum Overall Diameter (mm)	Nominal Current Rating (Amps)**	Sheath Colour	Core Colours	Reel Sizes (Metres)
CM07/05	7 x 21/0.30	7 x 1.5	8.5	21.0	Black	Black, Red, Green, Yellow, Brown, White, Blue	30, 100
CM07/06	7 x 35/0.30	7 x 2.5	10.7	29.0	Black	Black, Red, Green, Yellow, Brown, White, Blue	30, 100

See **page 21** for specifications.



Don't forget, we manufacture our cables in the UK
As well as our listed range, we also **make to order!**

BULK DRUMS
AVAILABLE ACROSS
ALL CABLE RANGES

MultiCore Cables

AMC
OCEANFLEX®
MARINE CABLES

Thin Wall 8 Core Oceanflex Cable



Part No	Conductor Specification (mm)*	Conductor Cross Section (mm²)	Maximum Overall Diameter (mm)	Nominal Current Rating (Amps)**	Sheath Colour	Core Colours	Reel Sizes (Metres)
CM08/01	7 x 32/0.20 1 x 28/0.30	7 x 1.0 1 x 2.0 (White)	8.80	16.5 25.0	Black	Black, Red, Blue, Yellow, Purple, Brown, White, Green	50, 100

See **page 21** for specifications.

Thin Wall 10 Core Oceanflex Cable



Part No	Conductor Specification (mm)*	Conductor Cross Section (mm²)	Maximum Overall Diameter (mm)	Nominal Current Rating (Amps)**	Sheath Colour	Core Colours	Reel Sizes (Metres)
CM10/01	9 x 32/0.20 1 x 28/0.30	9 x 1.0 1 x 2.0 (White)	10.9	16.5 25.0	Black	Black, Red, Green, Grey, Blue, Yellow, Brown, Orange, Purple, White	50, 100

See **page 21** for specifications.

Thin Wall 13 Core Oceanflex Cable



Part No	Conductor Specification (mm)*	Conductor Cross Section (mm²)	Maximum Overall Diameter (mm)	Nominal Current Rating (Amps)**	Sheath Colour	Core Colours	Reel Sizes (Metres)
CM13/01	12 x 21/0.30 1 x 35/0.30	12 x 1.5 1 x 2.5 (White)	12.3	21.0 29.0	Black	Yellow, Blue, Green, Brown, Red/Black, Black, Red, Pink, Purple, Grey, White, Light Brown, Orange	50


See **page 21** for specifications.



Don't forget, we manufacture our cables in the UK
As well as our listed range, we also **make to order!**

BULK DRUMS
AVAILABLE ACROSS
ALL CABLE RANGES

PRODUCT FEATURES



PVC insulation: resistant to abrasion

Resistance to petrol, diesel,
lubricating oils, diluted acid

DID YOU KNOW?

According to international standard ISO 13297; Small Craft Electrical Systems, any DC electrical installation can use black or yellow to signify negative. However, installers **MUST** use yellow as the negative, if an AC system is in the same craft. This is to clearly distinguish to engineers and maintenance personnel between the AC and DC circuits.

AMC
OCEANFLEX®
MARINE CABLES

PVC Cables



Tinned Copper PVC Battery / Extra Flexible Cables

Single insulated extra flexible battery cables designed for use in tough working environments.

Resistant to petrol, lubricating oils and diluted acids.

PVC insulated -30°C to 70°C.



Part No.	Conductor Specification (mm)*	Conductor Cross Section (mm ²)	Maximum Overall Diameter (mm)	Nominal Current Rating (Amps)**	Maximum Resistance Per Metre at 20°C (Ohms)	Sheath Colours	Reel Sizes (Metres)
CM16	203/0.30	16	8.3	110	0.001240	Black, Red	10, 50
CM25	322/0.30	25	10.1	170	0.000794		10, 50
CM35	455/0.30	35	11.8	240	0.000565		10, 50
CM50	637/0.30	50	13.3	345	0.000393		10, 50
CM70	912/0.30	70	15.5	485	0.000277		10, 30, 50
CM95	684/0.40	95	17.9	500	0.000210		10, 30, 50

PVC ISO 13297 Battery Cable

Single insulated battery cable.

ISO 13297 compliant DC negative applications.

PVC insulated -15°C to 70°C.



Part No.	Conductor Specification (mm)*	Conductor Cross Section (mm ²)	Maximum Overall Diameter (mm)	Nominal Current Rating (Amps)**	Maximum Resistance Per Metre at 20°C (Ohms)	Sheath Colours	Reel Sizes (Metres)
CM16Y	203/0.30	16	8.3	110	0.001240	Yellow	10, 50
CM25Y	322/0.30	25	10.1	170	0.000794		10, 50
CM35Y	455/0.30	35	11.8	240	0.000565		10, 50
CM50Y	637/0.30	50	13.3	345	0.000393		10, 50
CM70Y	912/0.30	70	15.5	485	0.000277		10, 30, 50
CM95Y	684/0.40	95	17.9	500	0.000210		10, 30, 50

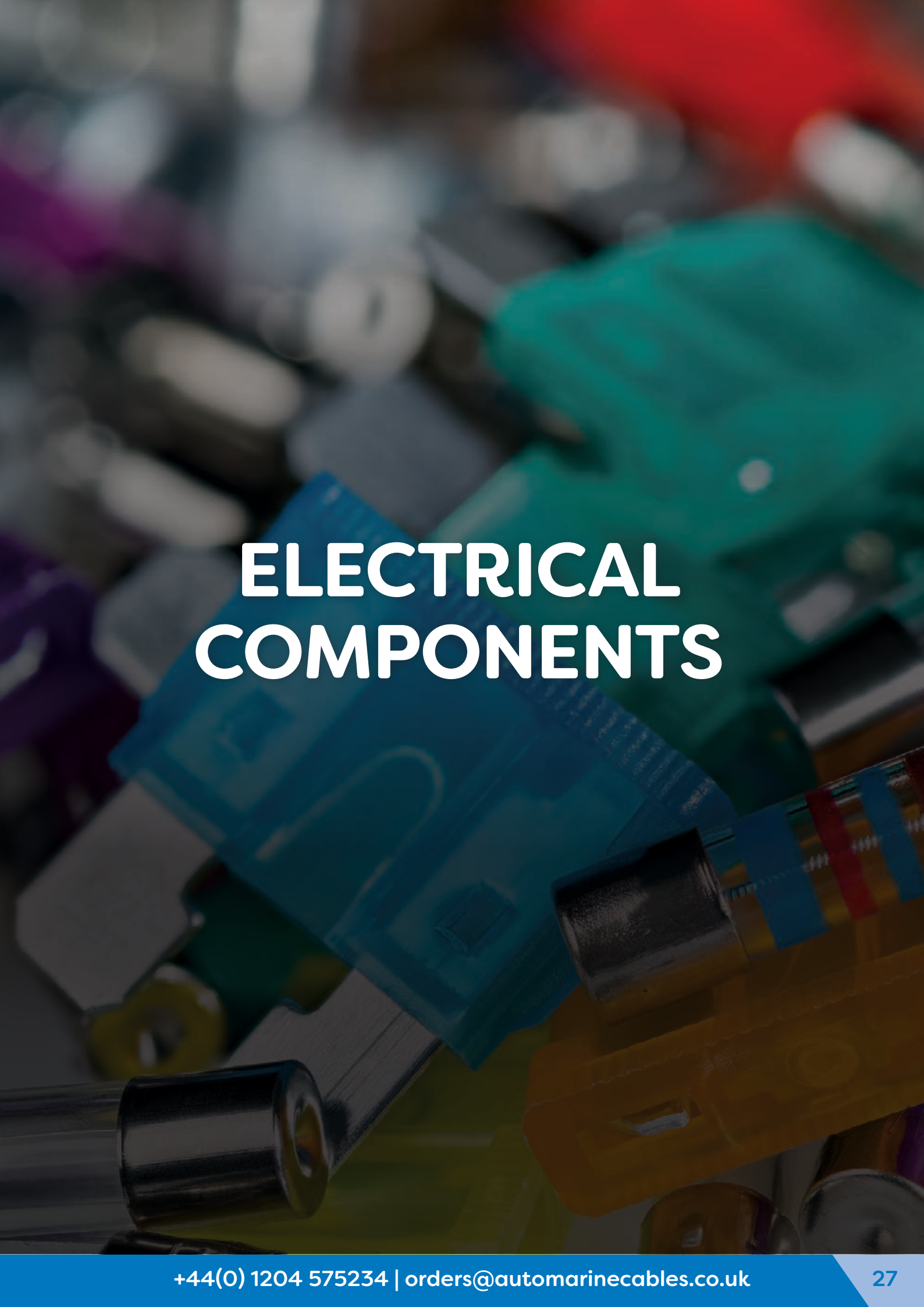
See **page 21** for specifications.

*The conductor specifications shown are representative configurations; actual cable strand may differ slightly, but will meet resistance values shown.

**Nominal current amperage ratings are provided as a guide only, and can vary depending on application, conditions and environmental factors. If in doubt, please consult a qualified electrician.

DID YOU KNOW?

According to international standard ISO 13297; Small Craft Electrical Systems, any DC electrical installation can use black or yellow to signify negative. However, installers MUST use yellow as the negative, if an AC system is in the same craft. This is to clearly distinguish to engineers and maintenance personnel between the AC and DC circuits.



ELECTRICAL COMPONENTS

Pre Insulated Terminals (Easy Entry)




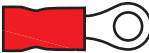























High quality pre insulated terminals suitable for use with all standard automotive cables from 0.5mm² to 6.0mm².

Bag quantities 50, 1000.

Suitable for Cables
0.5mm²–1.5mm²
16/0.20mm–21/0.30mm

Suitable for Cables
1.5mm²–2.5mm²
21/0.30mm–35/0.30mm






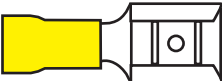




















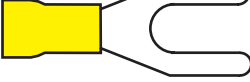






Suitable for Cables
4.0mm²–6.0mm²
56/0.30mm–84/0.30mm

Part No	Size	Part No	Size	Part No	Size
T101	 3.2mm	T106	 3.2mm	T121	 4.3mm
T102	 3.7mm	T107	 3.7mm	T112	 5.3mm
T117	 4.3mm	T119	 4.3mm	T113	 6.4mm
T103	 5.3mm	T108	 5.3mm	T114	 8.4mm
T104	 6.4mm	T109	 6.4mm	T115	 10.0mm
T105	 8.4mm	T110	 8.4mm	T116	 13.0mm
T118	 10.0mm	T111	 10.0mm	T203	 6.3mm
T201	 4.8mm	T202	 4.8mm	T303	 6.3mm
T300	 4.8mm	T305	 4.8mm		
T301	 6.3mm				

Suitable for Cables
0.5mm²–1.5mm²
16/0.20mm–21/0.30mm

Suitable for Cables
1.5mm²–2.5mm²
21/0.30mm–35/0.30mm

Suitable for Cables
4.0mm²–6.0mm²
56/0.30mm–84/0.30mm

Part No	Size	Part No	Size	Part No	Size
T401	 2.8mm	T404	 2.8mm	T406	 6.3mm
T402	 4.8mm	T405	 4.8mm	T407	 9.5mm
T403	 6.3mm	T408	 6.3mm	T503	 6.3mm
T501	 6.3mm	T502	 6.3mm	T603	 6.3mm
T601	 6.3mm	T602	 6.3mm	T704	 5.0mm
T701	 4.0mm	T702	 4.0mm	T804	 5.0mm
T801	 4.0mm	T703	 4.0mm	T809	 Pin Width 2.7mm Length 13mm
T807	 Pin Width 1.9mm, Length 13mm	T802	 Pin Width 1.9mm, Length 13mm	T907	 3.7mm
T901	 3.7mm	T803	 3.7mm	T909	 6.4mm
T902	 5.3mm	T808	 5.3mm		
		T904	 3.7mm		
		T707	 4.3mm		
		T905	 5.3mm		
		T906	 5.3mm		

Heat Shrink Pre Insulated Terminals (Easy Entry)

























Heat shrink pre insulated terminals that provide a long lasting environmental seal.

Pack sizes: 10, 100.

Suitable for Cables
0.5mm²–1.5mm²
16/0.20mm–21/0.30mm

Suitable for Cables
1.5mm²–2.5mm²
21/0.30mm–35/0.30mm

Suitable for Cables
3.0mm²–6.0mm²
44/0.30mm–84/0.30mm

Part No	Size	Part No	Size	Part No	Size
HT117	 4.3mm	HT119	 4.3mm	HT112	 5.3mm
HT103	 5.3mm	HT108	 5.3mm	HT113	 6.3mm
HT104	 6.4mm	HT109	 6.4mm	HT114	 8.4mm
HT207		HT208		HT209	
HT403	 6.3mm	HT405	 6.3mm	HT406	 6.3mm
HT501	 6.3mm	HT502	 6.3mm	HT503	 6.3mm
HT701	 4.0mm	HT703	 5.0mm	HT704	 5.0mm
HT801	 4.0mm	HT803	 5.0mm	HT804	 5.0mm

Heat Shrink Solder Butt Connectors

Solder butt connectors with adhesive lined heat shrink sleeving.

Fitting Hints: The stripped wires are inserted into the terminal and heat is applied with a hot air gun. The solder flows connecting the cables and the adhesive lined heat shrink sleeve reduces to form a seal.

Pack sizes: 10, 100.

Part No	Suitable for Cables (mm ²)	Colour	Internal Diameter (mm)
SBT2	0.5–1.0	Red	2.7
SBT3	1.5–2.5	Blue	4.5
SBT4	4.0–6.0	Yellow	6.0

Self Stripping Connectors

A range of self stripping connectors that provide a quick yet simple way of making an electrical connection.

Part No	Main Cable Conductor (mm ²)	Tap Cable Conductor (mm ²)	Pack Sizes
S906	0.5-1.0	0.65	100, 500
S561	1.5-2.5	0.65-2.0	100, 1000
S563	4.0-6.0	3.0-4.5	100

Fully insulated male terminal boot (S954), which is compatible with S953.

Part No	Main Cable Conductor (mm ²)	Connecting Terminal (mm)	Pack Size
S953	1.5-2.5	6.3 Blade	100
S954	1.5-2.5	6.3 Male	100



Brass Bullets & Connectors

Brass bullets suitable for crimping.

Part No	To Fit Strand (mm)	To Fit Cable (mm ²)	Pack Size
T911	14/0.30	1.0	100
T912	28/0.30	2.0	100

Single bullet connector.

Part No	Type	Sleeve Colour	Pack Size
T915	Single	Black	100

Double bullet connector.

Part No	Type	Sleeve Colour	Pack Size
T917	2 Way Common	Black	100



Flexible Cable Connector Strips

Part No	Current Rating (Amps)	To Fit Cables (mm ²)	Colours Available	Pack Size
FC719	3	Up To 2.5	Black	10
FC720	5	Up To 4.0	Black, Natural	10
FC721	15	Up To 10.0	Black, Natural	10



Non Insulated Terminals



TNIF63

6.3mm non insulated terminal. Suitable for cables 1.0–2.5mm². Pack sizes: 50, 1000.



TNIB63

6.3mm non insulated terminal boot. Suitable for cables 0.65–1.5mm². Pack sizes: 50, 1000.



TNIP63

6.3mm non insulated piggy back terminal. Suitable for cables 0.65–1.0mm². Pack sizes: 50, 1000.



MCTM1

6.3mm male brass terminal with locking notch for use with all the multiple connectors. Suitable for cables 0.75–2.0mm². Pack sizes: 50, 1000.



MCTF1

6.3mm female brass terminal with locking notch for use with all the multiple connectors. Suitable for cables 1.0–2.5mm². Pack sizes: 50, 1000.



SSTM1

Male superseal terminal. Suitable for cables 1.0–1.5mm². Pack sizes: 100, 1000.



SSTF1

Female superseal terminal. Suitable for cables 1.0–1.5mm². Pack sizes: 100, 1000.



SSTY1

Rubber seal for superseal. Pack sizes: 100, 1000.



SSP1

Rubber cavity plug for superseal. Pack sizes: 100, 1000.



MNTM1

Mate-N-Lock male pin terminal. Suitable for cables 0.5–2.5mm². Pack sizes: 100, 1000.



MNTF1

Mate-N-Lock female pin terminal. Suitable for cables 0.5–2.5mm². Pack sizes: 100, 1000.



FH245T

Uni F630 terminal. Cable sizes 0.5–1.5mm². MTA Part Number 1107900. Suitable for FH241. Pack size: 100.



FH249TR

Uni F630 terminal. Cable sizes 2.0–3.0mm². MTA Part Number 1707902. Suitable for FBB4U, FBB6U, FBB8U, FBB16U and FH210. Pack size: 100.



FH241S

Rubber seal for cables 0.5–1.5mm². MTA Part Number 4507770. Suitable for FH241. Pack size: 100.



FH242S

Rubber seal for cables 2.0–3.0mm². MTA part number 4507771. Suitable for FH242. Pack size: 100.



FH290T

Mini F280 terminal. Cable sizes 0.35–0.75mm². MTA Part Number 1108330. Suitable for FH360, FH365, FH385. Pack size: 100.

Non Insulated Terminals



FH300T

Mini F280 terminal.
Cable sizes 1.0–2.0mm².
MTA Part Number 1108331.
Suitable for FH360, FH365,
FH385. Pack size: 100.



FH307TR

Mini F280 bus bar terminal.
Cable sizes 1.0–2.0mm².
MTA Part Number 1708335.
Suitable for FH360, FH365,
FH385. Pack size: 100.



FH260T

Mini F280 terminal. Cable
sizes 2.5–4.0mm². MTA
Part Number 1108332.
Suitable for FH360, FH365,
FH385. Pack size: 100.



FH265T

STP F630 terminal. Cable sizes
2.5–4.0mm². MTA Part Number
1102050. Suitable for FH365,
FH370, FH375, FH385, FH390.
Pack size: 100.



FH270T

JPT F280 terminal.
Cable sizes 1.5–2.5mm².
MTA Part Number 1105630.
Suitable for FH365, FH370,
FH375, FH390. Pack size: 100.



FH305T

F950 terminal.
Cable sizes 2.5–5.0mm².
MTA Part Number 1107740.
Suitable for FH375, FH385.
Pack size: 20.



FH306T

F950 terminal.
Cable sizes 6.0– 8.0mm².
MTA Part Number 1107741.
Suitable for FH375, FH385.
Pack size: 20.



FH250T

Uni F630 terminal with clip.
Cable sizes 0.5–1.5mm².
MTA Part Number 1107920.
Suitable for FH210, FH241.
Pack size: 100.



FH310T

2.8mm locking notch terminal.
Cable sizes 0.5–1.0mm².
MTA Part Number 1101700.
Suitable for RB8, RB10.
Pack size: 100.



FH315T

4.8mm locking notch terminal.
Cable sizes 0.5–1.0mm².
MTA Part Number 1101710.
Suitable for RB9, FH375.
Pack size: 100.



FH325T

9.5mm locking notch terminal.
Cable sizes 6.0–10.0mm².
MTA Part Number 1101720.
Suitable for RB10. Pack size: 100.



FH510T

F800 terminal. Cable sizes
1.5–2.5mm². MTA Part Number
1107650. Suitable for FH510,
FH380. Pack size: 20.



FH520T

F800 terminal.
Cable sizes 4.0–6.0mm².
MTA Part Number 1107660.
Suitable for FH380,
FH520, FH602. Pack size: 20.



FH530T

F800 terminal.
Cable sizes 8.0–10.0mm².
MTA Part Number 1107670.
Suitable for FH380,
FH530, FH603. Pack size: 20.




FH540T

F800 terminal.
Cable size 16mm².
MTA Part Number 1107671.
Suitable for FH540, FH604,
FH380. Pack size: 20.

Multiple Connectors & Terminals

Quick release nylon connector housings for male and female locking terminals.
Available in natural (N). (11 way black only). Pack sizes 10, 100.



MCM1
1 Way Male



MCF1
1 Way Female



MCM4
4 Way Male



MCF4
4 Way Female



MCM2
2 Way Male



MCF2
2 Way Female



MCM6
6 Way Male



MCF6
6 Way Female



MCM2T
2 Way Male



MCF2T
2 Way Female



MCM8
8 Way Male



MCF8
8 Way Female



MCM3
3 Way Male



MCF3
3 Way Female



MCM11
11 Way Male



MCF11
11 Way Female

Mate-N-Lock Connectors

Quick Release Nylon Connector Housings for male and female pin terminals.
Available in natural (N). Pack sizes 10, 100.



MNM2
2 Way Male



MNF2
2 Way Female



MNM3
3 Way Male



MNF3
3 Way Female



MNM6
6 Way Male



MNF6
6 Way Female



MNM9
9 Way Male



MNF9
9 Way Female



MNM12
12 Way Male



MNF12
12 Way Female



MNM15
15 Way Male



MNF15
15 Way Female

Superseal Connectors

Superseal connectors are compact, high quality products designed for applications where a waterproof joint is required. The connectors are suitable for cable sizes 0.5mm² to 1.5mm². Supplied in male or female kit form, comprising of the housing, terminals and seals or as separate parts. Waterproof to IP67.



Part No	Description	Pack Size
SS1M	1 Way Male Housing + Terminal + Seal	1 Kit
SS1MH	1 Way Male Housing Only	10
SS2M	2 Way Male Housing + Terminals + Seals	1 Kit
SS2MH	2 Way Male Housing Only	10
SS3M	3 Way Male Housing + Terminals + Seals	1 Kit
SS3MH	3 Way Male Housing Only	10
SS4M	4 Way Male Housing + Terminals + Seals	1 Kit
SS4MH	4 Way Male Housing Only	10
SS5M	5 Way Male Housing + Terminals + Seals	1 Kit
SS5MH	5 Way Male Housing Only	10
SS6M	6 Way Male Housing + Terminals + Seals	1 Kit
SS6MH	6 Way Male Housing Only	10

Helpful links See **page 32** for SSTM1, SSTF1, SSSY1 and SSP1 terminals and seals.

Superseal Connectors

Superseal connectors are compact, high quality products designed for applications where a waterproof joint is required. The connectors are suitable for cable sizes 0.5mm² to 1.5mm². Supplied in male or female kit form, comprising of the housing, terminals and seals or as separate parts. Waterproof to IP67.

Part No	Description	Pack Size
SS1F	1 Way Female Housing + Terminal + Seal	1 Kit
SS1FH	1 Way Female Housing Only	10
SS2F	2 Way Female Housing + Terminals + Seals	1 Kit
SS2FH	2 Way Female Housing Only	10
SS3F	3 Way Female Housing + Terminals + Seals	1 Kit
SS3FH	3 Way Female Housing Only	10
SS4F	4 Way Female Housing + Terminals + Seals	1 Kit
SS4FH	4 Way Female Housing Only	10
SS5F	5 Way Female Housing + Terminals + Seals	1 Kit
SS5FH	5 Way Female Housing Only	10
SS6F	6 Way Female Housing + Terminals + Seals	1 Kit
SS6FH	6 Way Female Housing Only	10

Helpful links See **page 32** for SSTM1, SSTF1, SSSY1 and SSP1 terminals and seals.





Low Profile Mini Fuses

OEM quality MTA fuses, specifically designed to save space and weight in the latest vehicles. These fuses can be individually tested for continuity whilst installed.

Part No	Rating (Amps)	Colour	Pack Size
LP02	2	Grey	10
LP03	3	Violet	10
LP04	4	Pink	10
LP05	5	Tan	10
LP07	7.5	Brown	10
LP10	10	Red	10
LP15	15	Blue	10
LP20	20	Yellow	10
LP25	25	Clear	10
LP30	30	Green	10



Aftermarket Mini Blade Fuses

Designed to meet the highest standards of performance yet achieve budget price levels. These fuses can be individually tested for continuity whilst installed.

Part No	Rating (Amps)	Colour	Pack Sizes
FLA02	2	Grey	50, 1000
FLA03	3	Violet	50, 1000
FLA04	4	Pink	50, 1000
FLA05	5	Tan	50, 1000
FLA07	7.5	Brown	50, 1000
FLA10	10	Red	50, 1000
FLA15	15	Blue	50, 1000
FLA20	20	Yellow	50, 1000
FLA25	25	Clear	50, 1000
FLA30	30	Green	50, 1000



Mini Blade Fuses

OEM quality MTA fuses, this high quality product is fitted as standard by many European vehicle builders.

Part No	Rating (Amps)	Colour	Pack Sizes
FL02	2	Grey	10, 100
FL03	3	Violet	10, 100
FL04	4	Pink	10, 100
FL05	5	Tan	10, 100
FL07	7.5	Brown	10, 100
FL10	10	Red	10, 100
FL15	15	Blue	10, 100
FL20	20	Yellow	10, 100
FL25	25	Clear	10, 100
FL30	30	Green	10, 100

Helpful links See pages **46-55** for our range of fuse holders & fuse boxes

Aftermarket Blade Fuses

Designed to meet the highest standards of performance yet achieve budget price levels. These fuses can be individually tested for continuity whilst installed.

Part No	Rating (Amps)	Colour	Pack Sizes
FBA03	3	Violet	50, 1000
FBA04	4	Pink	50, 1000
FBA05	5	Tan	50, 1000
FBA07	7.5	Brown	50, 1000
FBA10	10	Red	50, 1000
FBA15	15	Blue	50, 1000
FBA20	20	Yellow	50, 1000
FBA25	25	Clear	50, 1000
FBA30	30	Green	50, 1000



Blade Fuses

OEM quality MTA fuses. This high quality product is fitted as standard by many European vehicle builders.



Part No	Rating (Amps)	Colour	Pack Sizes
FB01	1	Black	50, 1000
FB02	2	Grey	50, 1000
FB03	3	Violet	50, 1000
FB04	4	Pink	50, 1000
FB05	5	Tan	50, 1000
FB07	7.5	Brown	50, 1000
FB10	10	Red	50, 1000
FB15	15	Blue	50, 1000
FB20	20	Yellow	50, 1000
FB25	25	White	50, 1000
FB30	30	Green	50, 1000
FB40	40	Orange	50, 1000



LED Blade Fuses

Blade fuses fitted with an LED. The built-in LED on the top of the fuse glows when the fuse has blown.



Part No	Rating (Amps)	Colour	Pack Sizes
FBL02	2	Grey	10, 100
FBL03	3	Violet	10, 100
FBL04	4	Pink	10, 100
FBL05	5	Tan	10, 100
FBL07	7.5	Brown	10, 100
FBL10	10	Red	10, 100
FBL15	15	Blue	10, 100
FBL20	20	Yellow	10, 100
FBL25	25	Clear	10, 100
FBL30	30	Green	10, 100
FBL35	35	Turquoise	10, 100
FBL40	40	Orange	10, 100



Helpful links See pages 46-55 for our range of fuse holders & fuse boxes



Aftermarket Circuit Breaker Blade Fuses

Suitable for the protection of electrical systems on all types of vehicles. Each circuit breaker features a manual trip/reset button on top of the fuse.

Part No	Rating (Amps)	Colour	Pack Sizes
SCB05	5	Tan	2, 25
SCB07	7.5	Brown	2, 25
SCB10	10	Red	2, 25
SCB15	15	Blue	2, 25
SCB20	20	Yellow	2, 25
SCB25	25	White	2, 25
SCB30	30	Green	2, 25



Aftermarket Maxi Blade Fuses

Designed to meet the highest standards of performance yet achieve budget price levels.

Part No	Rating (Amps)	Colour	Pack Sizes
FMA20	20	Yellow	10, 100
FMA30	30	Green	10, 100
FMA40	40	Orange	10, 100
FMA50	50	Red	10, 100
FMA60	60	Blue	10, 100
FMA70	70	Tan	10, 100
FMA80	80	Clear	10, 100
FMA100	100	Violet	10, 100



Maxi Blade Fuses

OEM quality MTA fuses, used for protecting the larger circuits up to 100 Amps. This high quality product is fitted as standard by many European vehicle builders.

Part No	Rating (Amps)	Colour	Pack Sizes
FMB20	20	Yellow	10, 100
FMB30	30	Green	10, 100
FMB40	40	Orange	10, 100
FMB50	50	Red	10, 100
FMB60	60	Blue	10, 100
FMB70	70	Light Brown	10, 100
FMB80	80	White	10, 100
FMB100	100	Violet	10, 100

Strip Fuses

OEM quality MTA fuses, for protecting circuits up to 100 amps.

Part No	Rating (Amps)	Pack Size
FS30	30	10
FS40	40	10
FS50	50	10
FS60	60	10
FS80	80	10
FS100	100	10



Midi Fuses

OEM quality MTA fuses, for protecting the larger circuits up to 150 amps.

Part No	Rating (Amps)	Colour	Pack Sizes
MD30	30	Orange	1, 10
MD40	40	Green	1, 10
MD50	50	Red	1, 10
MD60	60	Yellow	1, 10
MD70	70	Brown	1, 10
MD80	80	White	1, 10
MD100	100	Blue	1, 10
MD125	125	Pink	1, 10
MD150	150	Black	1, 10



Mega Fuses

OEM quality MTA fuses, for protecting circuits up to 500 amps.

Part No	Rating (Amps)	Colour	Pack Sizes
MF100	100	Yellow	1, 10
MF125	125	Green	1, 10
MF150	150	Orange	1, 10
MF175	175	White	1, 10
MF200	200	Blue	1, 10
MF225	225	Light Brown	1, 10
MF250	250	Pink	1, 10
MF300	300	Grey	1, 10
MF400	400	Violet	1, 10
MF500	500	Brown	1, 10



Aftermarket Continental Fuses

Part No	Rating (Amps)	Colour	Pack Sizes
FC05	5	Yellow	50, 1000
FC08	8	White	50, 1000
FC16	16	Red	50, 1000
FC25	25	Blue	50, 1000



Helpful links See [page 45-53](#) for our range of fuse holders & fuse boxes



FBT



FBE



Blade Fuse Tester / Extractors

FBT OEM quality parts, suitable for testing and extracting blade fuses. When the three pins are placed on the exposed metal part of the blade fuse, the green indicator light will glow if the fuse has not blown. Individually packed.

FBE OEM quality parts suitable for extracting all types of blade fuses. Pack size 10.




PAL Fuses (Female)

Part No	Rating (Amps)	Colour	Pack Size
PF20	20	Light Blue	5
PF30	30	Pink	5
PF40	40	Green	5
PF50	50	Red	5
PF60	60	Yellow	5
PF80	80	Black	5
PF100	100	Blue	5



PAL Fuses (Male)

Part No	Rating (Amps)	Colour	Pack Size
PL30	30	Pink	5
PL40	40	Green	5
PL50	50	Red	5
PL60	60	Yellow	5
PL80	80	Black	5
PL100	100	Blue	5




PAL Fuses (Male-48)

Part No	Rating (Amps)	Colour	Pack Size
PH20	20	Light Blue	5
PH30	30	Pink	5
PH40	40	Green	5
PH50	50	Red	5
PH60	60	Yellow	5
PH70	70	Brown	5
PH80	80	Black	5
PH100	100	Blue	5

PAL Fuses (Male-62)

Part No	Rating (Amps)	Colour	Pack Size
PS30	30	Pink	5
PS40	40	Green	5
PS50	50	Red	5
PS60	60	Yellow	5
PS80	80	Black	5
PS100	100	Blue	5



PAL Fuses (Mini-Clip)

Part No	Rating (Amps)	Colour	Pack Size
PD25	25	Brown	5
PD30	30	Green	5



PAL Fuses (Clip)

Part No	Rating (Amps)	Colour	Pack Size
PE45	45	Red	5
PE65	65	Black	5
PE75	75	Grey	5



PAL Fuses (J Type)

Part No	Rating (Amps)	Colour	Pack Size
PK20	20	Light Blue	5
PK30	30	Pink	5
PK40	40	Green	5
PK50	50	Red	5
PK60	60	Yellow	5
PK70	70	Brown	5
PK80	80	Black	5





30mm Glass Fuses

Flat ended glass fuses 30mm x 6.3mm.

Part No	Rating (Amps)	Pack Size
FG01	1	50
FG02	2	50
FG03	3	50
FG05	5	50
FG10	10	50
FG15	15	50
FG20	20	50
FG25	25	50
FG30	30	50
FG35	35	50
FG50	50	50



20mm Radio Fuses

Radio fuses 20mm x 5mm.

Part No	Rating (Amps)	Pack Size
FGR01	1	50
FGR02	2	50
FGR03	3	50
Part No	Rating (Amps)	Pack Size
FGR05	5	50
FGR10	10	50

FH412



FH420



FH430



FH440



Blade Fuse Holders

Individual fuse holders, accepts blade fuses.

Part No	Rating (Amps)	Cable Conductor Cross Section (mm ²)	Cable Colour	Pack Sizes
FH410	10	1.3	Black	10, 100
FH412	10	1.3	Red	10, 100
FH415	20	2.0	Black	10, 100
FH420	30	3.3	Orange	10, 100
FH425	30	3.3	Black	10, 100

Individual fuse holders, accepts blade fuses. These splash proof fuse holders are fitted with a lid to prevent ingress of water.

Part No	Rating (Amps)	Cable Conductor Cross Section (mm ²)	Cable Colour	Pack Sizes
FH430	10	1.3	Black	10, 100
FH432	10	1.3	Red	10, 100
FH435	20	2.0	Black	10, 100
FH440	30	3.3	Orange	10, 100
FH445	30	3.3	Black	10, 100

Blade Fuse Holders

FH210

OEM quality MTA product. Individual fuse holder. Accepts blade fuses. Several fuse holders can be clipped together to form a multiple fuse block. The cable connections are made by 2 x 6.3mm blade terminals which are pre-fitted into the base of the fuse holder. Pack sizes: 10, 100.

FH210C

OEM quality MTA product. Transparent 'Push On' cover for FH210. Pack sizes: 10, 100.

FH210P

OEM quality MTA product. Fixing plate and screw, used for securing FH210 or FH220 to a firm surface. Pack sizes: 10, 100.

FH213

OEM quality MTA product. Individual fuse holder. Accepts blade fuses. The cable connections are made by 2 x 6.3mm blade terminals. Pack sizes: 10, 100.

FH220

OEM quality MTA product. Individual fuse holder. Accepts blade fuses. Several fuse holders can be clipped together to form a multiple fuse block. The cable connections are made by 2 x 6.3mm blade terminals. Pack sizes: 10, 100.

OEM quality MTA product. Individual fuse holders, accepts blade fuses. This splash proof fuse holder can be clipped together to form a multiple fuse box. The fuse holder is supplied complete with cover, silicone gasket, terminal locking bar, 2 terminals and 2 seals. See **page 49** for FH500P, FH501P and FH502P fixing plates.

Part No	Terminals To Fit Cables (mm ²)	Pack Sizes
FH241	0.5-1.5	10, 100
FH242	2.0-3.0	10, 100

FH225

OEM quality MTA product. Individual fuse holder. Accepts blade fuses. This easy to use fuse holder snaps onto the cable without the need to cut or terminate the cable. Rated up to 20 amps. Suitable for cables 0.65mm² to 1.30mm². Pack sizes: 10, 100

Add a Circuit Blade Fuse Holder

FH450

OEM quality MTA product. Add a circuit blade fuse holder. Designed to provide an additional fused feed in a standard blade fuse box. Pack sizes: 2, 50.





LED Blade Fuse Holders

Individual fuse holders. Accepts blade fuses. The built-in LED glows when the fuse has blown. Also fitted with a lid to prevent water ingress.

Part No	Rating (Amps)	Cable Conductor Cross Section (mm ²)	Cable Colour	Pack Sizes
FH545	20	2.0	Red	10, 100
FH546	30	3.0	Red	10, 100



Mini Blade Fuse Holders

Individual fuse holders. Accepts mini blade fuses. These splash proof fuseholders are fitted with a lid to prevent ingress of water.

Part No	Rating (Amps)	Cable Conductor Cross Section (mm ²)	Cable Colour	Pack Sizes
FH585	20	2.0	Black	10, 100
FH595	30	3.3	Black	10, 100



Add a Circuit Mini Blade Fuse Holder


FH597 Add a circuit mini blade fuse holder. Designed to provide an additional fused feed in a mini blade fuse box. Pack sizes: 2, 50.



LED Mini Blade Fuse Holders

Individual fuse holders. Accepts mini blade fuses. The built-in LED glows when the fuse has blown, also fitted with a lid to prevent water ingress.

Part No	Rating (Amps)	Cable Conductor Cross Section (mm ²)	Cable Colour	Pack Sizes
FH426	20	2.0	Red	10, 100
FH427	30	3.0	Red	10, 100



30mm Glass Fuse Holders

Glass fuse holders. Accepts 30mm fuses.

Part No	Rating (Amps)	Cable Conductor Cross Section (mm ²)	Cable Colour	Pack Sizes
FH120	10	1.0	Red	10, 100
FH140	20	2.0	Green	10, 100

Glass fuse holders. Accepts 30mm fuses. Fitted with 2 x 6.3mm terminals.

Part No	Rating (Amps)	Cable Conductor Cross Section (mm ²)	Cable Colour	Pack Sizes
FH130	10	1.0	Red	10, 100
FH150	20	2.0	Green	10, 100

Maxi Blade Fuse Holders

Individual fuse holders. Accepts maxi blade fuses. Several fuse holders can be clipped together to form a multiple fuse block. The fuse holder is supplied complete with transparent cover, terminal locking bar and 2 terminals.

See **page 49** for FH500P, FH501P and FH502P fixing plates.

Part No	Terminals to Fit Cables (mm ²)	Pack Sizes
FH510	1.0–2.5	1, 10
FH520	4.0–6.0	1, 10
FH530	8.0–10.0	1, 10
FH540	16.0	1, 10



Individual fuse holders. Accepts maxi blade fuses. These splash proof fuse holders can be clipped together to form a multiple fuse block. The fuse holder is supplied complete with cover, terminal locking bar, cable cover and 2 terminals.

See **page 49** for FH500P, FH501P and FH502P fixing plates

Part No	Terminals to Fit Cables (mm ²)	Pack Sizes
FH602	4.0–6.0	1, 10
FH603	8.0–10.0	1, 10
FH604	16.0	1, 10




Individual fuse holders. Accepts maxi blade fuses. These splash proof fuse holders are fitted with a lid to prevent ingress of water.

Part No	Rating (Amps)	Cable Conductor Cross Section (mm ²)	Cable Colour	Pack Sizes
FH620	60	8.5	Red	1, 10
FH621	100	13.0	Red	1, 10



FH625

Individual fuse holder. Accepts aftermarket maxi blade fuses. The fuse holder is supplied complete with 2 screws to secure the cable using ring terminals and a cover. Pack sizes: 1, 10.



Helpful links See **page 40** for our range of aftermarket maxi blade fuses

FH560



FH562



Midi Fuse Holders

FH560

Individual fuse holder. Accepts midi fuses and strip fuses. The cable connections are made using the 2 x 5mm studs. Maximum cable size for this unit is 16mm². Pack sizes: 1, 10.


FH562

Individual fuse holder. Accepts midi fuses. The cable connections are made using the 2 x 5mm studs. Multiple fuse holders can be clipped together to form a fuse block. Pack sizes: 1, 10.

FH567



FH569



Mega Fuse Holders

Individual fuse holder, accepts mega fuses. The fuse holder is supplied complete with 2 terminals for crimping onto the cable.

Part No	Terminals to Fit Cables (mm ²)	Pack Sizes
FH567	10-20	1, 10
FH568	25-35	1, 10

FH569

Individual fuse holder. Accepts mega fuses. The cable connections are made using the 2 x 8mm studs. The fuse holder is fixed onto a firm surface using fixing points located at the ends of the unit. Multiple fuse holders can be clipped together to form a fuse block. Pack sizes: 1, 10.



Continental Fuse Holder

FH310

Individual fuse holder. Accepts continental fuses. Supplied with 8 amp fuse. The cable connections are made using the 2 screw down fittings at the ends of the fuse holder. Pack sizes: 10, 100.

Fixing Plates

FH500P

OEM quality product. Fixing plate for securing a variety of fuse holders and relay holders to a firm surface. Pack sizes: 10, 100.

FH501P

OEM quality product. Fixing plate for securing a variety of fuse holders and relay holders to a firm surface. Pack sizes: 10, 100.

FH502P

OEM quality product. Fixing plate for securing a variety of fuse holders and relay holders to a firm surface. Pack sizes: 10, 100.

All fixing plates are compatible with FH241, FH242, FH510, FH520, FH530, FH540, FH602, FH603 and FH604.

FH500P



FH501P




FH502P



Battery Distribution Fuse Box

BDB1

Battery distribution fuse box. Incorporates an inbuilt battery terminal. The box can be fitted with 8 maxi blade fuses and 2 midi fuses. BDB1 is supplied complete with 4 x 2 way housings and 8 terminals. Suitable for cable sizes 4.0mm² to 6.0mm². The main power cable fits onto an 8mm stud and the two midi fuses connect to 2 x 5mm studs. Individually packed.





OEM Modular Fuse and Relay Boxes

FH355

OEM Cover for 5 way module frame. Individually packed.

FH345

OEM 5 way module frame. Accepts a combination of any 5 modules. Individually packed.

FH350

OEM Cover for 4 way module frame. Individually packed.

FH340

OEM 4 way module frame. Accepts a combination of any 4 modules. Individually packed.

FH330

OEM Double module cover with position for fuse extractor (FBE) see **page 42**. Individually packed.

FH317

OEM Pair of double module brackets. Accepts any 2 modules. Individually packed.

FH505

OEM Single module cover. Individually packed.

FH337

OEM Pair of single module brackets. Accepts any one of the 7 modules. Packed in pairs.

FH360

OEM Mini blade fuse box. Accepts 20 mini blade fuses. This fuse box can be mounted using any of the modular frames above. Supplied complete with terminal locking bars and 40 terminals for crimping cables 1.0mm² to 2.0mm². Individually packed.

FH360H

OEM Mini Blade fuse housing with locking bar only. Pack size: 10.

OEM Modular Fuse and Relay Boxes

FH365

OEM Mini blade fuse and micro relay box. Accepts 6 mini blade fuses and 4 micro relays. This fuse / relay box can be mounted using any of our modular frames. Supplied complete with terminal locking bars, 12 terminals for crimping cables 1.0mm² to 2.0mm² for the mini blade fuses and 20 terminals for the micro relays. Individually packed.

FH365H

OEM Mini blade fuse and micro relay housing with locking bars only. Pack size: 10.

FH370

OEM Micro relay box. Accepts 6 micro relays. This relay box can be mounted using any of our modular frames. Supplied complete with terminal locking bars and 30 terminals suitable for a variety of micro relays. Individually packed.

FH370H

OEM Micro relay housing with locking bars only. Pack size: 10.

FH375

OEM Mini relay and high performance relay box. Accepts 1 mini relay and 1 high performance relay. This relay box can be mounted using any of our modular frames. Supplied complete with terminal locking bars and 15 terminals suitable for both relay types. Individually packed.

FH375H

OEM Mini relay and high performance relay housing with locking bars only. Pack size: 10.

FH5390

OEM Mini relay box. Accepts 2 mini relays. This relay box can be mounted using any of our modular frames. Supplied complete with terminal locking bars and 18 terminals suitable for a variety of mini relays. Individually packed.

FH390H

OEM Mini relay housing with locking bars only. Pack size: 10.

FH385

OEM Mini blade fuse and high performance relay box. Accepts 10 mini blade fuses and 1 high performance relay. This relay box can be mounted using any of our modular frames. Supplied complete with terminal locking bars, 20 terminals for crimping cables 1.0mm² to 2.0mm² for the mini blade fuses and 6 terminals for the high performance relay. Individually packed.

FH385H







OEM Mini blade fuse and high performance relay housing with locking bars only. Pack size: 10.

FH380

OEM blade fuse box. Accepts 6 maxi blade fuses. This fuse box can be mounted using any of our modular frames. Supplied complete with terminal locking bars, 6 terminals for crimping cables 4.0mm² to 6.0mm² and a common feed terminal. Individually packed.

FH380H

OEM Maxi blade fuse housing with locking bars only. Pack size: 10.



FBF6U



FBF4U



Blade Fuse Boxes

Blade fuse boxes complete with transparent cover and terminal locking bar. The cable connections are made using the 6.3mm male blade terminals which are fitted on the underside of the fuse box.


Part No	No of Fuses	Male Blade Terminals Fitted (mm)	Dimensions H x W x D (mm)	Pack Sizes
FBF4U	4	8 x 6.3	58 x 65 x 26	1, 100, 500
FBF6U	6	12 x 6.3	58 x 85 x 26	1, 50, 500



FBF8U

8 way blade fuse box complete with transparent cover and gasket which is designed to be inserted into a panel. The cable connections are made using the 16 x 6.3mm male blade terminals which are fitted on to the underside of the fuse box. Dimensions 42mm (H) x 115mm (W) x 30mm (D). Pack sizes: 1, 50, 300.

FBF8T



FBF6T



FBF4T



Blade fuse boxes complete with transparent cover and gasket. The cable connections are made using the 6.3mm male blade terminals which are fitted on the sides of the fuse box.

Part No	No of Fuses	Male Blade Terminals Fitted (mm)	Dimensions H x W x D (mm)	Pack Sizes
FBF4T	4	8 x 6.3	36 x 80 x 29	1, 100
FBF6T	6	12 x 6.3	36 x 100 x 29	1, 50
FBF8T	8	16 x 6.3	36 x 120 x 29	1, 50



FBF16U

16 way blade fuse box complete with transparent cover, gasket and terminal locking bar. Supplied with 32 terminals for crimping cables 1.0mm² to 2.5mm². The female push-on terminals provided are crimped onto the cables, these are then inserted underneath the fuse box and are firmly held in place using the terminal locking bar. This fuse box can be clipped together with another box or boxes to form a 32 or 48 way unit. FBF16U can also be clipped together with the 4 and 7 way relay boxes (RB4U and RB7U) to form a single integrated unit. Dimensions 64mm (H) x 135mm (W) x 42mm (D). Individually packed.

Blade Fuse Box

FBB6M

6 way blade fuse box complete with a transparent screw down cover. This fuse box contains 2 positive circuits and 1 negative circuit. Max 30 Amps per output. Max 100 Amps per box. Dimensions 55mm (H) x 93mm (W) x 123mm (L). Individually packed.



LED Blade Fuse Boxes


LED blade fuse box complete with transparent cover. Consists of 1 x 5mm positive power input stud which feeds each of the blade fuses. Each fuse has a 6.3mm male blade terminal and a red LED indicator light next to it that glows when the fuse has blown. The boxes can be fixed to a firm surface using the mounting holes.

Part No	No of Fuses	Male Blade Terminals Fitted (mm)	Dimensions H x W x D (mm)	Pack Size
FBB4L	4	4 x 6.3	35 x 45 x 85	1
FBB6L	6	6 x 6.3	35 x 65 x 85	1
FBB10L	10	10 x 6.3	35 x 95 x 85	1

FBB4L



FBB6L



FBB10L




Relay Boxes

Relay boxes complete with transparent cover, gasket and locking bars. Supplied with terminals for crimping cables 1.0mm² to 2.5mm². The female push-on terminals provided are inserted underneath the relay box and are firmly held in place using the locking bars. Both boxes can be clipped together along with the 16 way fuse box (FBB16U) to form a single integrated unit. Individually packed.

Part No	No of Relays	Suitable for	Dimensions H x W x D (mm)
RB4U	4	Mini Relays	64 x 131 x 42
RB7U	7	Micro Relays	64 x 131 x 42

RB7U



RB4U



Switchable Surface Mount Circuit Breakers

Typically used in auxiliary and accessory circuits in trucks, buses, RV's and marine systems.

Sealed for engine compartment and bilge area applications.

Compliances: SAE J1171 (ignition protected), SAE J1625.

Ingress Protection: IP67.

Voltage: 48Vdc.

Interrupt Rating: 3000A @ 30Vdc.

Operating Temp: -32°C to 82°C

Storage Temp: -34°C to 149°C

Material: Black UL-rated 94V0 thermoset plastic.

Protective stud insulators included.

Part No	Rating (Amps)	Stud Size	Pack Sizes
HCB50S	50	1/4"	1, 10
HCB60S	60	1/4"	1, 10
HCB80S	80	1/4"	1, 10
HCB100S	100	1/4"	1, 10
HCB150S	150	1/4"	1, 10
HCB200S	200	3/8"	1, 10



Switchable Panel Mount Circuit Breakers

Typically used in auxiliary and accessory circuits in trucks, buses, RV's and marine systems.

Sealed for engine compartment and bilge area applications.

Compliances: SAE J1171 (ignition protected), SAE J1625.

Ingress Protection: IP67.

Voltage: 48Vdc.

Interrupt Rating: 3000A @ 30Vdc.

Operating Temp: -32°C to 82°C

Storage Temp: -34°C to 149°C

Material: Black UL-rated 94V0 thermoset plastic.

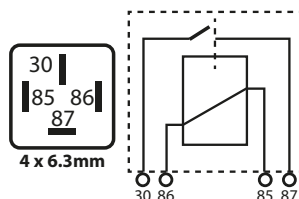
Part No	Rating (Amps)	Stud Size	Pack Sizes
HCB50P	50	1/4"	1, 10
HCB80P	80	1/4"	1, 10
HCB100P	100	1/4"	1, 10

Please contact the Sales Team for further amp ratings and sizes available

Mini Relays

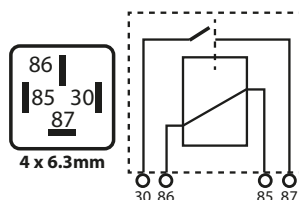
RE2058

Mini relay 4 pin 24V 22A.
Normally open multi purpose.
Pack size: 10.



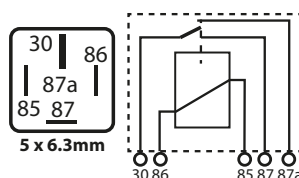
RE2383

Mini relay 4 pin 12V 40A.
Normally open multi purpose.
Pack size: 10.



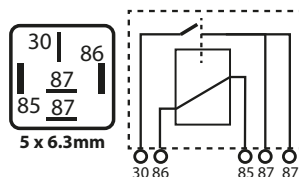
RE2032

Mini relay 5 pin 12V 40/15A.
Change over multi purpose.
Pack size: 10.



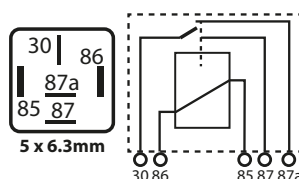
RE2031

Mini relay 5 pin 12V 40A.
Double output normally open
multi purpose. Pack size: 10.



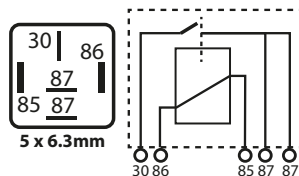
RE2060

Mini relay 5 pin 24V 22/10A.
Change over multi purpose.
Pack size: 10.



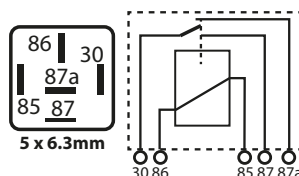
RE2059

Mini relay 5 pin 24V 22A.
Double output normally open
multi purpose. Pack size: 10.



RE2391

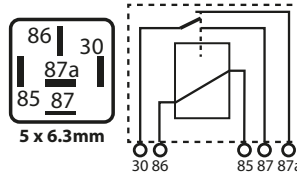
Mini relay 5 pin 12V 40/15A.
Change over multi purpose.
Pack size: 10.



MAHLE



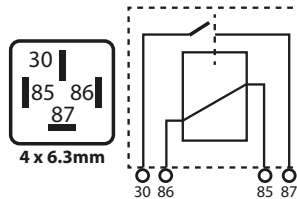
FORMERLY **NAGARES**



Mini Relays

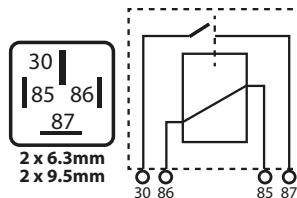
RE2393

RE2393 Mini relay 5 pin 24V 22/10A.
Change over multi purpose.
Pack size: 10.



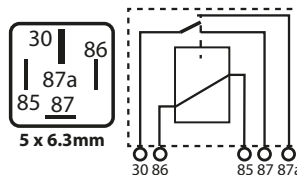
RE2152

Mini relay 4 pin 12V 40A
Normally open multi purpose.
Pack size: 10.



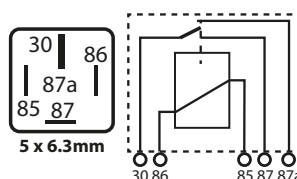
RE2687

Mini HD relay 4 pin 12V 70A.
Normally open multi purpose.
Pack size: 10.



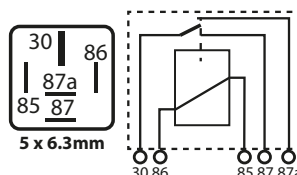
RE2752

Mini relay 5 pin 12V 40/15A.
With resistor, change over multi purpose. Pack size: 10.



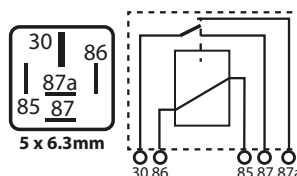
RE2754

Mini relay 5 pin 24V 22/10A.
With resistor, change over multi purpose. Pack size: 10.



RE2689

Mini relay 5 pin 12V 40/15A.
With diode, change over multi purpose.
Pack size: 10.



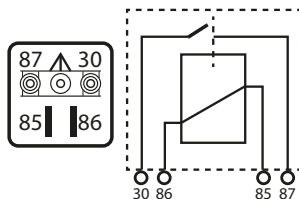
RE2700

Mini relay 5 pin 24V 22/10A.
With diode, change over multi purpose.
Pack size: 10.

High Performance Relays

RE2362

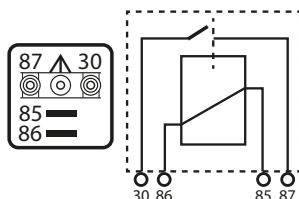
High performance HD relay 24V 60A.
Normally open multi purpose.
Individually packed.



MAHLE
FORMERLY **NAGARES**

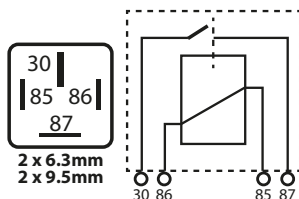
RE2253

High performance HD relay 24V 100A.
Normally open multi purpose.
Individually packed.



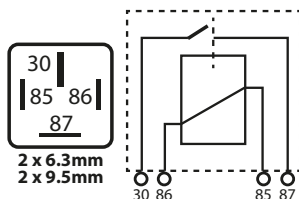
RE2810

High performance HD relay 4 pin
12V 70A. With resistor, normally open
multi purpose. Pack sizes: 1, 10.



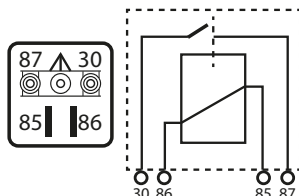
RE2792

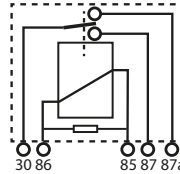
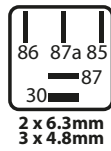
High performance HD relay 4 pin
24V 40A. Normally open multi
purpose. Pack sizes: 1, 10.



RE2136

High performance HD relay 12V 100A
Normally open multi purpose.
Individually packed.

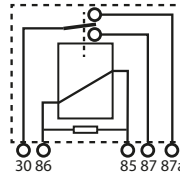
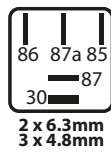




Micro Relays

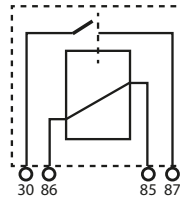
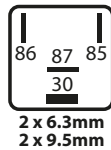

RE2290

Micro relay 5 pin 12V 20/10A.
With resistor, change over multi
purpose. Individually packed.



RE2291

Micro relay 5 pin 24V 15/6A.
With resistor, change over multi
purpose. Individually packed.



RE2288

Micro relay 4 pin 12V 22A.
With resistor, normally open multi
purpose. Individually packed.

Relay Holders

RB5

Mini relay holder which can be clipped together to form a multiple relay block. Supplied with 5 x 6.3mm female blade terminals. Pack sizes: 10, 100.

RB5H

Mini relay holder without terminals. Pack sizes: 10, 100.



RB8

Mini relay holder and fixing bracket which can be clipped together to form a multiple relay block. Supplied with 5 x 6.3mm female blade and 4 x 2.8mm female blade terminals. Pack sizes: 10, 100.

RB8H

Mini relay holder without terminals. Pack sizes: 10, 100.



RB9

Micro relay holder and fixing bracket which can be clipped together to form a multiple relay block. Supplied with 2 x 6.3mm female blade and 3 x 4.8mm female blade terminals. Pack sizes: 10, 100.

RB9H

Micro relay holder without terminals. Pack sizes: 10, 100.



RB10

High performance relay holder and fixing bracket which can be clipped together to form a multiple relay block. Supplied with 3 x 6.3mm female blade, 4 x 2.8mm female blade and 2 x 9.5mm female blade terminals. Pack sizes: 10, 100.

RB10H

High performance relay holder without terminals. Pack sizes: 10, 100.



Harnessflex
SPECIALIST CONDUIT SYSTEMS



Sleeving (Convoluted)

Halogen-free nylon convoluted sleeving suitable for bundling of wires and protection against abrasion. Continuous operating temperature -40°C to 105°C with short excursions up to 150°C. Self-extinguishing. Resistant to petrol, oil and water. Flammability to UL94. Available in black (B). Can be used with our conduit fitting interfaces on [page 66](#).

Part No	Minimum Internal Diameter (mm)	Maximum External Diameter (mm)	Lengths Available (metre)
CTPA08	6.6	10.2	25, 100
CTPA10	8.2	11.75	100
CTPA12	10.0	13.25	25, 100
CTPA16	11.0	16.1	25, 100
CTPA18	14.2	18.5	25, 100
CTPA20	16.1	21.35	25, 100
CTPA25	20.1	24.5	25, 100
CTPA28	21.2	28.6	25, 100

Harnessflex
SPECIALIST CONDUIT SYSTEMS



Sleeving (Split Convoluted)

The technical specification for the split convoluted sleeving is the same as the un-split sleeving (above). However, this product has a continuous split running along its length for easy application. Available in black (B). Can be used with our conduit fitting interfaces on [page 66](#).

Part No	Minimum Internal Diameter (mm)	Maximum External Diameter (mm)	Lengths Available (Metres)
CTPA08-S	6.6	10.2	25, 100
CTPA10-S	8.2	11.75	100
CTPA12-S	10.0	13.25	25, 100
CTPA16-S	11.0	16.1	25, 100
CTPA18-S	14.2	18.5	25, 100
CTPA20-S	16.1	21.35	25, 100
CTPA25-S	20.1	24.5	25, 100
CTPA28-S	21.2	28.6	25, 100



Sleeving (PVC)

General purpose PVC sleeving suitable for bundling of cables and protection against abrasion. Continuous operating temperature -20°C to 70°C. Resistant to petrol, oil and water. Self extinguishing in 30 seconds. Available in black (B).

Part No	Internal Diameter (mm)	Wall Thickness (mm)	Lengths Available (Metres)
SL700	4	0.5	100
SL701	5	0.5	100
SL702	6	0.5	100
SL703	8	0.5	100
SL704	10	0.5	100
SL705	12	0.5	100
SL706	14	0.5	100
SL707	16	0.5	100
SL809	20	1.0	50
SL810	25	1.0	50

Sleeving (Heat Shrink)

Halogen free flexible polyolefin heat shrink sleeving. Suitable for a wide range of applications which include marking, colour coding, insulating, bundling of wires and protection against abrasion. Continuous operating temperature -55°C to 125°C. Flame retardant to UL224. Shrink temperature 100°C. Shrink ratio 2 to 1. Supplied in a variety of sizes, lengths and colours. Larger lengths supplied on reels.



Part No	Internal Diameter Before Heating (mm)	Internal Diameter After Heating (mm)	Wall Thickness After Heating (mm)	Colours Available	Lengths Available (Metres)		
					Bag	Mini Box	Reel
HS02.4	2.4	1.2	0.5	Black	5	11	150
HS03.2	3.2	1.6	0.5	Black, Red	5	11	150
HS04.8	4.8	2.4	0.5	Black, Red	5	10	60
HS06.4	6.4	3.2	0.65	Black, Red	5	9	60
HS09.5	9.5	4.8	0.65	Black, Red	5	7	60
HS12.7	12.7	6.4	0.75	Black, Red	5	6	60
HS19.1	19.1	9.5	0.75	Black, Red	5	5	60
HS25.4	25.4	12.7	0.9	Black	5	3.5	30
HS38.1	38.1	19.0	1.0	Black	5	-	30

*When ordering HS19.1 in 5 metre lengths, please state bag or mini box.

Sleeving (Heat Shrink) - Cut Lengths

Technical specification as above.

Part No	Contents	Colours Available	Total Lengths Per Bag (Metres)
HR3	25 x 150mm Pieces of HS02.4	Black	3.75
HR4	25 x 150mm Pieces of HS03.2	Black, Red	3.75
HR5	20 x 150mm Pieces of HS04.8	Black, Red	3.0
HR6	15 x 150mm Pieces of HS06.4	Black, Red	2.25
HR7	15 x 150mm Pieces of HS09.5	Black, Red	2.25
HR8	10 x 150mm Pieces of HS12.7	Black, Red	1.5
HR9	7 x 150mm Pieces of HS19.1	Black, Red	1.05



Sleeving (Heat Shrink - Adhesive Lined)

Halogen free flexible polyolefin heat shrink sleeving. Suitable for a wide range of applications which include marking, colour coding, insulating, bundling of wires and protection against abrasion. Continuous operating temperature -55°C to 125°C. Flame retardant to UL224. Shrink temperature 100°C. Shrink ratio 2 to 1. Supplied in a variety of sizes, lengths and colours. Larger lengths supplied on reels.



Part No	Internal Diameter Before Heating (mm)	Internal Diameter After Heating (mm)	Wall Thickness After Heating (mm)	Lengths Available (Metres)
HA1	3.2	1.1	0.5	1.22, 150
HA2	4.8	1.6	1.0	1.22, 75
HA3	6.4	2.2	1.2	1.22, 60
HA4	9.5	3.2	1.5	1.22, 60
HA5	12.7	4.3	1.6	1.22, 25
HA6	19.1	6.4	1.8	1.22, 25
HA7	25.4	8.5	1.8	1.22, 25
HA9	39.0	13.0	1.9	1.22, 25



Sleeving (Braided)

Expandable braided sleeving is flame retardant and halogen free. It offers durable abrasion resistance in a wide range of industrial applications. The open weave construction allows easy installation on a bundle of hoses and cables. The construction of the braid allows the sleeving to be expanded up to 300%. Ideal for applications in cable harnesses, automatic equipment, railways and the general manufacturing industry where wire and cable are required to have tough and durable protection. Available in black (B)

Nominal sizes indicate flat width. The sleeving has an expandable character, the below sizes are to the nearest standard size.

- Material: Polyester (PET)
- Operating Temperature Range: -50°C to 150°C
- Melt Point: 250°C +/- 5
- Tensile Strength: 100,000 PSI
- Flammability: UL224 VW-1 Low Smoke—Zero Halogen
- Excellent UV resistance and anti-abrasion
- RoHS Compliant

Part No	Nominal Size Flat Width	Expandable Range Min (mm)	Expandable Range Max (mm)	Length Per Bag (Metres)	Lengths Per Reel (Metres)
ESB05B	5	3	9	10	100
ESB08B	8	5	12	10	100
ESB12B	12	8	17	10	50
ESB20B	20	14	27	10	50
ESB25B	25	18	34	10	50
ESB30B	30	28	47	10	25
ESB40B	40	35	64	10	25

Sleeving (Spiral Binding)

Spiral binding provides a neat and quick method of protecting harnesses and wiring looms against abrasion. Once fitted it can be constantly adjusted or reused. Material—PE. Continuous operating temperature -30°C to 80°C. RoHS compliant. UL94 HB. approved. Halogen free. Available in black (B).



Part No	Bundled Diameter (mm)	Lengths Available (Metres)
SB6B	5-30	25
SB8B	8-40	25
SB12B	12-50	25



PVC Tapes (Adhesive)

Self adhesive PVC tapes designed for use in a variety of applications i.e. insulating, repairs, colour coding, bundling of cables, protection against abrasion and other forms of damage. Continuous operating temperature 0°C to 90°C. Self extinguishing. Thickness 0.13mm. Available in a wide variety of widths, lengths and colours.

Part No	Width (mm)	Length (Metres)	Colours Available	Pack Size (Rolls)
2702/1B	12	20	Black	10
2702/2B	19	20	Black	10
2702/2G	19	20	Green	10
2702/2R	19	20	Red	10
2702/2U	19	20	Blue	10
2702/2W	19	20	White	10
2702/2Y	19	20	Yellow	10
2702/4B	19	33	Black	10
2702/3B	25	20	Black	10

General Purpose PVC Tape (Adhesive)

General purpose self adhesive PVC insulation tape suitable for a variety of applications, including insulating, cable harnessing and general repairs. Suitable for indoor and outdoor applications. Continuous operating temperature 0°C to 90°C. Conforms to BS EN 60454-2. Flame retardant.

Part No	Width (mm)	Length (Metres)	Colours Available	Pack Sizes (Rolls)
PV700B	19	20	Black	10 Box of 250



PVC Harness Tapes (Non Adhesive)

Non adhesive PVC tapes used for wrapping type applications i.e. protecting harness and wiring looms against abrasion etc. Continuous operating temperature -40°C to 85°C. Self extinguishing. Thickness 0.12mm.

Part No	Width (mm)	Length (Metres)	Colours Available	Pack Size (Rolls)
216/1B	19	40	Black	8
216/2B	25	40	Black	6



Amalgamating Tapes

A strong self amalgamating polyisobutylene elastic tape which when wrapped onto itself will create a watertight seal. Used on cable joints and connections. Continuous operating temperature -40°C to 90°C. Thickness 0.5mm.

Part No	Width (mm)	Length (Metres)	Colours Available	Pack Size (Rolls)
2501/1B	25	10	Black	1
2515/1W	25	10	White	1



Cloth/Fleece Tapes

PV514

Halogen free self adhesive cloth harness tape used for wrapping type applications. Roll size: 19mm x 25M. Temperature range: -40°C to 125°C. Pack sizes: 1, 10, box 256.

PV538

Halogen free self adhesive cloth / fleece harness tape used for wrapping type applications. Roll size: 19mm x 25M. Temperature range: -40°C to 105°C. Pack sizes: 1, 10, box 144.

PV740

Self adhesive fleece harness tape used for wrapping type applications. Roll size: 15mm x 15M. Temperature range: -40°C to 105°C. Pack sizes: 1, 10, box 120.

PV514



PV538



PV740





Nylon Cable Ties

Part No	Length (mm)	Width (mm)	Strength (kg)	Colours Available	Pack Sizes
CT401	80	2.5	8.0	Black	100
CT402	100	2.5	8.1	Black, Natural	100
CT403	140	3.6	18.2	Black	100
CT4031	200	3.6	18.2	Black, Natural	100
CT4032	300	3.6	18.2	Black	100
CT404	120	4.8	22.2	Black	100
CT405	160	4.8	22.2	Black	100
CT406	200	4.8	22.2	Black, Natural	100
CT4061	300	4.8	22.2	Black	100
CT4062	370	4.8	22.2	Black, Natural	100
CT408	200	7.6	54.4	Black	100
CT409	300	7.6	54.4	Black	100
CT4091	368	7.6	54.4	Black	100
CT4092	430	9.0	79.4	Black	100
CT410	526	9.0	79.4	Black, Natural	100
CT411	780	9.0	79.4	Black	100
CT701	300	4.8	22.2	Silver	10, 100



Cable Tie Fixings

2 way and 4 way cable tie mounts with a self adhesive base. Alternatively the mount can be fixed by using a self tapping screw through the hole in the centre. Available in black (B).

Part No	Maximum Cable Tie Size (mm)	Base Size (mm)	Fixing (mm)	Pack Size
CTM3	4.8	19.0 x 19.0	3.5	100
CTM4	4.8	28.0 x 28.0	5.7	100

Cable tie cradle suitable for the larger cable ties. The cradle is fixed to a firm surface using a self tapping screw. Available in black (B).

Part No	Maximum Cable Tie Size (mm)	Base Size (mm)	Fixing (mm)	Pack Size
CTC1	9.0	21.9 x 15.9	5.0	100

Cable tie eyelet suitable for fixing cable ties securely to a firm surface. Available in black (B).

Part No	Maximum Cable Tie Size (mm)	Base Size (mm)	Fixing (mm)	Pack Size
CTE1	5.0	20.0 x 10.0	4.3	100

Mounting Clips

Aluminium cable mounting clips with a self adhesive base.
Suitable for fixing cables or conduit.

Part No	Maximum Cable Diameter (mm)	Base Size (mm)	Pack Size
SC1	6.3	16.0 x 11.0	250
SC2	10.0	19.0 x 16.0	250



Nylon cable mounting clips with a self adhesive base. Suitable for fixing cables or conduit. Available in natural (N).

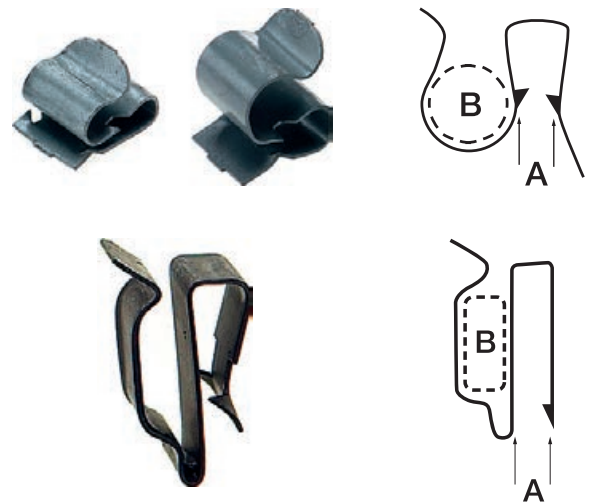
Part No	Maximum Cable Diameter (mm)	Base Size (mm)	Pack Size
MCA1	3.8	16.0 x 16.0	100
MCA2	7.7	25.0 x 25.0	100
MCA3	12.0	27.0 x 27.0	100



Cable Clips (Steel)

Suitable for fixing cables or conduit with a round profile.

Part No	A Suitable for Steel Gauge (mm)	B Suitable for Cable Diameter (mm)	Pack Size
CC20	4.0-7.0	6.0-7.0	25
CC21	4.0-7.0	8.0-9.0	25
CC22	4.0-7.0	10.0-11.0	25
CC23	4.0-7.0	12.0-14.0	25
CC30	2.0-4.0	6.0-7.0	25
CC31	2.0-4.0	8.0-9.0	25
CC32	2.0-4.0	10.0-11.0	25
CC33	2.0-4.0	12.0-14.0	25




Suitable for fixing cables or conduit with a rectangular profile.


Part No	A Suitable for Steel Gauge (mm)	B Suitable for Cable Diameter (mm)	Pack Size
CC40	0.6-4.5	12.0 x 7.0	25

P Clips (Nylon)

Nylon P clips for fixing cables, conduit etc. Available in black (B).

Part No	Dimensions (mm)			Pack Size
	A	B	C	
PC10	3.2	5.2	13.2	50
PC11	4.5	5.2	9.7	50
PC12	6.3	5.2	9.7	50
PC13	7.6	4.8	9.7	50
PC14	9.3	4.8	9.7	50
PC15	12.6	5.2	12.8	50
PC16	15.8	4.6	12.0	25
PC17	19.4	5.3	12.0	25
PC18	25.4	4.6	12.0	25
PC19	28.6	4.6	12.7	25





P Clips (Zinc Plated Steel)

Black rubber covered zinc plated mild steel P clips for fixing cables, conduit etc. Rubber covered to provide protection against vibration and chafing.

Part No	Dimensions (mm)			Pack Size
	A	B	C	
PA50	4.8	6.2	12.7	10
PA51	6.0	6.2	12.7	10
PA52	8.0	6.2	12.7	10
PA53	10.0	6.2	12.7	10
PA54	12.0	6.2	12.7	10
PA55	13.0	6.2	12.7	10
PA56	14.0	6.2	12.7	10
PA57	16.0	6.2	12.7	10
PA58	17.0	6.2	12.7	10
PA59	19.0	6.2	12.7	10
PA60	21.0	6.2	12.7	10
PA61	25.0	6.2	12.7	10

Harnessflex SPECIALIST CONDUIT SYSTEMS



Conduit Fitting Interfaces

This product is ideal to interface our Superseal connectors with our black CTPA conduit, this helps to protect the cable from dirt and other types of ingress. In addition the 90° version allows the conduit to rotate 360° around the connector housing. This can minimise problems caused by movement or vibration.

Part No	Description	Conduit Compatibility (Un-split/Split)	Superseal Compatibility (Male/Female)	Pack Sizes
CFI082	8mm Conduit Interface	CTPA08/CTPA08-S	SS2M/SS2F	10, 100
CFI083	8mm Conduit Interface	CTPA08/CTPA08-S	SS3M/SS3F	10, 100
CFI084	8mm Conduit Interface	CTPA08/CTPA08-S	SS4M/SS4F	10, 100
CFI102	10mm Conduit Interface	CTPA10/CTPA10-S	SS2M/SS2F	10, 100
CFI103	10mm Conduit Interface	CTPA10/CTPA10-S	SS3M/SS3F	10, 100
CFI104	10mm Conduit Interface	CTPA10/CTPA10-S	SS4M/SS4F	10, 100
CFI122	12mm Conduit Interface	CTPA12/CTPA12-S	SS2M/SS2F	10, 100
CFI123	12mm Conduit Interface	CTPA12/CTPA12-S	SS3M/SS3F	10, 100
CFI124	12mm Conduit Interface	CTPA12/CTPA12-S	SS4M/SS4F	10, 100
CFIR082	8mm 90° Conduit Interface	CTPA08/CTPA08-S	SS2M/SS2F	10, 100
CFIR083	8mm 90° Conduit Interface	CTPA08/CTPA08-S	SS3M/SS3F	10, 100
CFIR122	12mm 90° Conduit Interface	CTPA12/CTPA12-S	SS2M/SS2F	10, 100

Battery Starter/Earthing Cables

Suitable for cars and light commercial vehicles.

16mm² flexible copper conductors, PVC insulated.

Ring terminals: 8mm hole. Available in black (B) or red (R).



Part No	Length (mm)	Pack Size
BS101	225	10
BS102	300	10
BS103	375	10
BS104	450	10
BS105	600	10
BS106	760	10
BS107	915	10



16mm² flexible copper conductors, PVC insulated.

Ring terminal: 8mm hole. Battery terminal: Universal.

Available in black (B) or red (R).

Part No	Length (mm)	Pack Size
BS201	225	10
BS202	300	10
BS204	450	10
BS205	600	10
BS206	760	10
BS207	915	10



19mm² round braided tinned copper conductors.

Ring terminals: 8mm hole.

Part No	Length (mm)	Pack Size
BS300	150	10
BS301	225	10
BS302	300	10
BS303	375	10
BS304	450	10
BS305	600	10
BS306	760	10



19mm² round braided tinned copper conductors.

Ring terminal: 8mm hole. Battery terminal: Universal.

Part No	Length (mm)	Pack Size
BS501	225	10
BS502	300	10
BS503	375	10
BS504	450	10
BS505	600	10
BS506	760	10



Don't forget, we manufacture our cables in the UK
As well as our listed range, we also **make to order!**



VTE Insulators

VTE insulators are designed for use in marine, commercial, industrial and automotive markets.

214N2V14

NEW



214N2V02



228N3V14



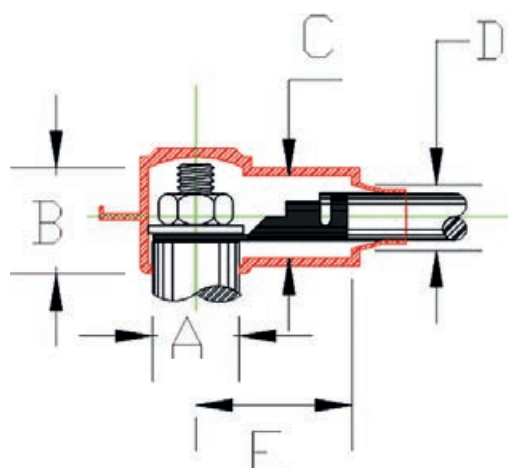
228N3V02



232N4V14



232N4V02



VTE 200 Series Insulators

Designed to protect ring and lug terminals.
Available in sizes from 12mm up to 34mm.

The 200 Series works with stud and eyelet terminals and is commonly used on inverters, starters, windlasses, chargers and other high energy connections. For use with stud-type terminal posts.

- Material: PVC
- Flammability: UL94-V2
- Temperature Rating: 105°C



Part No	A Terminal O.D. (mm)	B Post Height (mm)	C Inside Grip Dia (mm)	D Entry (mm)	E Terminal Length (mm)	Nominal Material Thickness (mm)	Colour	Pack Size
212N1V02	12.0	17.8	12.7	3.30	25.4	1.5	Red	10
212N1V14	12.0	17.8	12.7	3.30	25.4	1.5	Black	10
212N2V02	12.0	17.8	12.7	7.62	25.4	1.5	Red	10
212N2V14	12.0	17.8	12.7	7.62	25.4	1.5	Black	10
214N1V02	14.0	19.1	12.7	3.30	25.4	1.5	Red	10
214N1V14	14.0	19.1	12.7	3.30	25.4	1.5	Black	10
214N2V02	14.0	19.1	12.7	7.62	25.4	1.5	Red	10
214N2V14	14.0	19.1	12.7	7.62	25.4	1.5	Black	10
216E2V02	16.0	20.3	12.7	7.62	31.8	1.5	Red	10
216N1V02	16.0	20.3	12.7	3.30	25.4	1.5	Red	10
216N1V14	16.0	20.3	12.7	3.30	25.4	1.5	Black	10
216N2V02	16.0	20.3	12.7	7.62	25.4	1.5	Red	10
216N2V14	16.0	20.3	12.7	7.62	25.4	1.5	Black	10
218E2V02	18.0	22.1	12.7	7.62	31.8	1.5	Red	10
218E2V14	18.0	22.1	12.7	7.62	31.8	1.5	Black	10
218N2V02	18.0	22.1	12.7	7.62	25.4	1.5	Red	10
218N2V14	18.0	22.1	12.7	7.62	25.4	1.5	Black	10
220E3V02	20.0	24.1	17.8	12.7	44.5	1.8	Red	10
220E3V14	20.0	24.1	17.8	12.7	44.5	1.8	Black	10
220N2V02	20.0	24.1	17.8	7.62	33.5	1.8	Red	10
220N3V02	20.0	24.1	17.8	12.7	33.5	1.8	Red	10
220N3V14	20.0	24.1	17.8	12.7	33.5	1.8	Black	10
222E3V02	22.0	26.7	17.8	12.7	44.5	1.8	Red	10
222N3V02	22.0	26.7	17.8	12.7	33.5	1.8	Red	10
222N3V14	22.0	26.7	17.8	12.7	33.5	1.8	Black	10
224N3V02	24.0	28.7	17.8	12.7	41.2	2.0	Red	10
224N3V14	24.0	28.7	17.8	12.7	41.2	2.0	Black	10
226E3V02	26.0	31.8	17.8	12.7	52.3	2.0	Red	10
226N2V02	26.0	31.8	17.8	7.62	41.2	2.0	Red	10
226N3V14	26.0	31.8	17.8	12.7	41.2	2.0	Black	10
228E3V02	28.0	33.5	19.1	12.7	57.2	2.3	Red	10
228E3V14	28.0	33.5	19.1	12.7	57.2	2.3	Black	10
228N3V02	28.0	33.5	19.1	12.7	44.5	2.3	Red	10
228N3V14	28.0	33.5	19.1	12.7	44.5	2.3	Black	10
230N3V02	30.0	35.6	19.1	12.7	44.5	2.3	Red	10
230N3V14	30.0	35.6	19.1	12.7	44.5	2.3	Black	10
232N4V02	32.0	38.1	22.9	17.8	44.5	2.5	Red	10
232N4V14	32.0	38.1	22.9	17.8	44.5	2.5	Black	10
234N4V02	34.0	40.6	22.9	17.8	50.8	2.5	Red	10
234N4V14	34.0	40.6	22.9	17.8	50.8	2.5	Black	10

All VTE part numbers, which are not our standard stock list, are available to order.

VTE Battery Terminal Insulators

High quality VTE insulators are designed for use in marine, commercial, industrial and automotive markets.

These battery terminal insulators protect tapered style battery posts.

- Material: PVC
- Flammability: UL94-V2
- Temperature Rating: 105°C



Part No	Post Height (mm)	Cable Entry (mm)	Colour	Pack Size
415N9V02	18.8	15.9	Red	10
415N9V14	18.8	15.9	Black	10
430N8V02	21.1	17.3	Red	10
430N8V14	21.1	17.3	Black	10

415N9V02



415N9V14



430N8V02



NEW

VTE 458 Series - Insulator for Dual Post Battery

Cover can insulate post when not in use. Often used with 226 VTE Series Covers.

- Material: PVC
- Flammability: UL94-V2
- Temperature Rating: 105°C

Part No	Colour	Pack Size
458NOV02	Red	10



VTE 900 Series - Insulator for Tapered Battery Posts

Protects tapered battery posts. Right cable entry. Cable entry ring can utilise cable tie, securing insulator.

- Material: PVC
- Flammability: UL94-V2
- Temperature Rating: 105°C



Part No	Cable Entry (mm)	Colour	Pack Size
900R9V02	16.0	Red	10



All VTE part numbers, which are not our standard stock list, are available to order.

405N9V02



405N9V14



600N7V14



800N8V02



VTE Lug & Ring Terminal Insulators

Can be used with starters, generators, alternators, solenoids and other devices.

- Material: PVC
- Flammability: UL94-V2
- Temperature Rating: 105°

Part No	Terminal O.D. (mm)	Post Height (mm)	Cable Entry (mm)	Colour	Pack Size
405N9V02	25.4	24.8	12.7	Red	10
405N9V14	25.4	24.8	12.7	Black	10
600N7V14	40.0	41.1	20.0	Black	10
800N8V02	18.5	26.2	7.90	Red	10

433R5V02



444L9V02



VTE L-Post Terminal Insulators

Designed to protect L-Post terminals or Flag terminals.

- Material: PVC
- Flammability: UL94-V2
- Temperature Rating: 105°C

Part No	Post Height (mm)	Cable Entry (mm)	Colour	Pack Size
433L5V14	26.4	11.2	Black	10
433R5V02	26.4	11.2	Red	10
444L9V02	30.5	11.2	Red	10

456BN9V02



456N9V14



457N3V02



VTE Adapter Terminal Insulators

Designed to protect combination connections where cables may be detached from the battery terminal.

- Material: PVC
- Flammability: UL94-V2
- Temperature Rating: 105°C

Part No	Cable Entry (mm)	Colour	Pack Size
456N9V02	5.2	Red	10
456N9V14	5.2	Black	10
457N2V02	8.10	Red	10
457N3V02	14.0	Red	10
457N3V14	14.0	Black	10

All VTE part numbers, which are not our standard stock list, are available to order.

VTE Busbars

VTE Terminal Busbars are used to distribute power to several locations. Each busbar has various connection points, some with different sizes which can be used in a variety of applications.



VTE 210A 4 Point Busbars

VTE 4 point terminal busbars allow up to 4 connections to positive or negative systems. Each connection post can maintain multiple connections, making them flexible and robust.

Material: Stainless steel posts, washers and hex nuts.
Base material: glass-filled nylon. Individually packed.

Part No.	No. of Studs	Max Rating (Amps) @ 12V	Overall Dimensions H x W x D (mm)	Colour	Suitable Cover
7704NON02	3 x 3/8" (9.5mm)	210	26.8 x 28.9 x 133.5	Red	314NP00
	1 x 1/4" (6.4mm)				
7705NON14	3 x 5/16" (7.9mm)	210	26.8 x 28.9 x 133.5	Black	314NP00
	1 x 1/4" (6.4mm)				

7704NON02



7705NON14



VTE 150A 10 Point Busbars


Allowing up to 10 electrical connections, each running up to 15 amps continuously. With the optional terminal cover, the assembly complies with USCG, ISO and ABYC standard requirements.

Suitable cover available separately see **page 72**.

Material: Stainless steel posts, washers and hex nuts.
Base material: glass-filled nylon. Individually packed.

Part No.	No. of Studs	No. of Screws	Max Rating (Amps) @ 12V	Overall Dimensions H x W x D (mm)	Colour	Suitable Cover (Available separately)
771025NON02	2 x 1/4" (6.4mm)	10 x 4.2mm	150A	37.3 x 31.8 x 152.4	Red	724N3P02/05
771025NON14	2 x 1/4" (6.4mm)	10 x 4.2mm	150A	37.3 x 31.8 x 152.4	Black	724N3P14

771025NON02



771025NON14



VTE 180A 12 Point Busbar Kits

Allowing up to 12 electrical connections, each running up to 15 amps continuously.

Using the terminal cover and insulators provided, the assembly complies with USCG, ISO and ABYC standard requirements. Each kit includes a 12 point busbar, cover and a 218N2V Series Insulator.

Material: Stainless steel posts, washers and hex nuts. Base material: glass-filled nylon. Individually packed.

Part No.	No. of Studs	No. of Screws	Max Rating (Amps) @ 12V	Busbar Overall Dimensions H x W x D (mm)	Colour
71225N02	1 x 1/4" (6.4mm)	12 x 4.2mm	180A	27.8 x 28.9 x 132.9	Red
71225N14	1 x 1/4" (6.4mm)	12 x 4.2mm	180A	27.8 x 28.9 x 132.9	Black



All VTE part numbers, which are not our standard stock list, are available to order.

TTB710N02



TTB710N14

TTB720N02



TTB720N14

VTE Tab-Type Busbars

Tab-type busbars accept 'push-on' type quick disconnect terminals. This greatly increases production speed, whilst reducing labour costs.

Suitable cover and kit available separately (see below).

Material: Stainless steel tabs, nickel-plated connection plate.
Base material: glass-filled nylon. Individually packed.

Part No.	No. of Studs	No. of Tabs	Max Rating (Amps) @ 12V	Overall Dimensions H x W x D (mm)	Colour	Suitable Cover Kit with Insulators (available separately)	Suitable Terminal (available separately)
TTB710N02	1 x 1/4" (6.4mm)	10 x 6.3mm	120A	43.5 x 44.5 x 123.8	Red	7102030N2	T405
TTB710N14	1 x 1/4" (6.4mm)	10 x 6.3mm	120A	43.5 x 44.5 x 123.8	Black	7102030N3	T405
TTB720N02	1 x 1/4" (6.4mm)	20 x 6.3mm	120A	49.9 x 44.5 x 123.8	Red	7102030N2	T405
TTB720N14	1 x 1/4" (6.4mm)	20 x 6.3mm	120A	49.9 x 44.5 x 123.8	Black	7102030N3	T405

314NOP00



724N3P02



724N3P05



724N3P14



VTE Busbar Covers

Covers for 4 point and 10 point busbars, providing protection against accidental shorts.

Material: 4 point cover PVC, 10 point cover polypropylene with rubber inserts. Individually packed.

Part No.	Overall Dimensions H x W x D (mm)	Colour	To Cover Busbar Style	To Cover Busbar
314NOP00	44.5 x 58.0 x 190.5	Clear	4 Point	7704NON02/14
724N3P02	47 x 43 x 183	Red	10 Point	771025NON02
724N3P05*	47 x 43 x 183	Yellow	10 Point	771025NON14
724N3P14	47 x 43 x 183	Black	10 Point	771025NON14

VTE Cover Kits for Tab Type Busbars

Each kit includes a cover and insulator to protect against accidental shorts. Complies with ABYC, ISO and USCG requirements.

Material: Polypropylene busbar cover and PVC insulators.
Individually packed.

Part No.	Overall Dimensions H x W x D (mm)	Colour	Complete with Insulators	To Cover Busbar Style	To Cover Busbar
7102030N2	37 x 31 x 118	Red	216N1V02/ 216N2V02	10 or 20 Tab Type	TTB710N02/ TTB720N02
7102030N3	37 x 31 x 118	Black	216N1V14/ 216N2V14	10 or 20 Tab Type	TTB710N14/ TTB720N14

All VTE part numbers, which are not our standard stock list, are available to order.

VTE Power Distribution Points



VTE 1 Point Power Distribution Posts

Designed to securely fasten multiple cables to a single point. They can be used for positive or negative wires/cables, and come in various sizes to fit your needs and budget. Material: Glass-filled nylon base, stainless steel stud, nut and washer.

Individually packed.

Part No.	Stud Size	Max Rating (Amps) @12V	Polarity	Colour	Overall Dimensions H x W x D (mm)	Base Size
77025N02	1/4" (6.4mm)	150	+ VE	Red	39.4 x 24.6 x 53.3	Small
77025N14	1/4" (6.4mm)	150	- VE	Black	39.4 x 24.6 x 53.3	Small
77031N02	5/16" (7.9mm)	190	+ VE	Red	41.1 x 24.6 x 53.3	Small
77031N14	5/16" (7.9mm)	190	- VE	Black	41.1 x 24.6 x 53.3	Small
77131N02	5/16" (7.9mm)	190	+ VE	Red	53.6 x 44.5 x 83.8	Large
77131N14	5/16" (7.9mm)	190	- VE	Black	53.6 x 44.5 x 83.8	Large
77137N02	3/8" (9.5mm)	240	+ VE	Red	54.4 x 44.5 x 83.8	Large
77137N14	3/8" (9.5mm)	240	- VE	Black	54.4 x 44.5 x 83.8	Large



77025N02



77025N14



77031N02



77031N14



77131N02



77131N14



77137N14



77137N14

VTE 8 Point Power Distribution Posts

Used to connect several wires/cables to a central location. These devices can be used to deliver power to a control panel, feed multiple low-current devices, or when grounding wires/cables.

Material: Glass-filled nylon base, stainless steel post, nickel-plated copper alloy conductive disc and tin-plated copper alloy conductive nuts. Individually packed.

Part No.	Stud Size	Max Rating (Amps) @12V	Polarity	Colour	Overall Dimensions H x W x D (mm)	Suitable Insulating Disc (Available Separately)
77831N02	5/16" (7.9mm)	160	+ VE	Red	53.8 x 45.4 x 85	479A9P00
77831N14	5/16" (7.9mm)	160	- VE	Black	53.8 x 45.4 x 85	479A9P00
77837N02	3/8" (9.5mm)	160	+ VE	Red	55.8 x 45.4 x 85	479B9P00*
77837N14	3/8" (9.5mm)	160	- VE	Black	55.8 x 45.4 x 85	479B9P00*

*Available to order, not currently stocked



77831N02



77831N14



77837N02



77837N14

Insulating Disc for 8 Point Distribution Posts

Clear insulating disc protects against shorts. Suitable for use with the 8 point power distribution posts (7.9mm). Material: Clear Polypropylene. Individually packed.

Part No.	Colour	Overall Dimensions Dia x Thickness (mm)	Suitable Cover For (Available Separately)
479A9P00	Clear	67 x 2.4	77831N02 77831N14



All VTE part numbers, which are not our standard stock list, are available to order.



VTE Power Bushings



Copper Core Power Bushings

An innovative and unique solution for passing current through a barrier.

Easy to assemble and install for panel thicknesses up to 3/8" (9.5mm). Available in standard and weatherproof options denoted by a 'W'. Weatherproof option includes panel seal and insulator.

Material: Glass-filled nylon bushing, nickel plated steel stud.

Individually packed.

Part No.	Stud Size	Nominal Amps	Peak Amps	Colour
CCB376NONR02	3/8" (9.5mm)	440	550	Red
CCB376NONR02W	3/8" (9.5mm)	440	550	Red



Copper Core Jumper Bushing

This flush mount kit can be used when installing a pair of bushings to sheet metal. Kit includes: 1 red and 1 black jumper bushing, 1 adhesive template drilling guide and 1 plastic divider.

Individually packed.

Part No.	Stud Size	Max Rating (Amps) @12V	Colour
CCJB376FMKM	3/8" (9.5mm)	350	Red/Black

All VTE part numbers, which are not our standard stock list, are available to order.

Battery Terminals (Quick Release)

BT330N/P

Quick release terminals designed to be fitted onto or removed from a battery without tools.

Material: Passivated steel. Suitable for cables up to 25mm².

Packed as a pair (1 positive, 1 negative) or 25 pairs (25 positive, 25 negative).



Disconnect Battery Terminals

BT335N

Brass battery terminal suitable for use as a simple security device or battery isolator. The vehicle cannot be started as the battery is isolated once the green top has been unscrewed. This terminal fits on the negative battery post. Individually packed.

BT336N

Brass battery terminal as BT335N with a fused link to maintain a supply to the vehicle alarm, radio, ECU etc. Supplied with a 5A fuse. Individually packed.



Battery Terminals (Screw Fixing)

Battery terminals with screw fixings. Material: Tin plated brass.

Part No	Polarity	Suitable for Cables (mm ²)	Cable Entry Hole Size (mm)	Pack Size
BT450N	-VE	Up To 40	9.5	10
BT450P	+VE			10
BT451N	-VE	Up To 60	11.8	10
BT451P	+VE			10
BT452N	-VE	Up To 95	16.0	10
BT452P	+VE			10



Battery Terminals (Stud & Nut Fixing)

Battery terminals with stud and nut fixings. Material: Tin plated brass.

Part No	Polarity	Stud Size (mm)	Stud Length (mm)	Pack Size
BT461N	-VE	8.0	14	10
BT461P	+VE			10
BT463N	-VE	10.0	14	10
BT463P	+VE			10
BT465N	-VE	10.0	30	8
BT465P	+VE			8





Battery Terminals (Stud & Wingnut Fixing)

Battery terminals with stud and wingnut fixing.
Material: Tin plated brass.

Part No	Polarity	Stud Size (mm)	Stud Length (mm)	Pack Size
BT462N	-VE	8.0	14.0	10
BT462P	+VE			10



Battery Terminals (Solder or Crimp)

Battery terminals suitable for crimping or soldering.
Material: Tin plated brass.

Part No	Polarity	Suitable for Cables	Cable Entry Hole Size (mm)	Pack Size
BT472N	-VE	934, PVC25, 400	7.2	10
BT472P	+VE			10
BT473N	-VE	935, PVC35, PVC40, PVC50	8.9	10
BT473P	+VE			10
BT475N	-VE	PVC70	11.5	10
BT475P	+VE			10



Universal Battery Terminals (Solder or Crimp)

Universal battery terminals designed to fit either the positive or negative battery post, suitable for crimping or soldering.
Material: Tin plated brass.

Part No	Polarity	Suitable for Cables	Cable Entry Hole Size (mm)	Pack Size
BT457	Universal	PVC16, PVC20	5.9	10
BT458	Universal	934, PVC25, 400	7.0	10



Battery Terminal (Crimp or Ring)

Battery terminals suitable for crimping or fixing cable with a ring terminal. Material: Tin plated brass.

Part No	Polarity	Suitable for Cables (mm ²)	Pack Size
BT441N	-VE	10-20	10
BT441P	+VE	10-20	10

Aftermarket Angle Covers

Push on terminal covers suitable for use with a variety of copper tube terminals.

Material: Rubber (AC1-AC3), PVC (AC4-AC11).

Part No	A Internal Sleeve Diameter (mm)	B Internal Cap Diameter (mm)	C Internal Cap Depth (mm)	Colour	Pack Sizes
AC1B	6.5	10.5	11.5	Black	10, 100
AC2B	8.0	15.5	17.0	Black	10, 100
AC2R	8.0	15.5	17.0	Red	10, 100
AC3B	9.0	15.5	22.5	Black	10, 100
AC4B	17.0	25.0 x 38.0	18.5	Black	10, 100
AC4R	17.0	25.0 x 38.0	18.5	Red	10, 100
AC8B	4.0-6.0	13.0	18.5	Black	10, 100
AC8R	4.0-6.0	13.0	18.5	Red	10, 100
AC9B	8.0-12.0	19.0	20.0	Black	10, 100
AC9R	8.0-12.0	19.0	20.0	Red	10, 100
AC10B	14.0-20.0	30.0	33.0	Black	10, 100
AC10R	14.0-20.0	30.0	33.0	Red	10, 100
AC11B	20.0-26.0	35.0	38.0	Black	10, 100
AC11R	20.0-26.0	35.0	38.0	Red	10, 100



AC1B



AC2



AC3B



AC4



AC8



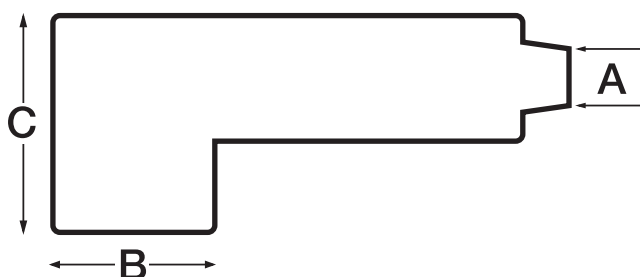
AC9



AC10



AC11



BTC10



BTC20



BTC30



BTC60



BTC50



Aftermarket Battery Terminal Covers

Battery terminal covers suitable for use with a variety of battery terminals. Material: PVC.

Internal dimensions: (L) 48mm, (W) 35mm, (H) 25mm.

Internal barrel diameter: 14mm.

Part No	Polarity	Suitable for use in conjunction with	Colour	Pack Sizes
BTC10B	-VE	BT457, BT458, BT472, BT473	Black	10, 100
BTC10R	+VE		Red	10, 100
BTC20B	-VE	BT450, BT451	Black	10, 100
BTC20R	+VE		Red	10, 100
BTC30B	-VE		Black	10, 100
BTC30R	+VE		Red	10, 100

Battery terminal covers suitable for use with a variety of battery terminals. Material: PVC.

Internal dimensions: (L) 62mm, (W) 35mm, (H) 28mm.

Internal barrel diameter: 16mm.

Part No	Polarity	Suitable for use in conjunction with	Colour	Pack Sizes
BTC60B	-VE	BT475	Black	10, 100
BTC60R	+VE		Red	10, 100

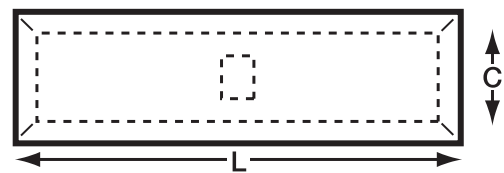
Battery terminal covers suitable for use with stud type battery terminals. Material: PVC.

Part No	Polarity	Suitable for use in conjunction with	Colour	Pack Sizes
BTC50B	-VE	BT461, BT462, BT463	Black	10, 100
BTC50R	+VE		Red	10, 100

Butt Splices

Crimp butt splices for joining cables. Material: Tinned Copper.

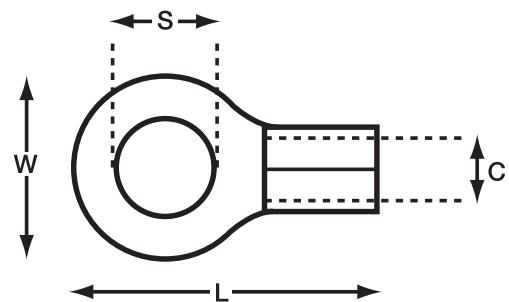
Part No	Suitable For Cables (mm ²)	C Cable Entry (mm)	L Length (mm)	Pack Sizes
CTB06	6	4.0	20	10, 100
CTB10	10	4.5	23	10, 100
CTB16	16	5.5	30	10, 100
CTB25	25	6.7	35	10, 100
CTB35	35	8.6	40	10, 100
CTB50	40-50	9.5	40	10, 100
CTB70	60-70	12	45	10, 100

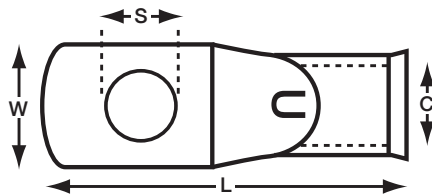


Open End Terminals

Open end terminals suitable for crimping or soldering. Material: Tinned Copper.

Part No	Suitable For Cables (mm ²)	C Cable Entry (mm)	S Stud Hole Size (mm)	L Length (mm)	W Width (mm)	Pack Sizes
ET10/6	10	4.5	6.4	23.3	12.0	10, 100
ET10/8			8.4	29.2	15.0	
ET10/10			10.5	29.2	15.0	
ET16/6	16	5.8	6.4	29.2	12.0	10, 100
ET16/8			8.4	32.5	16.0	
ET16/10			10.5	32.5	16.0	
ET25/6	25	7.7	6.4	33.5	16.5	10, 100
ET25/8			8.4	33.5	16.5	
ET25/10			10.5	33.5	16.5	
ET35/8	35	9.4	8.4	42.7	22.0	10, 100
ET35/10			10.5	42.7	22.0	
ET50/8	40-50	11.4	8.4	49.7	22.0	10, 100
ET50/10			10.5	49.7	22.0	
ET70/8	60-70	13.3	8.4	50.0	24.0	10, 50
ET70/10			10.5	51.0	24.0	





Copper Tube Terminals

Copper Tube Terminals with extra long barrels and a new heavy duty construction. All terminals feature an inspection hole. Suitable for crimping or soldering.

Material: Tinned Copper.

Part No	Suitable For Cables (mm ²)	C Cable Entry (mm)	S Stud Hole Size (mm)	L Length (mm)	W Width (mm)	Pack Sizes
CTT06/5	6	4.5	5.3	27	8	10, 100
CTT06/6			6.3	27	9	
CTT06/8			8.4	30	11	
CTT10/5	10	4.5	5.1	30	11	10, 100
CTT10/6			6.5	31	11	
CTT10/8			8.6	35	13	
CTT10/10			10.2	40	15	
CTT10/12			13.0	41	19	
CTT16/5	16	5.5	5.1	40	11	10, 100
CTT16/6			6.5	40	11	
CTT16/8			8.6	39	13	
CTT16/10			10.5	42	15	
CTT16/12			13.0	44	17	
CTT25/5	25	7.0	5.2	40	13	10, 100
CTT25/6			6.6	39	14	
CTT25/8			8.5	41	15	
CTT25/10			10.4	44	16	
CTT25/12			13	45	18	
CTT35/6	35	8.2	6.5	41	15	10, 100
CTT35/8			8.4	41	15	
CTT35/10			10.6	46	15	
CTT35/12			13.0	47	18	
CTT50/6	40-50	9.5	6.4	47	18	10, 100
CTT50/8			8.5	45	17.5	
CTT50/10			10.6	50	17.5	
CTT50/12			12.9	50	18	
CTT70/8	60-70	11.5	8.5	47	21	10, 50
CTT70/10			10.2	52	21	
CTT70/12			13.1	53	21	
CTT95/8	95	13.4	8.6	59	24	10
CTT95/10			10.4	59	25	
CTT95/12			13	59	25	
CTT120/10	120	15.0	10.4	73	27	10
CTT120/12			12.9	73	27	



Solder

Flux cored solder wire. 40% tin, 60% lead. Individually packed.

Part No	Standard Wire Gauge (SWG)	Wire Diameter (mm)	Weight (g)
RS7	18	1.2	500 (½ Kilo)
RS12	14	2.0	500 (½ Kilo)

Helpful links See **page 95** for suitable tools

Aftermarket Busbars

Available in a variety of amp ratings.

Material: Tin plated copper bar, stainless steel studs.

Individually packed.

Part No	No. of Studs	Rating (Amps)	Overall Dimensions H x W x D (mm)	Suitable Cover
BB104	4 x 5mm	100	36 x 104 x 23	BBC1
BB154	4 x 6mm	150	36 x 150 x 30	BBC2
BB254	4 x 8mm	250	42 x 200 x 38	BBC3
BB156	6 x 6mm	150	36 x 230 x 32	BBC4



Available in a variety of amp ratings.

Material: Tin plated copper bar, stainless steel studs and screws.

Individually packed.

Part No	No. of Studs	No. Of Screws	Rating (Amps)	Overall Dimensions H x W x D (mm)	Suitable Cover
BB105	2 x 5mm	5 x 4mm	100	36 x 104 x 23	BBC1
BB1510	2 x 6mm	10 x 4mm	150	36 x 150 x 30	BBC2
BB2512	2 x 8mm	12 x 4mm	250	42 x 200 x 38	BBC3
BB1520	2 x 6mm	20 x 4mm	150	36 x 230 x 32	BBC4



Aftermarket Busbar Covers

Suitable for the screw and stud type busbars.

Material: ABS plastic.

Individually packed.

Part No	Overall Dimensions H x W x D (mm)	To Cover Busbars
BBC1	38 x 143 x 54	BB104, BB105
BBC2	40 x 190 x 64	BB154, BB1510
BBC3	45 x 235 x 70	BB254, BB2512
BBC4	40 x 270 x 64	BB156, BB1520



Aftermarket Enclosed Busbars



Enclosed Busbars in a glass fibre reinforced nylon box. Each box features 6 removable windows in the cover for easy cable entry and exit. Material: Nickel plated brass, stainless steel studs and screws.



BB304
4 Stud Busbar.
4 x 10mm Studs.
Rating: 300 Amps.
Box dimensions: 45mm (H) x 138mm (W) x 69mm (D).
Individually packed.



BB306
6 Screw Busbar. 6 x 5mm Screws. 2 x 10mm Studs.
Rating: 300 Amps.
Box dimensions: 45mm (H) x 138mm (W) x 69mm (D).
Individually packed.



BB1012
12 Screw Busbar. 12 x 4mm Screws. 4 x 6mm Studs. The bridge can be removed to leave 2 x 6 way. Rating: 100 Amps. Box dimensions: 45mm (H) x 138mm (W) x 69mm (D).
Individually packed.



Anderson Power Connectors

2 pole power connectors suitable for connecting and disconnecting battery / welding cables quickly and safely.

Individually boxed complete with 2 terminals.

Part No	Maximum Current Rating (Amps)	Colour	Suitable for cables up to (mm ²)	Dimensions H x W x D (mm)
PP50S	120	Grey	6	16 x 37 x 48
PP51S	120	Grey	16	16 x 37 x 48
PP175S	280	Grey	60	26 x 55 x 80
PP350S	450	Grey	70	33 x 70 x 108

2 pole power connectors as above. Individually boxed complete with 2 terminals.

Part No	Maximum Current Rating (Amps)	Colour	Suitable for cables up to (mm ²)	Dimensions H x W x D (mm)
PP50R	120	Red	6	16 x 37 x 48
PP175R	280	Red	60	26 x 55 x 80
PP350R	450	Red	70	33 x 70 x 108



Anderson Connector Cover

Plastic cover to seal the end of the connector PP175 against water and dust ingress.

Individually packed.

Part No	VTE Original Part No	Description	Colour
PPP1B	831NØV14	Black Cover For PP175S	Black
PPP1R	831NØVØ2	Red Cover For PP175S	Red



Strong Nylon Handle

PPH1

Strong nylon handle to allow easy disconnection of plugs, comes complete with fixings.

Suitable for PP175 and PP350.

Individually packed.



Junction Boxes

CB8

8 way weather proof rubber junction box with screw type fittings for the cable. Individually packed.

CB10

10 way junction box. Weatherproof with a hinged lid. The cable connections are made using the 6.3mm male blade terminals. Supplied with a variety of grommets suitable for 2 core flat cable, 4, 5 and 7 core round cables. Individually packed.

Power Distribution Posts

Single power distribution posts. Material: Glass fibre reinforced nylon base. Stainless steel stud, nickel plated brass nut. Stud size: 8mm. Continuous rating: 150 Amps. Max Voltage: 48 Volts.


Part No	Polarity	Base Colour	Pack Sizes
BB151B	-VE	Black	1, 25
BB151R	+VE	Red	1, 25



Power Jointing Boxes

Power jointing boxes suitable for joining together several cables that are fitted with ring terminals. Each box has a lid to cover the connections and a fixing hole for securing to a firm surface. Stud size 8mm. Max rating 120 amp at 90°C. Max Voltage: 42 Volts.

Part No	Type	Dimensions H x W x D (mm)	Pack Sizes
PJ1	2 Way	35 x 61 x 40	1, 100
PJ2	3 Way	45 x 70 x 57	1, 100



Battery Master Switches

BM1


Battery master switch 100 amps. Max rating 500 amps for 5 seconds. Max Voltage: 24 Volts. Terminals nuts / studs M10. Fitted with removable key and weather seal. Now supplied with a spare key.

Individually packed.

BM2

Battery master switch 250 amps. Max rating 2500 amps for 3 seconds. Max Voltage: 24 Volts. Terminals nuts / studs M10. Fitted with removable metal key and dust cap.

Individually packed.





Charging Leads

Premium product manufactured in the UK.

We assemble custom made charging leads, battery straps and jump leads to your required length & specification with any combination of:

- Anderson Connectors
- Copper Tube Terminals
- Clips
- Battery Terminals

All with the option to also apply heat-shrink sleeve. Our genuine Anderson tooling means you can be confident in our superior crimp.

We hold stock of the following charging leads:

Part No.	Conductor Size (mm ²)	Continuous Rating (Amps)	Peak Rating (Amps)	Anderson Connector	Length (Metres)
CL35/175S/2.1	35	240	750	PP175S x 2	2
CL35/175S/3.1	35	240	750	PP175S x 2	3

Further Options are available (MOQs may apply). Call our Sales Team to discuss your requirements.



Don't forget, we manufacture our cables in the UK
As well as our listed range, we also **make to order!**

Professional Jump Leads

Professional, quality range of jump leads, manufactured in the UK.

- 16mm²–25mm²
- Fully insulated, flexible, high grade copper
- Heavy duty steel crocodile clips fitted with extra strong spring
- Individually packaged in a heavy duty clip handled polythene bag with user safety instructions printed on the reverse

Part No	Up to Vehicle Size (Petrol)*	Up to Vehicle Size (Diesel)*	Conductor Size (mm ²)	Continuous Rating (Amps)	Peak Rating (Amps)	Length (Metres)†
JL606	2500cc	2000cc	16	110	400	3
JL608	2500cc	2000cc				5
JL611	3500cc	2500cc	20	135	500	3
JL613	3500cc	2500cc				5
JL622	5000cc	3500cc	25	170	650	3
JL620	5000cc	3500cc				5

*Recommended engine sizes intended as a guide only. If in doubt, please consult a qualified electrician.

† Jump leads can be produced to any length on request.



Professional Heavy Duty Jump Leads

Professional, quality range of jump leads, manufactured in the UK.


- 35mm²–50mm².
- Fully insulated, flexible, high grade copper
- Heavy duty steel crocodile clips fitted with extra strong spring
- Clips are fitted with heavy duty tinned braided copper links to withstand higher amperage
- Individually packaged in a heavy duty clip handled polythene bag with user safety instructions printed on the reverse

Part No	Up to Vehicle Size (Petrol)*	Up to Vehicle Size (Diesel)*	Conductor Size (mm ²)	Continuous Rating (Amps)	Peak Rating (Amps)	Length (Metres)†
JL624	7000cc	7000cc	35	240	750	3
JL623	7000cc	7000cc				5
JL627	7000cc	7000cc	50	345	1000	3
JL626	7000cc	7000cc				5

*Recommended engine sizes intended as a guide only. If in doubt, please consult a qualified electrician.

† Jump leads can be produced to any length on request.



 **Don't forget, we manufacture our cables in the UK**
As well as our listed range, we also **make to order!**



Crocodile Clips

Plated steel body.

Part No	Continuous Rating (Amps)	Length (mm)	Pack Sizes
JLC05	5	40	10, 100
JLC25	25	75	10, 100
JLC50	50	95	10, 200



Fully Insulated Crocodile Clips

Galvanised steel body. Fully insulated moulded handles and covers. Takes up to 50mm² cable.

Part No	Continuous Rating (Amps)	Colour of Moulded Handles	Polarity	Length (mm)	Pack Sizes
JLC180B	170	Black	-VE	195	1, 25, 100
JLC180R	170	Red	+VE	195	1, 25, 100



Heavy Duty Fully Insulated Crocodile Clips

Galvanised steel body. Heavy duty tinned copper braided link spur across the jaws. Fully insulated moulded handles and covers. Takes up to 50mm² cable.

Part No	Continuous Rating (Amps)	Colour of Moulded Handles	Polarity	Length (mm)	Pack Sizes
JLC310B	300	Black	-VE	195	1, 25, 100
JLC310R	300	Red	+VE	195	1, 25, 100



Heavy Duty Fully Insulated Crocodile Clips

Cast brass body with angled jaws. Fully insulated moulded handles and covers. This clip features a patented cable securing method which eliminates the need to use a copper tube terminal when the cable is secured to the clip. Takes up to 50mm² cable.

Part No	Continuous Rating (Amps)	Colour of Moulded Handles	Polarity	Length (mm)	Pack Size
JLC500B	500	Black	-VE	200	1
JLC500R	500	Red	+VE	200	1

12V Plug & Socket Adaptors

TP303

12V 13 pin vehicle to 7 pin trailer adaptor.
Material: Plastic. Type: 12N. Individually packed.

TP405

12V 7 pin vehicle to 13 pin trailer adaptor.
Material: Plastic. Type: 12N. Individually packed.



TP303

TP405

24V Plug & Sockets (7 Pin)

TP801

24V trailer plug (7 pin). Material: Metal.
Type: 24N to ISO 1185. Individually packed.

TP800

24V trailer socket (7 pin). Material: Metal.
Type: 24N to ISO 1185. Individually packed.

TP802

24V trailer socket (7 pin). Material: Metal.
Type: 24S to ISO 3731. Individually packed.



TP801

TP800

TP802

12V Pre Wired Socket (7 Pin)

TP106

Pre wired 12V socket (7 pin-12N) and mounting plate with 2 metres of cable. Individually packed.



12V Plug & Sockets (13 Pin)

TP400

12V plug (13 pin). Material: Plastic.
Individually packed.

TP403

12V socket (13 pin). Material: Plastic.
Includes gasket. Individually packed.

TP404

12V socket with fog cut out (13 pin).
Material: Plastic. Includes gasket.
Individually packed.



TP400

TP403

TP404



TP720



TP700

12V Plug & Sockets (7 Pin)

TP720

12V socket (7 pin). Material: Plastic. Type: 12N.
Individually packed.

TP700

12V plug (7 pin). Material: Plastic. Type: 12N.
Individually packed.



TP730



TP710

TP730

12V socket (7 pin). Material: Plastic. Type: 12S.
Individually packed.

TP710

12V plug (7 pin). Material: Plastic. Type: 12S.
Individually packed.



TP750



TP740

TP750

12V socket (7 pin). Material: Metal. Type: 12N.
Individually packed.

TP740

12V plug (7 pin). Material: Metal. Type: 12N.
Individually packed.



TP100



TP102

TP131



Towing Accessories

TP102

Rubber gasket for sealing rear of 7 pin or 13 pin socket.
Pack size: 20.

TP100

Single socket mounting plate. Material: Coated metal.
Individually packed.

TP131

Square 4 function rear lamp complete with 12V bulbs.
Individually packed.

2 Core Twisted Electrical Power Coil

ECT201

2 core twisted electrical power coil (2 x 35mm²).
TPR cores. Black and red polyurethane sheaths.

Working length 3 metres.

Individually packed.



3 Core Coils

EC301

3 core coil (3 x 0.75mm²).
Thin wall cores. Black polyurethane sheath.

Working length 3 metres.

Individually packed.



EC301

EC304

EC304 3 core power coil (3 x 6mm²).
Thin wall cores. Black polyurethane sheath.
Complete with 2 rubber moulded 3 pin plugs.

Working length 3 metres.

Individually packed.



EC304

5 Core Coil

EC501

5 core coil (5 x 0.75mm²).
Thin wall cores. Black polyurethane sheath.

Working length 3 metres.

Individually packed.



EC701



EC706



EC707



EC708



7 Core Coils

EC701

7 core coil (6 x 1mm², 1 x 2mm²).
Thin wall cores. Black polyurethane sheath.
Working length 3 metres. Individually packed.

EC706

7 core coil (6 x 1mm², 1 x 2mm²).
Thin wall cores. Black polyurethane sheath.
Complete with 2 rubber moulded plugs 24S to ISO 1185.
Working length 3 metres. Individually packed.

EC707

7 core coil (6 x 1mm², 1 x 2mm²).
Thin wall cores. Black polyurethane sheath.
Complete with 2 rubber moulded plugs 24S to ISO 3731.
Working length 3 metres. Individually packed.

EC708

7 Core EBS electrical coil (2 x 2.5 mm², 5 x 1.5mm²).
Thin wall cores. Black polyurethane sheath.
Complete with 2 EBS plugs to ISO7638-1.
Working length 3 metres. Individually packed.



15 Core Electrical Coil

EC1501

15 Core Electrical Coil (12 x 1mm², 3 x 2mm²).
Thin wall cores. Black polyurethane sheath.
Complete with 2 x 15 pin plugs to ISO12098.
Working length 3 metres.
Individually packed.



2 x 7 Core Adaptor Coil

EC1502

2 x 7 Core Adaptor Coil (each 1 x 2 mm², 6 x 1mm²).
Thin wall cores. Black polyurethane sheath.
Complete with 1 x 15 pole plug to ISO12098 on one end and
1 x 24S white moulded plug to ISO3731 and a 1 x 24N black
moulded plug to ISO1185 on the other end.
Working length 3 metres.
Individually packed.

Assortment Boxes

KB01

Empty storage box complete with 12 removable dividers.
Dimensions: 50mm (H) x 275mm (W) x 180mm (D).

Individually packed.




KB02

Empty storage box complete with 8 removable dividers.
Dimensions: 45mm (H) X 215mm (W) X 140mm (D).

Pack of 10.




Crimping Tools for Pre Insulated / Heat Shrink Terminals



TT301

Economy crimping tool suitable for the full range of pre insulated terminals and heat shrink pre insulated terminals. Also features a cable cutter and wire stripper.

Individually packed.



TT304

Crimping tool suitable for all pre insulated terminals, heat shrink pre insulated terminals and many non insulated terminals. Also features cushion handles, a cable cutter and wire stripper.

Individually packed.



TT308

Heavy duty double jaw ratchet crimping tool suitable for the full range of pre insulated terminals and heat shrink pre insulated terminals. The ratchet ensures that the correct crimping pressure is applied before release.


Individually packed.



TT84

Precision ratchet crimping tool suitable for the full range of heat shrink and pre insulated terminals. Particularly recommended for fitting pre insulated terminals to the smaller diameter high temperature thin wall automotive cables. Fitted with 2 way precision dies to allow accurate crimping of the conductor and insulation in one easy operation. The heavy duty ratchet ensures that the correct pressure is applied before release.

Individually packed.



TT320

Ratchet crimping tool suitable for a variety of pre insulated heat shrink terminals, 0.5–6.0mm². The ratchet ensures that the correct crimping pressure is applied before release.


Individually packed.

Crimping Tools for Non insulated Terminals

TT70

Economy crimping tool suitable for a variety of non insulated terminals. Also features a cable cutter and wire stripper.


Individually packed.



TT71

Compact, robust crimping tool suitable for a variety of non insulated terminals. Also features a cable cutter and spring return.

Individually packed.



TT73

Ratchet crimping tool suitable for a variety of non insulated terminals. The ratchet ensures that the correct crimping pressure is applied before release.

Individually packed.



TT72

Crimping tool suitable for a variety of non insulated open end terminals, 0.5–2.5mm².

Individually packed.



TT77

Superseal/Econoseal ratchet crimping tool with comfortable ergonomically designed handles for ease of use. The ratchet ensures that the correct crimping pressure is applied before release; the pressure can also be adjusted.

Crimp range: 0.5—1.5mm²

Individually packed.



Stripping Tools

TT45

Cable stripper / cutter for cables. 0.5–6.0mm². Also suitable for crimping pre insulated and non insulated terminals.

Individually packed.



TT46

Cable stripper for cables 1.0–3.2mm².

Individually packed.



TT47

Self adjusting cable stripper for cables 0.5–6.0mm². Also features an adjustable stop for consistency in wire strip lengths and a cable cutter. Individually packed.





Cable Cutters

TT50

Heavy duty cable cutters suitable for copper cables up to 70mm². Tool length: 235mm.

Individually packed.



TT55

Compact cable cutters suitable for copper cables up to 25mm². Also features a spring return and cushion handles. Tool length: 167mm.

Individually packed.



TT51

Heavy duty cable cutter suitable for copper cables up to 120mm². Tool length: 420mm.

Individually packed.



TT58

Cable cutter and crimping tool for a variety of non-insulated and insulated terminals 1.5–6.0mm². Tool length: 248mm.

Individually packed.



Cable Tie Tensioning Tool

TT20

Tensioning tool designed for cable ties from 2.2–4.8mm wide and up to 1.6mm thick. This tool automatically cuts the excess off the cable tie once the correct tension is achieved.

Individually packed.

Copper Tube Terminal Crimping Tools

TT75

Ratchet crimping tool suitable for crimping copper tube terminals from 1.5–10mm². The ratchet ensures that the correct crimping pressure is applied before release. Tool length: 260mm. Individually packed.




TT80

Heavy duty crimping tool suitable for crimping copper tube terminals from 10–120mm². Tool length: 580mm. Individually packed.



TT81

Heavy duty crimping tool suitable for crimping copper tube terminals from 6–50mm². The hexagonal crimp is achieved by rotating the dies in the tool head for the different copper tube terminal sizes. Tool length: 390mm. Individually packed.



TT82

Heavy duty crimping tool suitable for crimping copper tube terminals from 10 to 120mm². The hexagonal crimp is achieved by rotating the dies in the tool head for the different copper tube terminal sizes. Tool length: 637mm. Individually packed.



TT83

Heavy duty crimping tool suitable for copper tube terminals up to 120mm². The terminal is placed under the spring loaded punch and pressure can be applied by striking the top of the tool with a hammer or squeezing in a vice. Individually packed.



Micro Torch

TT95

Gas operated micro torch suitable for brazing and soldering.

Features include:

- Instant electronic ignition
- Adjustable flame and a refillable tank that uses standard butane lighter fuel
- Burning time approx. 60 minutes per refill
- Individually packed





AUTO MARINE CABLES LTD

Unit 32-33
Oakhill Trading Estate
Devonshire Road
Worsley
M28 3PT
United Kingdom

Tel: +44 (0)1204 575 234
Fax: +44 (0)1204 861 740

sales@automarinecables.co.uk
orders@automarinecables.co.uk

automarinecables.co.uk