

Next Generation Digital Business Platform

15th June 2022



Solution Overview



Talent Management

- Offer Letter
- Employment Contract
- NDA
- Policy agreement

Sales

- Master Sales Agreements
- Proposals
- Quotations
- NDA
- Scope of Work

Procurement

- Master Services Agreements
- Contracts
- Purchase Orders
- Tenancy Contract
- Software License Agreements
- Scope of Work

Human Resources

- Appointments
- Contracts
- Directives
- Performance Appraisals
- Promotions
- Terminations / Resignations

Finance

- Audited Statements
- Expenses
- Asset transfers
- Write-off
- Inventory sign off

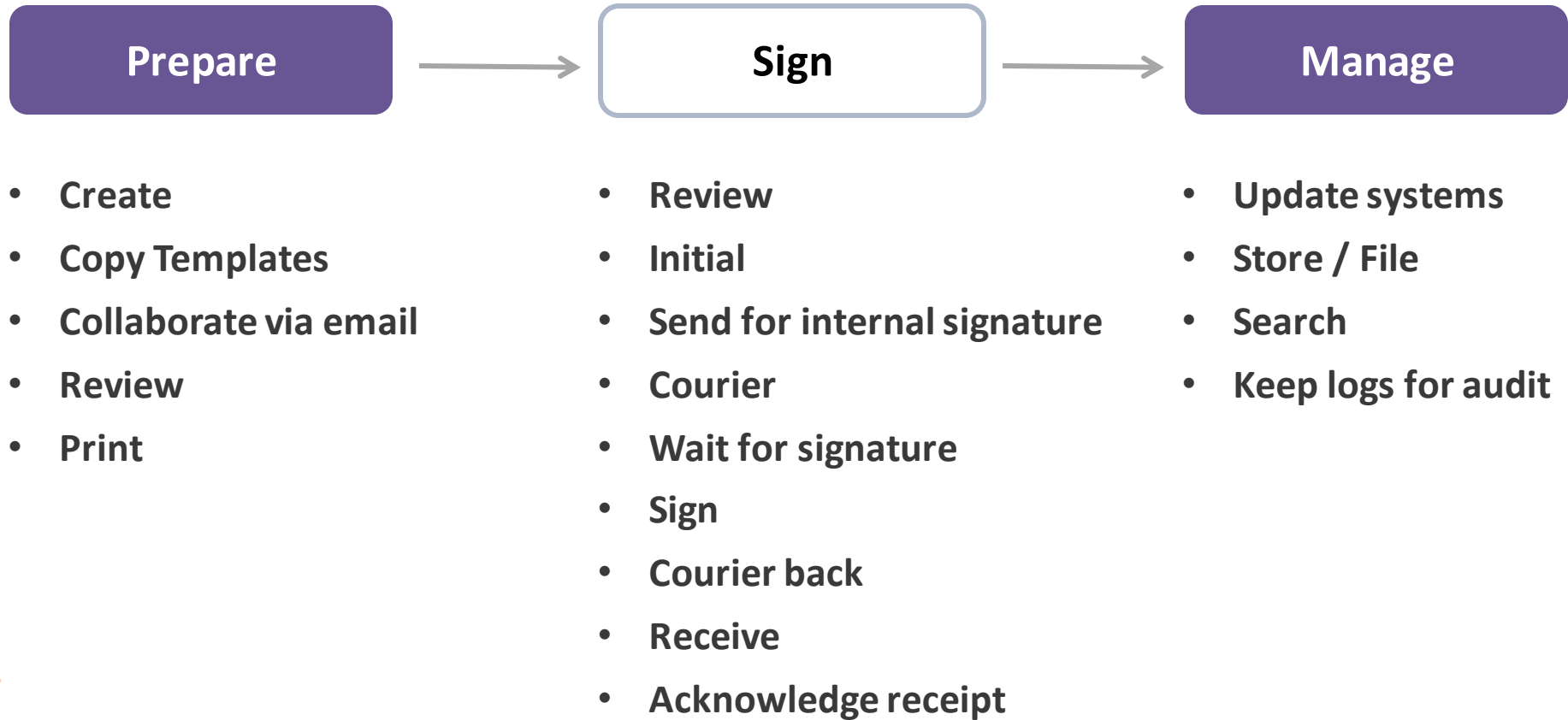
Legal

- MoU
- NDA
- Partnerships
- Official Letters
- Laws & Regulations
- Service Level Agreements



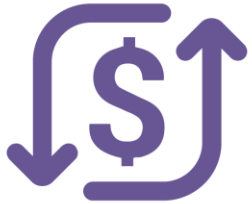
Conventional Process

Highly inefficient and Slow



CONVENTIONAL PROCESS

Contract Lifecycle Management is Archaic and Costly



~ AED 150 per transaction



Signature takes days if not weeks secure



Delays result in low satisfaction

THE NEED

Streamline and organize your work



Simplify Your Work

Organize, streamline and automate your work across your entire organization



Focus On What Matters

Your team will now be able to focus on what matters for your business

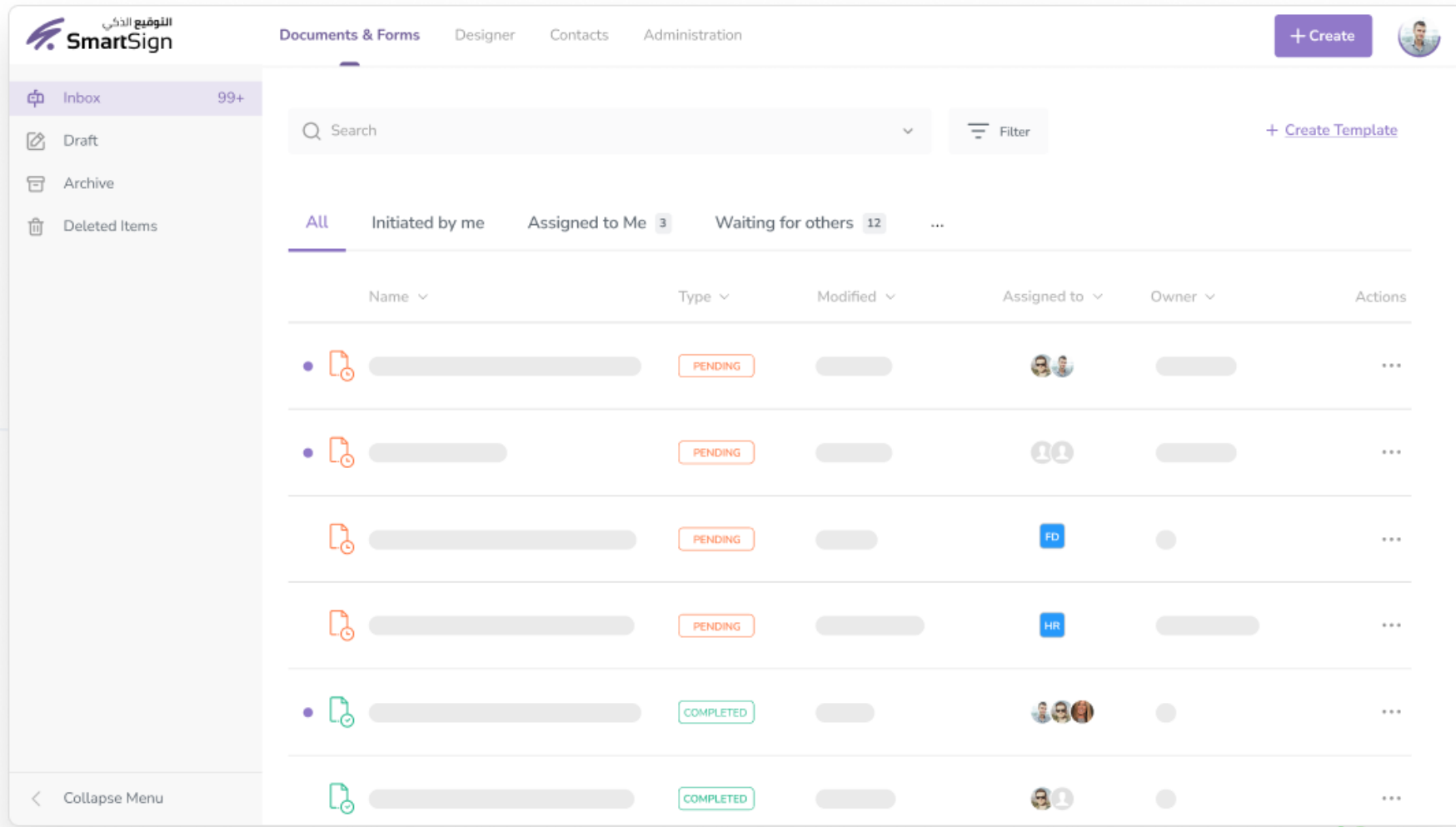


Close Deals & Get Paid

Execute agreements and contracts in minutes not days
!!

WHAT IS SMARTSIGN?

Workflow, Digital Signature, and Automation Platform



Trusted by leading brand and large enterprises



صندوق أبوظبي للتقاعد
Abu Dhabi Pension Fund



الخدمات المصرفية للأعمال
BUSINESS



MOHAMMED BIN RASHID UNIVERSITY
OF MEDICINE AND HEALTH SCIENCES




SmartSign is engineered to scale with your business



Strong encryption

We use some of the best encryption



Available when you need it

99.9% uptime guaranteed



Legally binding entity

Recognized in US, EU, and the GCC

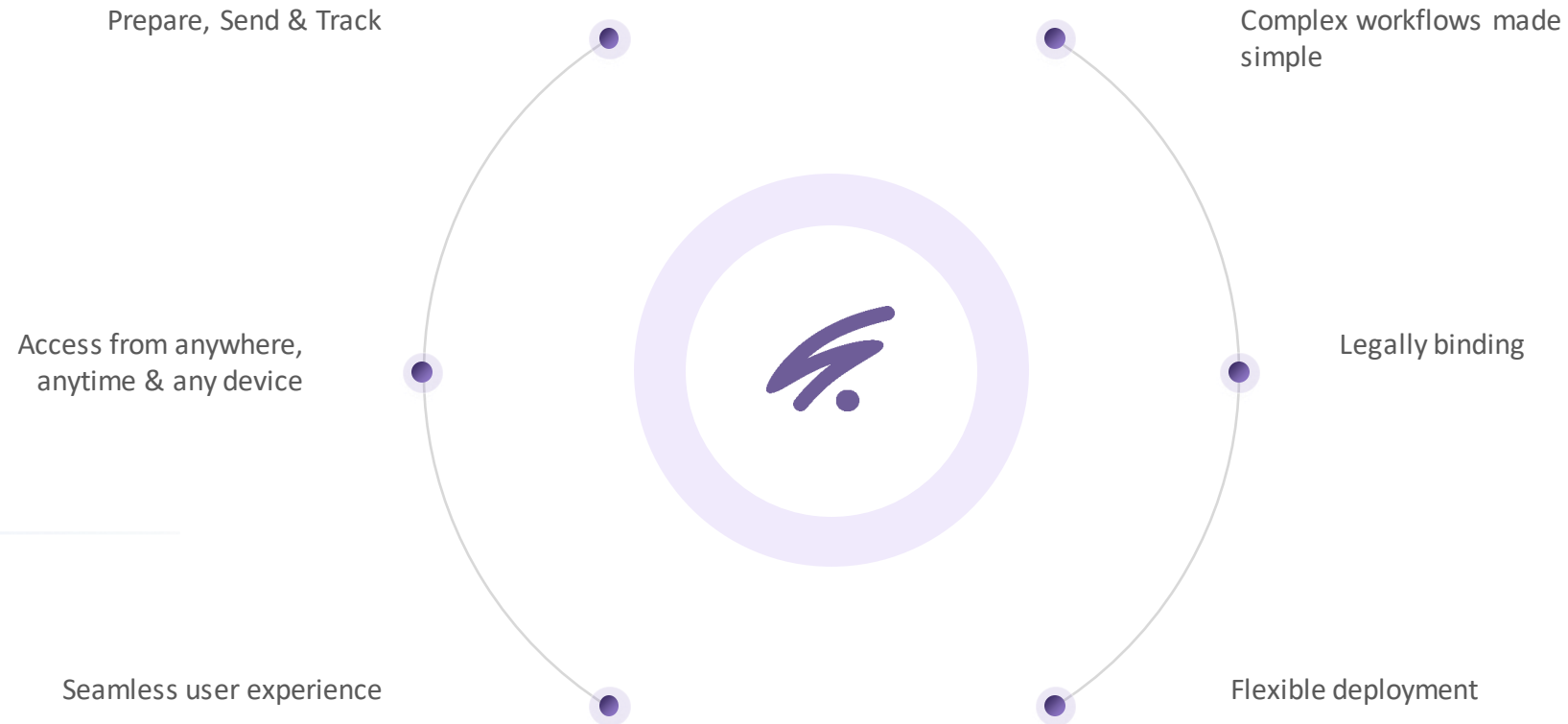


Sophisticated Yet Easy-to-use Workflows

- Parallel and Sequential Signing
- Multiple Signers per document
- Group Assignment
- Delegation and Reassignment
- Automatic reminders configuration
- Recall In-flight Documents
- Collaboration Comments (private & public)
- Signing Roles
- Anniversary reminders
- Archive Documents
- Audit trail
- Workflow attachments

SMARTSIGN

Our Key Features



FEATURES

Prepare, Send and Track

Upload Document

[Click to browse](#)

or  Drag and drop your file

Assign Recipients


Recipient

Action




Track Activity

STEP 1 – CUSTOMER ACTION

 APPROVER

STEP 2 – BACK-OFFICE ACTION

 SIGNER

Proposals, Sales Contracts, Purchase Agreements, Employment Offers, Employee Contracts, Legal Documents. Whatever the document type, the process is as easy as ABC. Simply upload the document, specify recipients, configure automatic reminders, and hit send.

FEATURES

Multiple Signatures at Once

1. Bulk import recipients
2. Send to many users at once for signing
3. Group assignments with custom settings (at least 2 out of 5 to sign)

The image displays three overlapping screenshots of a workflow management interface. The top-left screenshot, titled 'Bulk add recipients', shows a text area for pasting CSV data with 'Cancel' and 'Import' buttons. The bottom-left screenshot, titled 'Assign Recipients', shows a workflow configuration with two steps. Step 1 is 'Parallel' and Step 2 is 'Linear'. Each step lists recipients with their names, emails, and action buttons (SIGN, APPROVE, COPIED). The rightmost screenshot shows a detailed view of the recipients for each step, including their names, emails, and the status of their actions (e.g., '2 out of 6 members need to approve').

Bulk add recipients

Paste the list of recipients below (each recipient name and email on a single line)

paste CSV data

[Cancel](#) [Import](#)

Assign Recipients

Workflow Type: [Serial Workflow](#) | [Bulk Import](#) | [Switch to Advanced Workflow Editor](#)

STEP 1: These recipients will be asked to act first

| Name | Email | Action Required |
|--------------------|---------------------------|-----------------|
| Abdul Qadir (You) | abdul.qadir@entropy-x.com | SIGN |
| Finance Department | | APPROVE |

[Add another recipient](#) [Add myself as recipient](#)

STEP 2: These recipients will be asked to act once the previous step completes

| Name | Email | Action Required |
|--------------------|---------------------------|-----------------|
| Abdul Qadir (You) | abdul.qadir@entropy-x.com | SIGN |
| Finance Department | | APPROVE |
| Ahsan Omer | ahsan.omer@entropy-x.com | SIGN |

[Add another recipient](#) [Add myself as recipient](#)

[+ add another step](#)

RECIPIENTS | [EDIT](#)

STEP 1: PARALLEL

| | |
|--|-------------------------|
| Abdul Qadir (You) abdul.qadir@entropy-x.com | SIGN |
| Finance Department 2 out of 6 members need to approve view | APPROVE |

STEP 2: LINEAR

| | |
|--|-------------------------|
| Abdul Qadir (You) abdul.qadir@entropy-x.com | SIGN |
| Finance Department 2 out of 6 members need to approve view | APPROVE |
| Ahsan Omer ahsan.omer@entropy-x.com | SIGN |

STEP 3

| | |
|---|----------------------|
| Abdul Qadir (You) abdul.qadir@entropy-x.com | SIGN |
|---|----------------------|

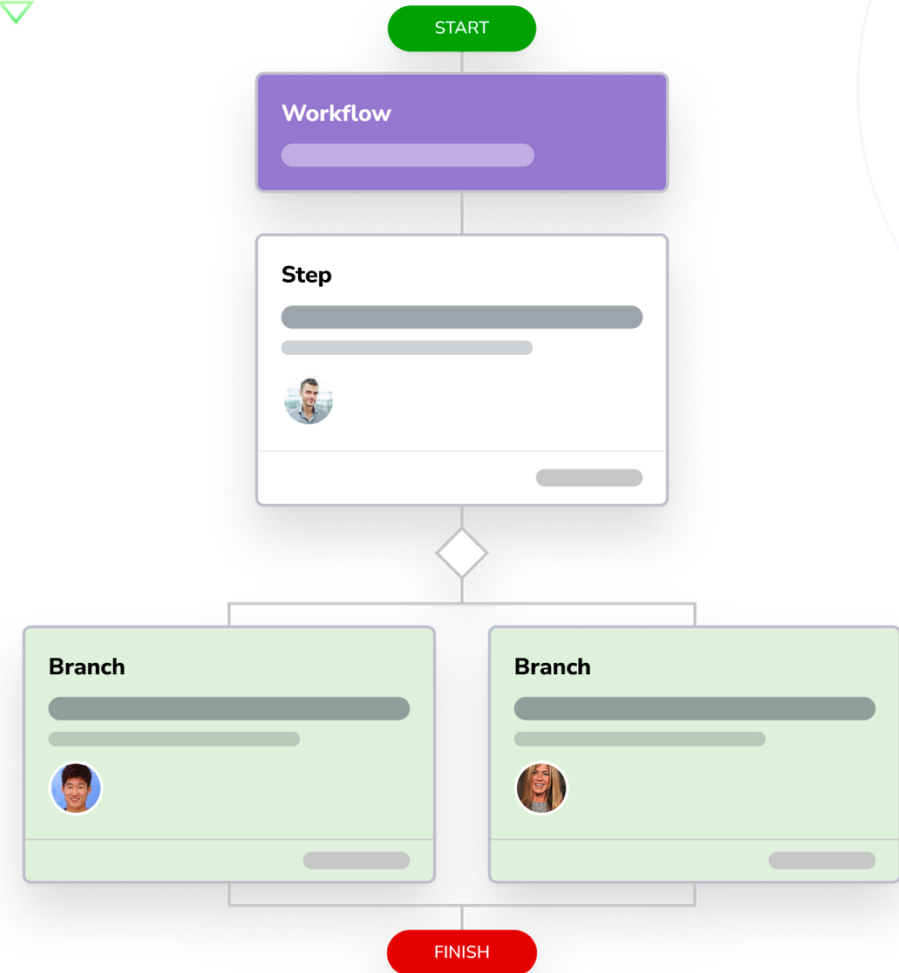
COPIED TO

| | |
|---|------------------------|
| Ahsan Iqbal ahsan.i@fictional-corp.com | COPIED |
| Sarah Jaffer sarah.j@fictional-corp.com | COPIED |

FEATURES

Complex workflows made Simple

SmartSign workflows allow you to choose whether to have everyone complete the document at once or one by one in a specific order. Each individual is automatically notified when it's their turn. Keep track of exactly who still needs to complete the document, and send reminders. Once completed, all recipients get the completed document.



FEATURES

Advance Designer Mode

1. Robust form and template designer for repeated requests
2. Simple, No-code customizable workflow designer for complex workflows
3. Build powerful online forms to collect data and files — without writing code.

The screenshot displays the 'Advance Designer Mode' interface. At the top, there are three tabs: 'SETTINGS', 'VALIDATION', and 'APPEARANCE'. The main workspace shows a form design with sections and fields. A 'Layout' selector at the top right shows three options: a single column, two columns, and three columns. The current section is 'Untitled Section' with a description 'Section description'. It contains two fields: 'Field 01' and 'Field 02', both with 'Placeholder text'. A context menu is open over 'Field 01', showing a '+ Add Validation Rule' button and a list of rules: 'Contains', 'Does not contain', 'Email format', 'Equal to', 'Letters only', 'Max length', 'Min length', 'No special characters', 'Not equal to', 'Not Part of', 'Numbers only', 'Part of', and 'URL format'. The 'Contains' rule is selected. On the right, the 'FIELD SETTINGS' panel is visible, showing options for 'Required?' (YES/NO), 'Visibility' (VISIBLE/HIDDEN), 'Lock Position' (YES/NO), 'Label' (Field with help text), 'Help Text' (toggle), and 'Field type'.

FEATURES

Advanced Workflow Actions

1. Approve, Reject, Request Info, Delegate, Recall
2. Private and Public Comments
3. Sign and Forward Document
4. Forward completed document

The image displays three overlapping modal windows for document workflow actions, each with a document icon and a close button (X).

- Delegate to Someone Else**
Provide a note about why you want to decline the document.
Assign to:
Name: Email or Phone:
Message:
- Request for More Info**
Provide a note about what information you need from the sender.
Assign to:

Message:
Optional:
- Decline the Document**
Provide a note about why you want to decline the document.
Message:
Optional:

A fourth menu is overlaid on the right, listing actions with icons:

- Sign & Forward
- Request for More Information
- Delegate to Someone Else
- View Document History

Buttons at the bottom of the modals: "Request More Info" (green) and "Decline Document" (red).

FEATURES

Reusable Document Templates & Forms

1. Fast and simple to build by creating and storing reusable templates and forms
2. Public URLs for Self Initiated forms
3. Form Requests

✕ Create Template

● UPLOAD ● FORM ○ WORKFLOW

Layout

Untitled Section

Section description

Field 01

Placeholder text

Field 02

Placeholder text

Date of Birth

Select date

Field 04

Placeholder text

Field 05

Placeholder text

Field 06

Placeholder text

FEATURE

SmartSign is fully integrated with UAE Pass

National Digital Identity

UAE Pass is the national digital identity in the UAE

Digitally Sign Documents

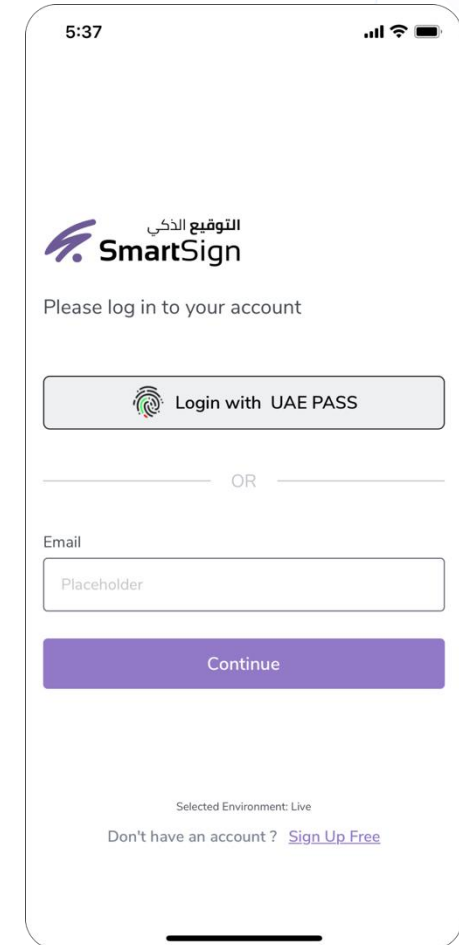
You can choose to sign documents using your existing UAE Pass account and digital certificate

Sign-in with your mobile

You can sign-in securely using your existing UAE Pass

Legally binding


UAE Pass signature is legally binding and is equivalent to hand-written signatures



5:37

التوقيع الذكي
SmartSign

Please log in to your account

 Login with UAE PASS

OR

Email

Placeholder

Continue

Selected Environment: Live

Don't have an account ? [Sign Up Free](#)

FEATURES


System and document auditing and tracking

1. Detailed document audit trail
2. Complete user activity tracking
3. Exportable audit trail & logs


ACTIVITY [download audit trail](#)

Syeda Abru Zarafshan Bukh... **INITIATOR**
syeda.bukhari@entropy-x.com
Initiated on Apr 23, 2020, 08:20 PM

STEP 1 – SSR ACTION

Jawad Ahmed **APPROVER** 
jawad.ahmed@entropy-x.com
Approved Apr 23, 2020, 08:20 PM

STEP 2 – COUNCELOR ACTION

Junaid Akram (Chief Executive Officer) **APPROVER** 
junaid.a@entropy-x.com
Delegated to Abdul Qadir
Delegated on Apr 23, 2020, 08:20 PM

STEP 3 – COUNCELOR ACTION



Document Audit Trail

Certificate of Completion

Document ID: SSCDG5767647F76FUYG6H88H
Subject: Please sign: Authorization Letter for Claim.pdf
Document Pages: 7
Certificate Page: None

Signatures: 4
Initials: 2

Status: Delivered
Document Initiator:
Abdul Qadir
abdulqadir@mail.com
IP Address: 56.224.33.43

Time Zone: (UTC-08:00) Pacific Time (US & Canada)

Record Tracking

Status: Original
5/3/2021 11:04:11 AM

Owner: Abdul Qadir
abdulqadir@mail.com


Location: SmartSign Cloud

Action Events

Signature / Initials

Timestamp

Signer Jawad Ahmed
jahmed@mail.com
Security Level: Email, Account Authentication
Electronic Record & signature Disclosure:
Offered via UAE PASS



Sent: 5/9/2021 4:33:47 AM
Viewed: 5/9/2021 4:34:20 AM

Approver Ahsan Alam
a.alam@mail.com
Security Level: Email, Account Authentication
Electronic Record & signature Disclosure:

N/A

Sent: 5/9/2021 4:33:47 AM
Viewed: 5/9/2021 4:34:20 AM


QR Code Verification

www.smartsign.ae

FEATURES

API Integration

Use SmartSign as a standalone application or integrate it with your pre-existing applications. Your CRM, ERP, or in-house applications, all can be integrated with SmartSign using industry leading REST API's.



FEATURES

External System Integration

1. Take your online forms to the next level with system integrations
2. Connect with an external system for seamless integration from within your workflows
3. Push or pull data from integrated sources for improved and connected workflows

Connect external servers for smooth data flow between systems.

[Add New](#)

| Name ▾ | Status ▾ | Base URL ▾ | Type ▾ | |
|---|----------|------------|--------|---|
| > System 001 Sit quia quod quia perferendis odit rem doloremque temporibus. | | | | Edit Add Endpoint |
| > System 001 Sit quia quod quia perferendis odit rem doloremque temporibus. | | | | Edit Add Endpoint |
| > System 002 Sit quia quod quia perferendis odit rem doloremque temporibus. | | | | Edit Add Endpoint |

Workflow 001

Workflow description goes here.

[Edit](#)

Weather Channel

Workflow description goes here.

em Weather Channel v2

tyoe /v1/endpointname

ms city, weather, param2 ... (+3)

[Change](#)

Add User Step

Add Integration Step

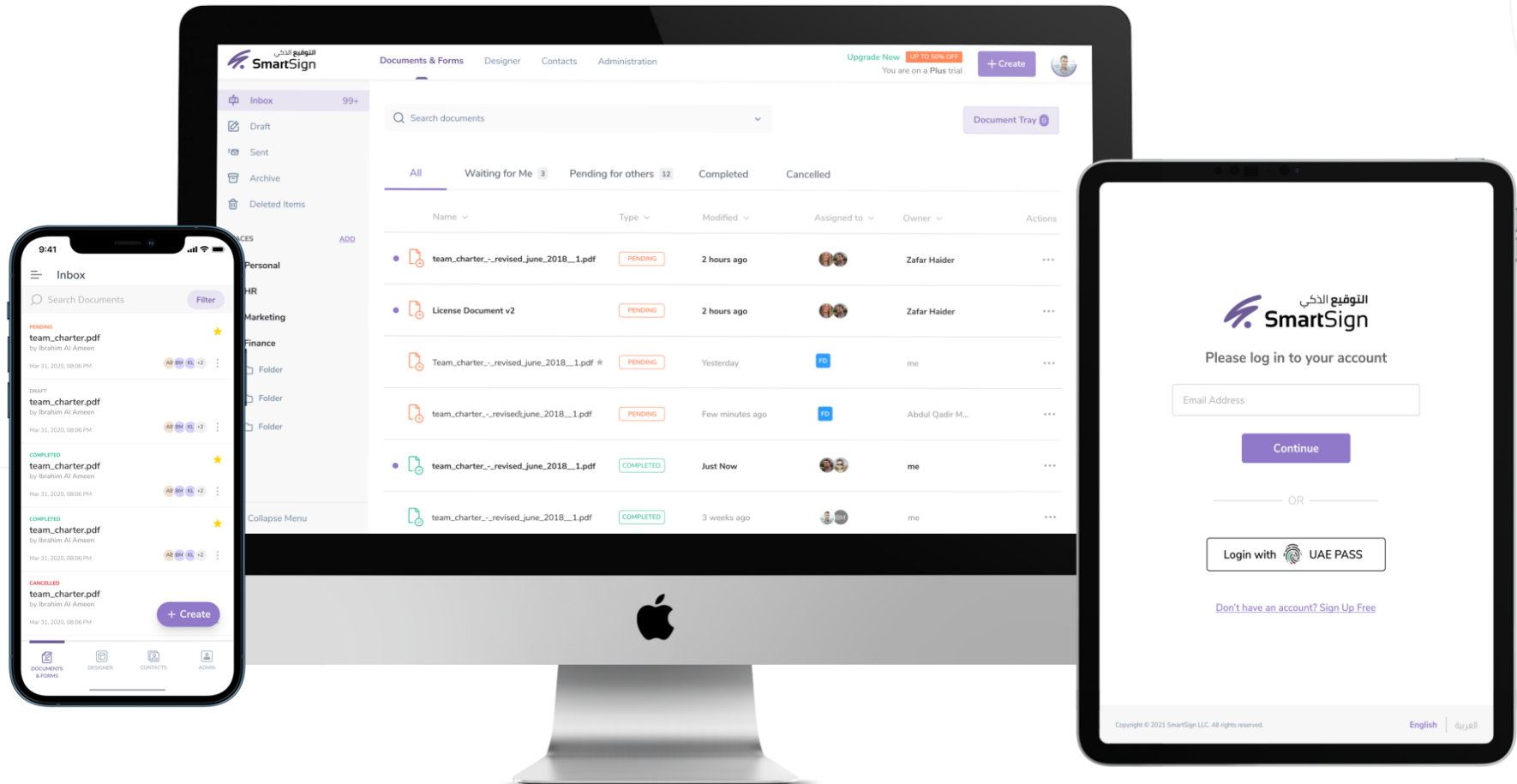
Add Parallel Branch

Finish

The screenshot displays a web interface for managing system integrations. At the top, a header reads 'Connect external servers for smooth data flow between systems.' with an 'Add New' button. Below is a table listing three systems: 'System 001' (two entries) and 'System 002', each with a description and 'Edit'/'Add Endpoint' links. Overlaid on the right is a 'Workflow 001' editor with a description field and an 'Edit' button. Below the workflow editor is a 'Weather Channel' integration card showing details like 'Weather Channel v2' and a 'Change' button. A modal window in the foreground offers three options: 'Add User Step', 'Add Integration Step' (highlighted with a hand cursor), and 'Add Parallel Branch'. At the bottom of the workflow editor, a green 'Finish' button is visible.

FEATURES

Accessible from anywhere, anytime and from any device



FEATURES

Seamless User Experience

SmartSign is designed to integrate seamlessly with your daily workflow and increase the efficiency of executing agreements and contracts. Fields can be placed using drag-and-drop, resized, styled, and assigned.



FEATURES

Legally Compliant



SmartSign eSignature follows international standards and meets or exceeds US, EU, and GCC eSignature laws.

We record all activities performed on your document and provide a downloadable copy of the audit trail. Final documents are sealed to prevent any tampering.

FEATURES

Enterprise Security

With features like Single Sign-On (SSO) integration, Multi-Factor Authentication, Role-Based Access Control, comprehensive Application and Security Logs, and Secure Session Management, SmartSign is built to keep your data secure, your processes smoothly running, and comply with your IT requirements.



FEATURES

Flexible Deployment

While we recommend using our cloud offering, we are flexible and provide a solution that fulfills all your business and compliance requirements. You can run fully in the Cloud, fully on-premise, or somewhere in between.



Deployment Models

We offer deployment models that fit your needs 

Secure Local Cloud



\$\$

Locally hosted in the UAE


Hybrid



\$\$\$

Customer documents stored
in their data center

On Premise



\$\$\$\$

SmartSign instance running
in your data center



SmartSign is a Cloud Native Service

Enterprise Solution for organizations with demanding needs

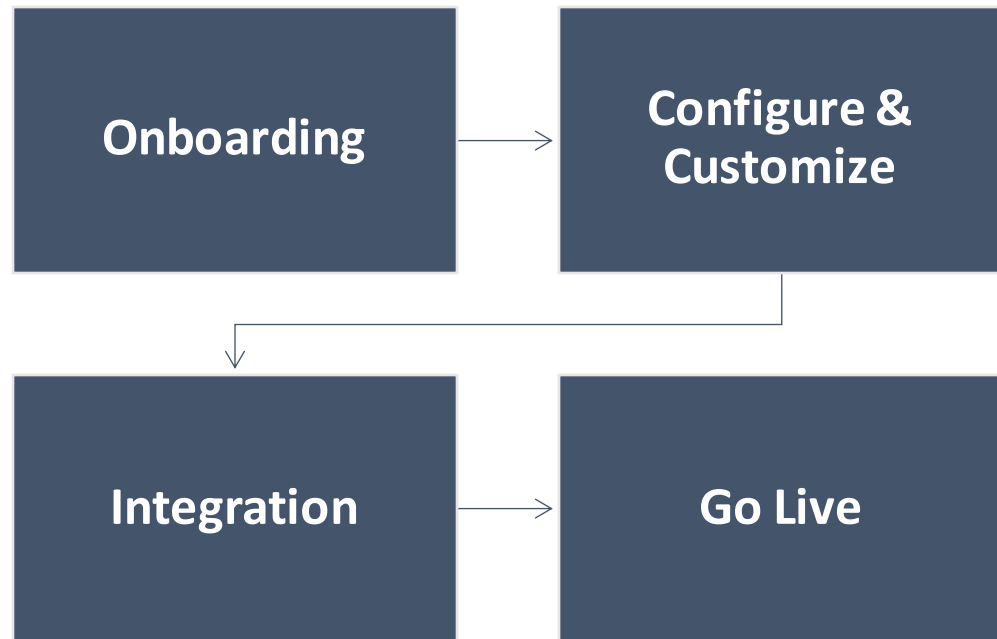
- ✓ Advanced workflow capabilities
- ✓ REST API Integration
- ✓ Secure Cloud within UAE
- ✓ Hybrid Cloud Option with Enterprise On-Prem Storage
- ✓ Enterprise Directory/SSO Integration
- ✓ Corporate Branding
- ✓ 24/7 SLA





A Simple 4-Step Process

You can be up and running in as little as 10 days





DEMO

For more info please visit:
www.smartsign.ae





Thank you.

For more info please visit:
www.smartsign.ae

