





SAS320」

Overview

SYSTEM GROUP		GRID	
		None – suspended from trims, lights etc	
Suspended Ceiling			
TILE			
			
Lay-in		Square edge	
ACOUSTICS			
A–C		15-50dB	
Absorption class		Insulation	
ACCESS	SYSTEM WEIGHT	LIFE EXPECTANCY	
	7-9.5kg/m² Approx.	25yr	
Full – removable tiles	Based on 30mm deep tiles*	In excess of	

***Note** This includes the entire system and full associated components (suspension, tile, acoustic pad and associated fixings.)

SAS320



A tile-only system, SAS320 has no gridwork, reducing costs and allowing for quick and simple installations. The system is suspended from edge trims or other suitable features such as lights or grilles. Intended for corridor and plasterboard surround applications, SAS320 is ideal for residential and commercial sectors with targeted acoustic demands. Tiles can be of any size to suit most building modules and trimmed for improved aesthetics across undulating walls.

SAS320 is fully compliant with Approved Document E.

Module Sizes

There are no standard tile sizes for SAS320. Tiles can be up to 3000mm in length and no less than 300mm wide. Bespoke module sizes and shapes are available on request.

Access

Tiles can be lifted and removed for void access. No gridwork offers clear access to services above.

Finishes

SAS320 is available in all standard SAS finishes, please refer to page 105. Bespoke finishes are available on request.

Perforations

SAS320 can be manufactured with any standard SAS perforation, and Ultramicro perforation for a brighter finish. For our full range of perforations, please refer to page 83. Bespoke perforations are also an option.

Acoustic Materials

16mm deep, 80Kg density mineral wool pad with black tissue face, foil back and sides. Other acoustic materials are available, please refer to page 20.

Service Integration

Tiles can be formed with apertures during manufacturing and post painted for integration with lights and other services.

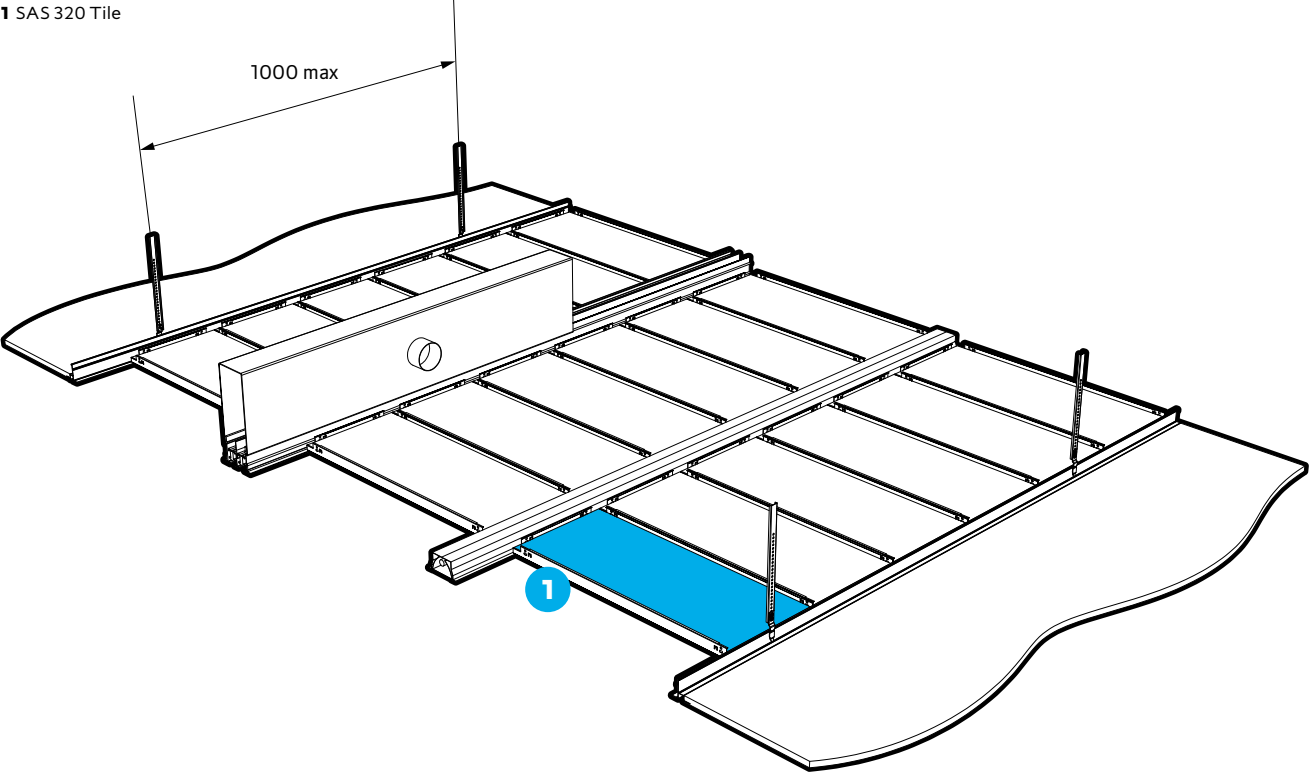
Please note Loads in excess of 7Kg require independent suspension.

Technical Support

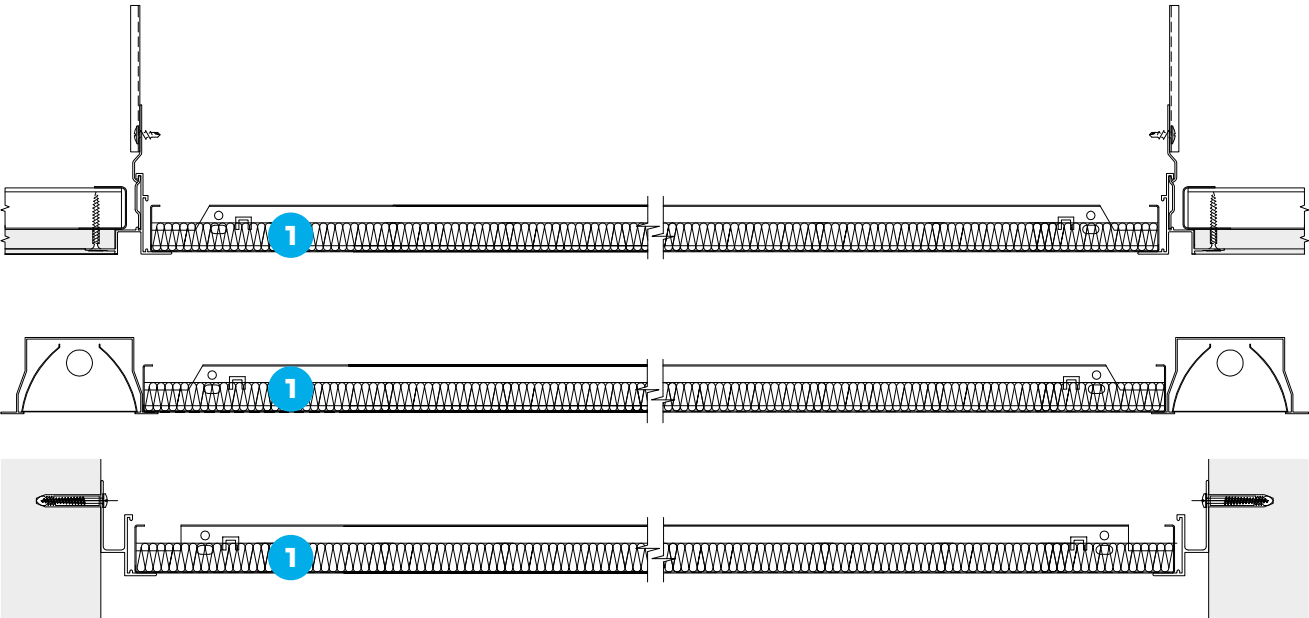
Please contact our technical team for all questions relating to access, security, bespoke features, service integration or load support.

SAS320

Perspective Drawing



Section Drawings



All dimensions are in mm.





MBS

Architectural

**INSPIRED BY QUALITY.
DRIVEN BY INNOVATION.**

Architectural Ceiling & Wall Systems

Reach out to our team for support, samples and advice.
hello@mbsarchitectural.com.au | mbsarchitectural.com.au

VIC

03 9580 7800
7 Haymer Court
Braeside 3195

QLD

07 2116 0717
13 Pease Court
Bethania 4205