



MPW Bamboo Scroll #218 (4/4/26)

Here is the 30-min chart for SPX posted on April 1st



Below is the UPDATED 30-MIN SPX chart:



The Market Shows ADHD Syndrome: (1) “ADHD symptoms can present as mostly inattentive, mostly hyperactive-impulsive, or a combination of both types of symptoms”—yeah, that is definitely the current market conditions we are observing here. (2) Anyhow, Trump’s “tired of winning” late night speech clubbed the futures for half a day, only to be reversed when the real people woke up and showed their hyperactive-impulsive behaviors. (3) now, I think this type of large chopping moves will continue for a week or so—the blue path. Red line is alternate path.



What happened?

In the mid-week update posted on April 1st, I wrote the following:

- after hitting 6610, I see two paths, **both leading to a retrace to 6450 zone short-term.**
- Even if it is the blue path, a retest of lower purple trendline or the yellow-shaded long-term trendline should be normal. If Trump announces ground troop to Iran, then a lower low is almost certain to happen—that is the red-arrow path on the 30-min chart.

By Wednesday's close, as the majority of the Fintwit was jubilant about the vertical rally, some calling for new ATHs, I was clear-minded to warn you, in no unequivocal terms, that **"I see two paths, both leading to a retrace to 6540 zone short-term."**

To emphasize my seriousness, I tweeted at least three times on Wednesday that I was accumulating a large SPY put positions throughout the day.

Master WU @MasterPandaWu

SPX 5-wave extension:
 1, the bullish move hasn't completed, with today's gap up, it is possible that a higher high near 6600 will be reached.
 2, that said, a retrace of this entire rally will be due afterwards, to 6450 zone.
 3, added 4/6 SPY 650 puts here near 6582.

Master WU @MasterPandaWu · Apr 1

6600!---"mission accomplished."
 Now, the market is free to jump--up or down.
 Roll my 650 SPY puts to 6710, and give it more time for the retrace.
 There is NO WAY that a 300-point vertical spike goes without a sizeable retrace--at least 38.2%, which will bring it back to 6485

Well, I got the large gap-down & retrace level ALMOST PERFECT—but, the real test of a successful trader is NOT WHERE YOU BOUGHT, BUT WHEN YOU SOLD!!! There is no worse feeling than a well-positioned entry turning into a losing trade due to lack of profit-protection. See here—with a large gap-down, I gradually exited 90% of my short position before 6510.

Master WU @MasterPandaWu · Apr 2

Out of 90% positions.
 Very strong resistance at BLACK TRENDLINE [6510-20]; and I bet the rebound would stop here and lower low ahead--check the Red Wave.
 Added some Odtx SPY puts here--using the house money.
 Won't check back the market till afternoon.

Master WU @MasterPandaWu · Apr 2

SPY Future Chart: (1) Spy futures dipped to 50% level of retracement, satisfying a W-2/B move. (2) the orange line is strong support and DMA200=6600-20 is strong resistance. (3) expect wide consolidation to digest news --next Monday's low would be a good entry for LONG.



What IS NEXT?

- **Black Path is still the primary path for a generational BEAR MARKET, kicked off on January 28th at 7002. This monster bear, as I explained many times over the last few years, would take years to stretch its legs, heading toward sub-3000 at the very minimum for SPX.**
- There is 25% chance that the Blue Path is the right call, cumulating to a final peak over 7100 in mid- to late May. However, with the Mid-East in an escalatory war trajectory and the skyrocketing gas price, this scenario becomes dimmer by the day.



- **Thursday's Gap-down & reversal caught both bulls and bears off-guarded and dumb-founded by the unsubstantiated optimism from buyers. Yet, by studying the \$VIX daily chart, we can clearly see a breakdown of the supportive trendline of an ascending structure dating back to early 2026. Therefore, the most likely scenario is a ST bottom is in**





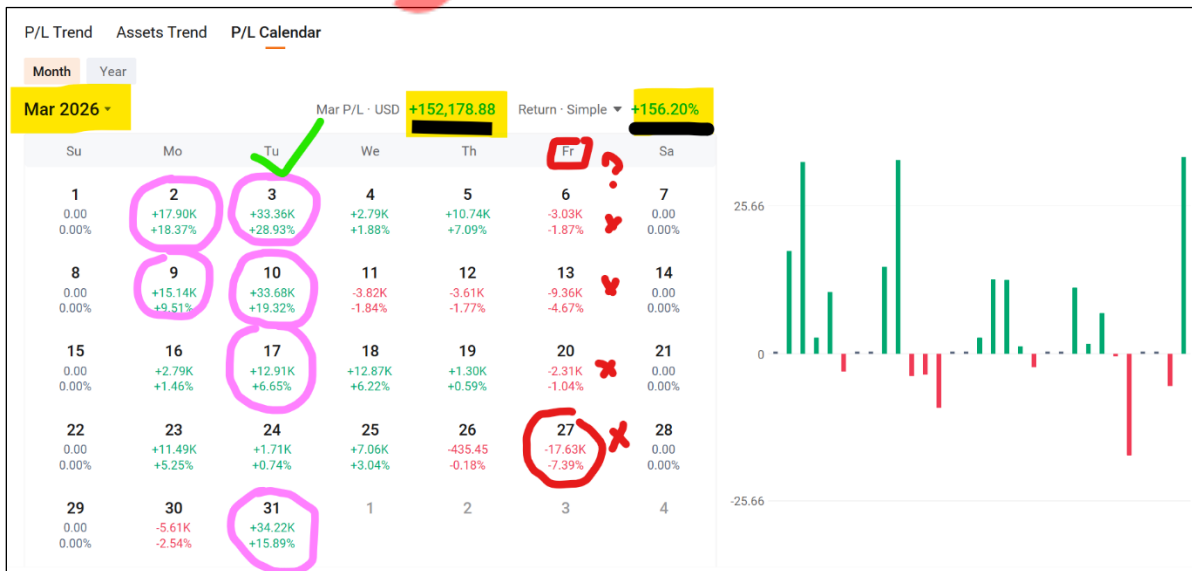
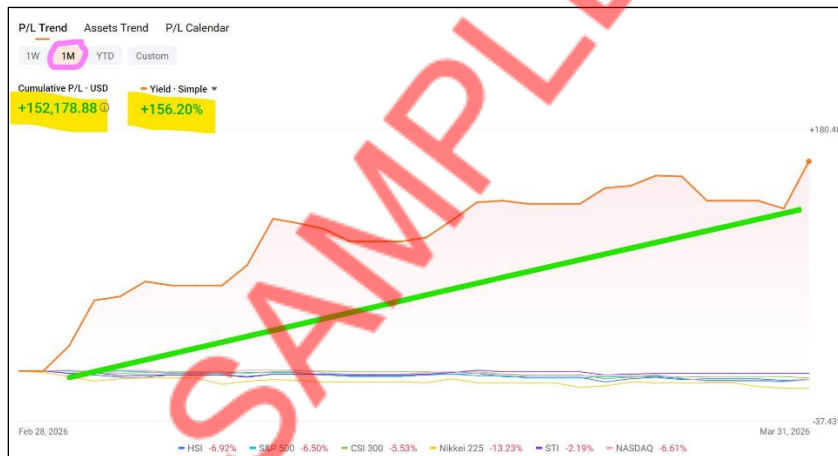
TEACT MODEL EDUCATIONAL CENTER

Two Ways of Making Money in Option Trading

As I have emphasized numerous times in this newsletter that “trading options as a day-trader is the fastest way to personal bankruptcy.” Roughly 95% of option day-traders can’t survive one’s first year of active trading. Some data even put this number as high as 99%. I have been actively trading options, esp. SPY calls and puts, a lot of them 0dtx OTM options, for more than 10 years. So, I am not only a survivor, but a really reliable & consistent winner. So, read carefully what I write here and learn.

----- MPW

The following performance chart is the report card of one of my day-trading option account, which I purposely cap it to \$100K [By end of month, I will cash the profits and leave exactly 100K; So far in 2026, the total profit is \$350K, with March over \$152K.

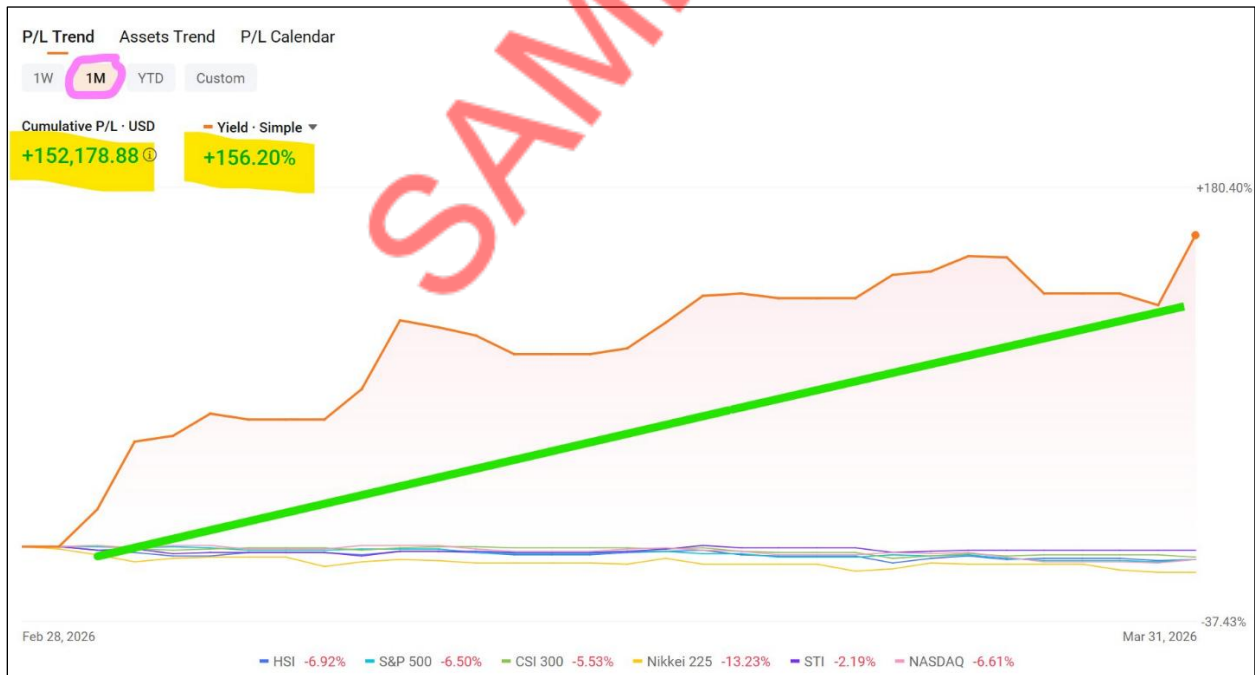




This is how the overall market SPX performed in March—extremely volatile, with breaking news coming out of a war zone and the more unpredictable White House announcement or tweet:



And, amidst all these uncertainties and dramas, here is how my most risky option-trading account has performed in March. A total of 156% return in a month.



On the calendar chart, I didn't do well in Friday's session—mainly due to the fact that I often kept some positions ***[losing on that day, but winning the next Monday]*** over the weekend. Therefore, that trade and profits may be counted into the next day's results. All in all, my best trading day is **TUESDAY**. Interesting! Five winning in a row, some of them BIG WINS.



OK, I reported all of these results here, is not to showoff, but to tell you that there is a way to make money, consistently, even with the riskiest way of trading.

Basically, there are two ways of making money in trading very short-term options [including Odtx: "0 day till expiration", i.e., same-day option].

First Way, you have to know: **(1) which direction the market is going to go; (2) to how high or how low—as accurate as possible; (3) most importantly, when the index would get there.**

Simply put, for most traders and at most time, that is "mission impossible" to know **ALL OF THE THREE CONDITIONS**. For option trading, even if you correctly predict (1) + (2), you may still lose money if the market gets there outside of your option's timeline.

Now you know why I push the envelop to the extremes by mapping out SPX's move at 5-min time frame. Even more extraordinarily, at least one-third of the time, I got that roadmap amazingly accurate. Yes, over the last three months, esp. when the market kicked off the downward move, I have been quite accurate in calling ALL of the major turns, sometimes, to the exact hour, based on my TEACT model—you can check back this newsletter to find out abundant examples—I don't need to go into details and list all of those right calls. Of course, as I laid out on page-2, even if you got the initial call correct, you still need to take care of the profit-taking part, which is equally, if not more, challenging [*you may want to search for "how to set up stops" in my newsletter archive, to learn & sharpen your skill of setting up stops for various positions*].

Today, I will focus on the Second Way of making money in trading option: **Straddle & Strangle**. Basically, in contract to the first way of knowing ALL THREE CONDITIONS to make money, here you only need to identify **ONE CONDITION**: (1) **there is going to be a BIG MOVE in the market very soon**, i.e., within a few hours. This condition applies to many pending events that will dramatically shape and shake the market, such as FOMC, President's Speech, etc. On March 31st, I noticed such a pending structure, where SPX was about to explode, up or down.





What I did then?

I bought \$5000 SPY 645 calls at \$1.40/lot; AND, at the same time, I bought \$5000 SPY 642 puts at \$1.45/lot too. So, basically, a double-hedge to take advantage of next explosive move, as I know **[think/believe]** that the next move would be large enough to give me at least 2-3 times return for the one-directional bet, UP/DOWN, which will effectively offset the loss from the counter-bet. All in all, if the move is as explosive as I anticipated, I will win, regardless which way the market chooses to go.

Less than half hour later, a rumor of a potential ceasefire lifted SPX 70-point straight HIGHER—breaking the resistance line and causing a huge short-squeeze. You know what happened to my puts and calls? My 645 calls rose to \$7.25/lot in minutes and I gradually cashed out them—that is a huge 5-bagger in half an hour. Meanwhile, my 642 puts sank to \$0.40, and I exited them immediately too. Although that put position suffered \$3000 loss, my calls earned more than \$20K. All in all, a pure \$15-16K profits for one bet.



Perfectly for you to learn is the fact that ALL OF THESE AMAZING TRADINGS AND SETUPS were telegraphed to you in real time. So, you know I am not a paper trader or charlatan. Meanwhile, you should have a new weapon in your tool box, to beat the market and other competitors.

MPW
April 4th 2026
[Phoenix, AZ]

Disclaimer: all these writings by **MasterPandaWu** (MPW) about the stock market analysis and the TEACT prediction model are for educational purposes only. Any of the statement or writings here are not for trading advice. Manage your own risk properly. Also, without written permission by MPW, all writings cannot be used, transferred, or distributed to other platforms other than TKL. Unless otherwise specified, all copyright of these writings belongs to MPW.