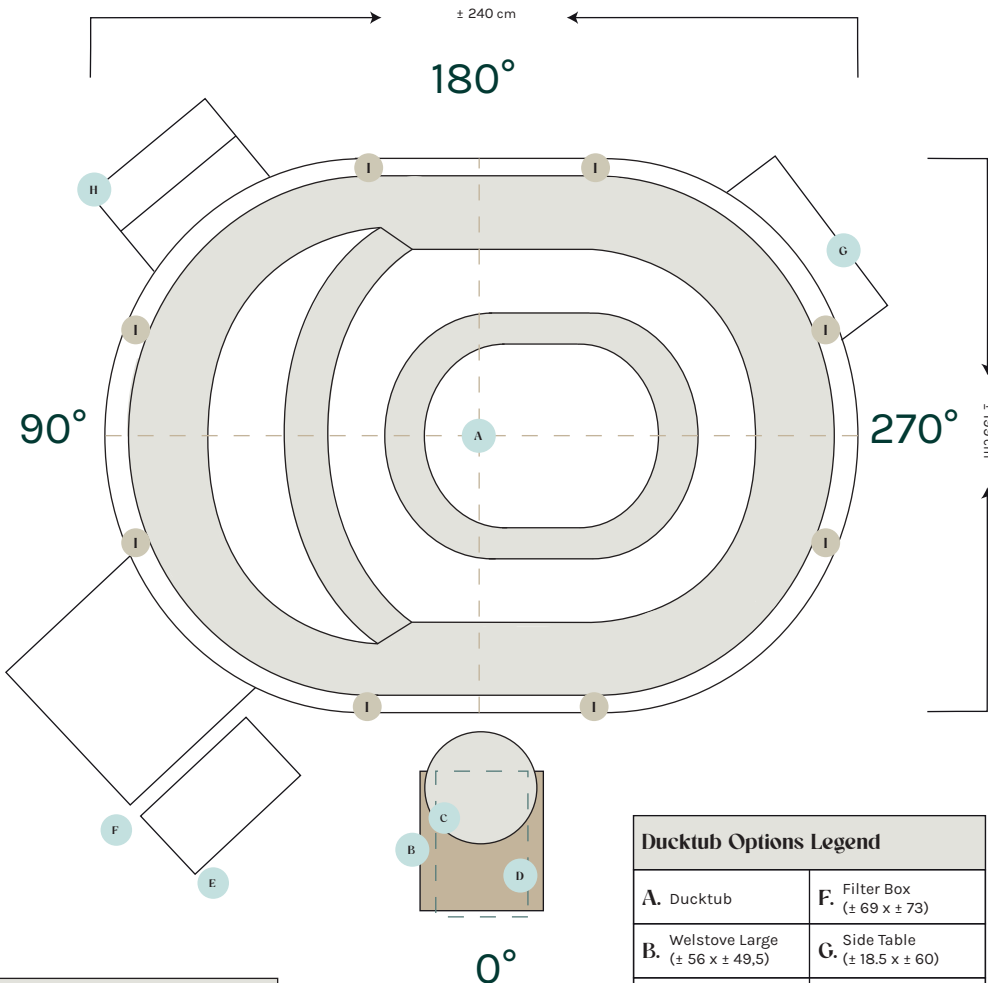


# Technical Specifications Ducktub Oval

## General Dimensions, Options and Positions

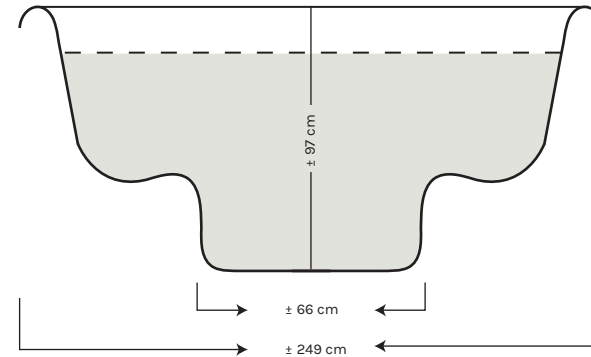


The exact position of the selected options, including the jet system, bubble system, and underwater lighting, as well as components such as the filter box and heating method, are specified in your quotation.

Ducktub Options Legend	
A. Ducktub	F. Filter Box (± 69 x ± 73)
B. Welstove Large (± 56 x ± 49,5)	G. Side Table (± 18,5 x ± 60)
C. Welstove Pro (± 69 x ± 45)	H. Stairs (± 40 x ± 60)
D. Welstove Medium (± 58,5 x ± 37)	I. Entry Handrail (± 23 x ± 4)
E. Bio Fuel (± 58 x ± 32)	

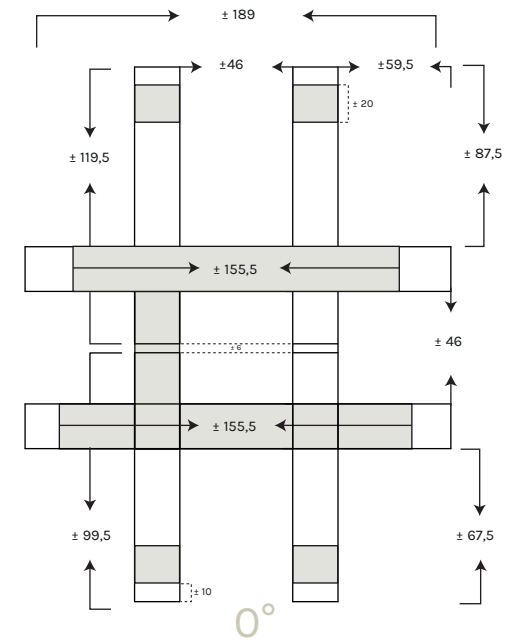
W

## Cross section



Technical Specs	
Capacity	max 10 people
Weight	± 210 kg
Liters	± 1700 liters
Seat	Ergonomic

## Base Construction



Legend	
	<b>Layer 1</b> Foundation. Placed directly on the ground surface
	<b>Layer 2</b> Supporting structure Mounted on Layer 1 under the hot tub
	<b>Beams</b> 12 cm wide, 4.5 cm high. Length indicated in adjacent