

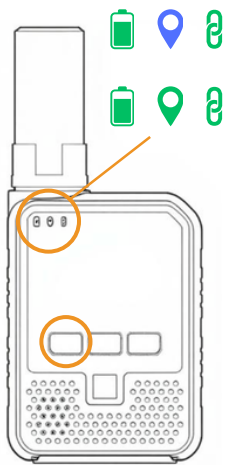
A guide to Tended devices

1 Turn on

Hold left button for 3 secs

Leave outside with the antenna facing skyward

Wait for 3 green LEDs before starting work



2 Attach

Use a Tended attachment to secure to PPE or asset

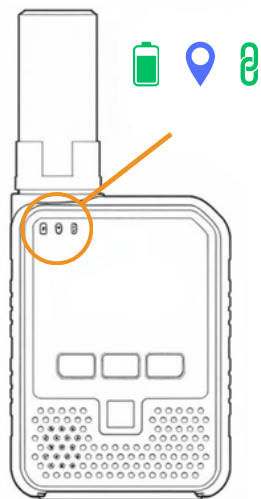
Antenna must be skyward and unobstructed



3 Wait

If device is turned on outside a safe zone, the location light is blue

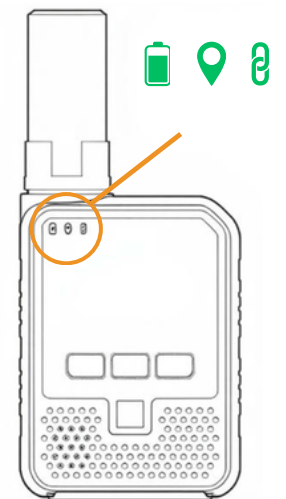
Wait for authorisation to enter the safe zone



4 Enter

When authorised, step into safe zone

Listen for 4 upwards beeps and 3 solid green lights:
You are in the safe zone



Alerts

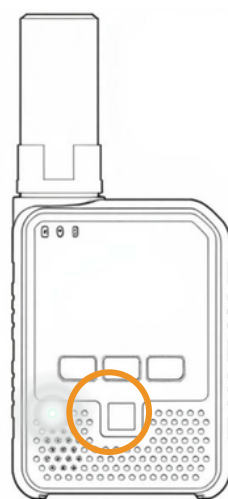
Exit safe zone

⚠ Large light flashing brightly

🔊 Loud rolling alert noise

Action: move to a position of safety

Other alerts: report to your CoSS or person in charge



Low accuracy

⚠ Location light flashing red

🔊 3 short beeps every 30 secs

Action: use your primary form of protection and ensure the device is unobstructed and the antenna is facing skyward

