

Peak Investment Partners

Tailored Investment strategies for growing your wealth



Performance with Relationship

Privately Owned Portfolio Management Company

- Established in 2003 providing individually managed accounts (IMA's)
- Trusted relationships with 260 families with over 480 individual portfolios
- Portfolios under management >\$1.0bn

Why Peak

- Our portfolio managers have global market experience
- Clients have direct communication with their Fund Manager
- Our staff own the firm, placing our business in partnership with clients
- We are independent of any financial institution or product issuer

Your Personal Portfolio Management Team

➤ Ian Wenham	– CEO, Co-CIO & Portfolio Manager	Experience > 45 yrs
➤ Andrew Martin	– Director & Portfolio Manager	> 40 yrs
➤ Paul Israel	– Co-CIO & Portfolio Manager	> 25 yrs
➤ Stuart Dear	– Director & Portfolio Manager	> 25 yrs

Direct Securities

- Manage Direct Australian Equities, Australian Hybrid income securities and overseas investments

Our Clients

- High net worth families - Individuals, Family Trusts, DIY Super, Companies & Not for Profits

MODEL PORTFOLIOS PERFORMANCE

TO 31 MAR 2026	Inception p.a.	10 Yrs p.a.	5 Yrs p.a.	3 Yrs p.a.	1 Yr
LOWER RISK					
Peak Australian Income ¹	9.6%	8.8%	7.9%	8.3%	6.9%
ASX 300 Accumulation Index	6.7%	9.3%	8.5%	9.4%	11.6%
Gain over index	+2.9%	-0.5%	-0.6%	-1.1%	-4.7%
HIGHER RISK					
Peak Industrial Growth ²	8.4%	7.1%	5.2%	5.4%	-9.3%
ASX 200 Accumulation Index	6.8%	9.4%	8.6%	9.5%	11.7%
Gain over index	+1.6%	-2.3%	-3.4%	-4.1%	-21.0%
Peak Australian High Growth ³	9.0%	8.8%	7.1%	6.2%	-2.5%
ASX 200 Accumulation Index	6.9%	9.4%	8.6%	9.5%	11.7%
Gain over index	+2.1%	-0.6%	-1.5%	-3.3%	-14.2%
Peak Smaller Companies ⁴	7.9%		3.7%	5.0%	4.2%
ASX Smaller Ordinaries Accum. Index	6.8%		4.0%	8.5%	13.7%
Gain over index	+1.1%		-0.3%	-3.5%	-9.5%

Source: Peak Australian Income, Peak Industrial Growth and Peak Australian High Growth: Praemium Model Portfolios

Peak Smaller Companies Model: Powerwrap historical data for model portfolio between 14/9/12 and 27/3/17, and Praemium model portfolio since 27/3/17

Model Portfolio Performance is based on the theoretical performance of the Model Portfolio and does not take into account any fees applicable.

Such fees may include Model Portfolio Investment Fees, Administration Fees and certain transactional and operation costs.

Applicable fees are set out in the Peak Financial Services Guide.

Actual Portfolios may not perform in the same manner as Model Portfolios, depending on the customisations and timing issues.

Accordingly, the actual after tax returns you receive are likely to be different from the Model Portfolio returns and those of other investors.

Past Performance is no indicator of future performance. The value of investments and the income from them can fall as well as rise and is not guaranteed.

¹ Inception – 18/06/2006

² Inception – 18/10/2006

³ Inception – 10/10/2006

⁴ Inception – 17/03/2017

Peak Investment Partners Pty Ltd is an Authorised Representative of Peak Investment Holdings Pty Ltd AFSL 304008
Level 11, 56 Pitt Street, Sydney NSW 2000, Australia

Contact us for more information: (+61 2) 8274 5800 | info@peakinvest.com.au | www.peakinvest.com.au

The Peak Income Model is a portfolio constructed of higher yielding Australian shares. It aims to provide investors with a stable income stream with diversification benefits to reduce risk.

Portfolio Description

The Peak Investment Partners Income Model is a separately managed account (SMA) actively managed by Peak Investment Partners (Peak). SMAs are professionally managed portfolios of direct shares where the investor receives beneficial ownership of the underlying securities.

Investor Profile

The Income Model is designed for investors who:

- Seek a tax effective income stream with some capital growth
- Have a medium to long-term investment horizon
- Accept the risk of significant share price fluctuations

Key Portfolio Features

Model Inception	18/06/2006
Benchmark	S&P/ ASX 300 Accumulation Index
Number of Stocks	15 - 30
Investment Horizon	Over 5 years
Authorised Investments	Australian Shares & Cash

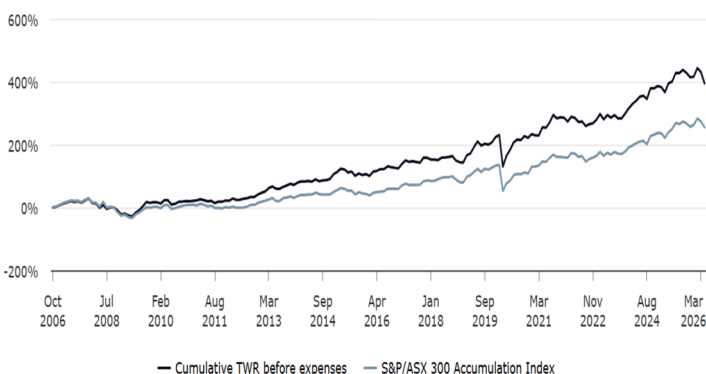
Performance to 31st MARCH 2026

Return %	Inception (%p.a.)	5yr (%p.a.)	3yr (%p.a.)	1yr (%)
Income Model	9.6%	7.9%	8.3%	6.9%
ASX 300 Accum.	6.7%	8.5%	9.4%	11.6%
Outperformance	+2.9%	-0.6%	-1.1%	-4.7%

Figures presented are provided by Praemium and are before expenses. Information correct as at 31st MARCH 2026

Past performance is not a reliable indicator of future performance. While returns above and the chart below are from the model portfolio within Praemium, they are not the actual performance but indicative of the portfolio performance in Praemium.

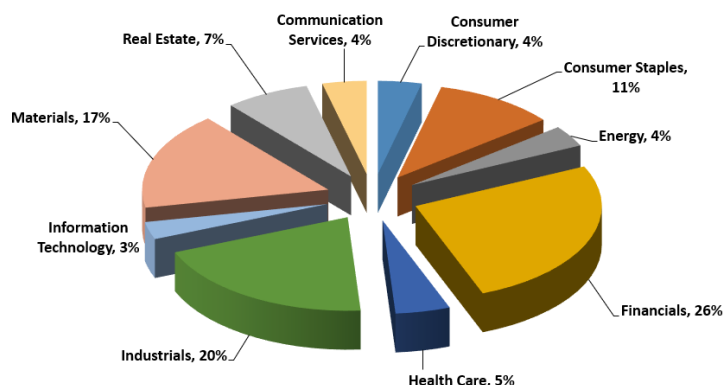
Cumulative returns over time



Top 10 Holdings

#	Company	Portfolio Weighting
1	Commonwealth Bank	9.7%
2	Northern Star	7.1%
3	Wesfarmers Limited	6.3%
4	Macquarie Group Limited	6.0%
5	BHP Billiton Limited	6.0%
6	ANZ Banking Group Limited	5.5%
7	QUBE Holdings Limited	5.3%
8	National Aust. Bank	4.9%
9	Resmed	4.8%
10	Brambles Limited	4.6%

Sector Allocation



Peak Investment Partners

Founded in 2003, Peak is a successful boutique Australian portfolio manager who partners with individuals, families and 'not for profit' organisations to achieve their investment management goals. Predominantly owned and operated by its directors, Peak delivers private, trusted advice and matches investment solutions to individual needs, wants and circumstances.

Portfolio managers Ian Wenham and Paul Israel are experienced in research and funds management, having held senior positions with leading global investment banks in Australia, Hong Kong as well as with Australian fund managers

Their expertise at managing investment portfolios combined with in-depth experience in global investment markets means that Peak consistently achieves superior portfolio outcomes for its clients.

© 2018 Peak Investment Partners Pty Ltd (ABN 12 109 434 880) is an authorised representative of Peak Investment Holdings Pty Ltd (ABN 17 118 685 993) who holds an Australian Financial Service Licence No.304008. This document provides general information only and is not intended to be a recommendation to invest in any product or financial service mentioned above. The general information in this document has been prepared without reference to any recipient's objectives, financial situation or needs. Before making any financial investment decisions we recommend recipients obtain legal and taxation advice appropriate to their particular needs. Please consult the appropriate Product Disclosure Statement for information regarding the Smaller Companies Model Portfolio.

The Peak Industrial Growth Model is designed to providing investors with stable long-term capital gains, consistent real returns and diversification benefits to reduce risk

Portfolio Description

The Peak Industrial Growth Model is a separately managed account (SMA) actively managed by Peak Investment Partners (Peak). SMAs are professionally managed portfolios of direct shares where the investor receives beneficial ownership of the underlying securities.

Investor Profile

The Industrial Growth Model is designed for investors who:

- Seek prospects for capital growth with some income
- Have a medium to long-term investment horizon
- Accept the risk of significant share price fluctuations

Key Portfolio Features

Model Inception	18/10/2006
Benchmark	S&P/ ASX 200 Accumulation Index
Number of Stocks	15 - 30
Investment Horizon	Over 5 years
Authorised Investments	Australian Shares & Cash

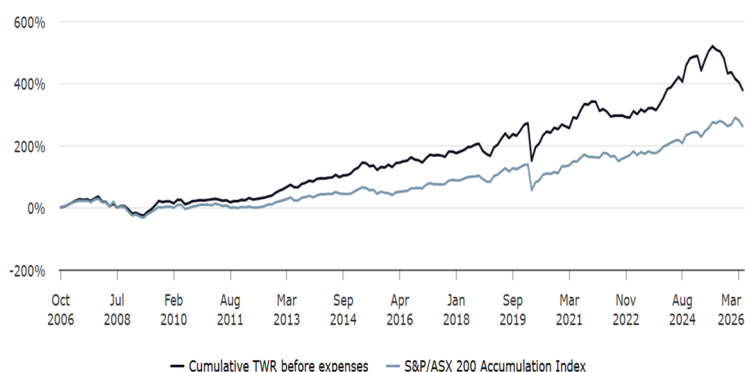
Performance to 31st MARCH 2026

Return %	Inception (%p.a.)	5yr (%p.a.)	3yr (%p.a.)	1yr (%)
Aus Indus. Gwth	8.4%	5.2%	5.4%	-9.3%
ASX 200 Accum.	6.8%	8.6%	9.5%	11.7%
Outperformance	+1.6%	-3.4%	-4.1%	-21.0%

Figures presented are provided by Praemium and are before expenses. Information correct as at 31st MARCH 2026

Past performance is not a reliable indicator of future performance. While returns above and the chart below are from the model portfolio within Praemium, they are not the actual performance but indicative of the portfolio performance in Praemium.

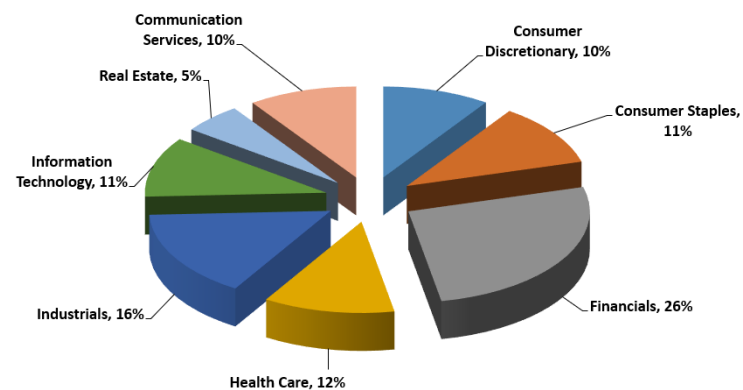
Cumulative returns over time



Top 10 Holdings

#	Company	Portfolio Weighting
1	Commonwealth Bank	10.0%
2	Macquarie Group Limited	8.2%
3	Resmed	6.4%
4	Wesfarmers Limited	6.0%
5	Brambles Limited	5.8%
6	Aristocrat Leisure	5.7%
7	Goodman Group	5.3%
8	Technology One	5.3%
9	QUBE Holdings Limited	5.2%
10	Coles	5.1%

Sector Allocation



Peak Investment Partners

Founded in 2003, Peak is a successful boutique Australian portfolio manager who partners with individuals, families and 'not for profit' organisations to achieve their investment management goals. Predominantly owned and operated by its directors, Peak delivers private, trusted advice and matches investment solutions to individual needs, wants and circumstances.

Portfolio managers Ian Wenham and Paul Israel are experienced in research and funds management, having held senior positions with leading global investment banks in Australia, Hong Kong as well as with Australian fund managers

Their expertise at managing investment portfolios combined with in-depth experience in global investment markets means that Peak consistently achieves superior portfolio outcomes for its clients.

© 2018 Peak Investment Partners Pty Ltd (ABN 12 109 434 880) is an authorised representative of Peak Investment Holdings Pty Ltd (ABN 17 118 685 993) who holds an Australian Financial Service Licence No.304008. This document provides general information only and is not intended to be a recommendation to invest in any product or financial service mentioned above. The general information in this document has been prepared without reference to any recipient's objectives, financial situation or needs. Before making any financial investment decisions we recommend recipients obtain legal and taxation advice appropriate to their particular needs. Please consult the appropriate Product Disclosure Statement for information regarding the Smaller Companies Model Portfolio.

Peak Investment Partners

Australian High Growth

MARCH 2026



The Peak Australian High Growth Model is designed to providing investors with stable long-term capital gains, consistent real returns and diversification benefits to reduce risk

Portfolio Description

The Peak Australian High Growth Model is a separately managed account (SMA) actively managed by Peak Investment Partners (Peak). SMAs are professionally managed portfolios of direct shares where the investor receives beneficial ownership of the underlying securities.

Investor Profile

The Australian High Growth Model is designed for investors who:

- Seek prospects for capital growth with some income
- Have a medium to long-term investment horizon
- Accept the risk of significant share price fluctuations

Key Portfolio Features

Model Inception	10/10/2006
Benchmark	S&P/ ASX 200 Accumulation Index
Number of Stocks	15 - 30
Investment Horizon	Over 5 years
Authorised Investments	Australian Shares & Cash

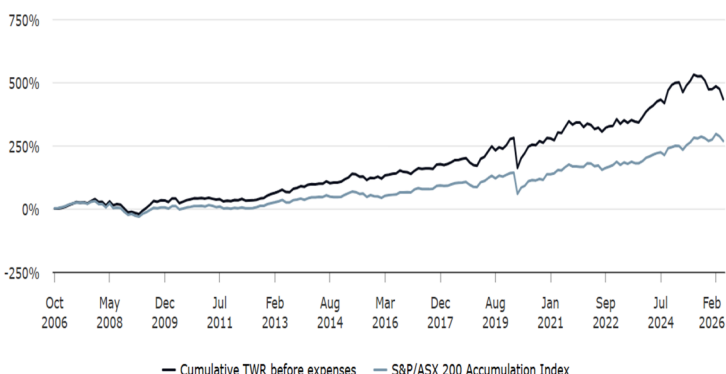
Performance to 31st MARCH 2026

Return %	Inception (%p.a.)	5yr (%p.a.)	3yr (%p.a.)	1yr (%)
Aus High Growth	9.0%	7.1%	6.2%	-2.5%
ASX 200 Accum.	6.9%	8.6%	9.5%	11.7%
Outperformance	+2.1%	-1.5%	-3.3%	-14.2%

Figures presented are provided by Praemium and are before expenses. Information correct as at 31st MARCH 2026.

Past performance is not a reliable indicator of future performance. While returns above and the chart below are from the model portfolio within Praemium, they are not the actual performance but indicative of the portfolio performance in Praemium.

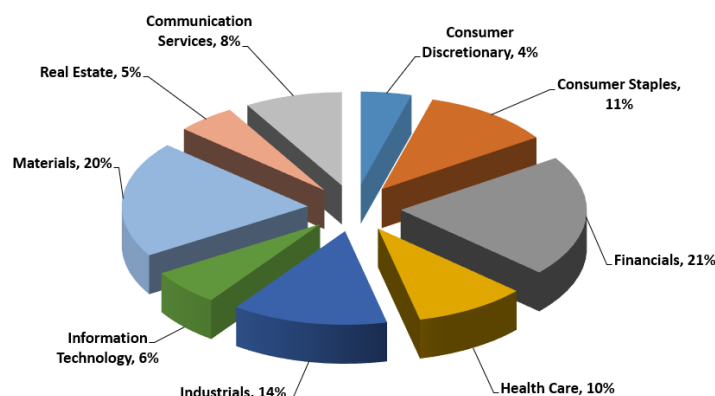
Cumulative returns over time



Top 10 Holdings

#	Company	Portfolio Weighting
1	Commonwealth Bank	10.8%
2	BHP Billiton Limited	7.9%
3	Northern Star	7.5%
4	Macquarie Group Limited	6.1%
5	Wesfarmers Limited	6.0%
6	Brambles Limited	5.4%
7	Technology One	5.3%
8	Coles	5.2%
9	Goodman Group	5.1%
10	Resmed	4.9%

Sector Allocation



Peak Investment Partners

Founded in 2003, Peak is a successful boutique Australian portfolio manager who partners with individuals, families and 'not for profit' organisations to achieve their investment management goals. Predominantly owned and operated by its directors, Peak delivers private, trusted advice and matches investment solutions to individual needs, wants and circumstances.

Portfolio managers Ian Wenham and Paul Israel are experienced in research and funds management, having held senior positions with leading global investment banks in Australia, Hong Kong as well as with Australian fund managers

Their expertise at managing investment portfolios combined with in-depth experience in global investment markets means that Peak consistently achieves superior portfolio outcomes for its clients.

© 2018 Peak Investment Partners Pty Ltd (ABN 12 109 434 880) is an authorised representative of Peak Investment Holdings Pty Ltd (ABN 17 118 685 993) who holds an Australian Financial Service Licence No.304008. This document provides general information only and is not intended to be a recommendation to invest in any product or financial service mentioned above. The general information in this document has been prepared without reference to any recipient's objectives, financial situation or needs. Before making any financial investment decisions we recommend recipients obtain legal and taxation advice appropriate to their particular needs. Please consult the appropriate Product Disclosure Statement for information regarding the Smaller Companies Model Portfolio.

Peak Investment Partners Smaller Companies

MARCH 2026



The Peak Smaller Companies Model is designed for growth opportunities holding stocks that are under recognised in the global marketplace allowing investors to reap gains before mutual funds invest.

Portfolio Description

The Peak Investment Partners Smaller Companies Model is a separately managed account (SMA) actively managed by Peak Investment Partners (Peak). SMAs are professionally managed portfolios of direct shares where the investor receives beneficial ownership of the underlying securities.

Investor Profile

The Smaller Companies Model is designed for investors who:

- Seek prospects for capital growth with some income
- Have a medium to long-term investment horizon
- Accept the risk of significant share price fluctuations

Key Portfolio Features

Model Inception	17/03/2017
Benchmark	S&P/ ASX Small Ords Accumulation Index
Number of Stocks	15 - 30
Investment Horizon	Over 5 years
Authorised Investments	Australian Shares & Cash

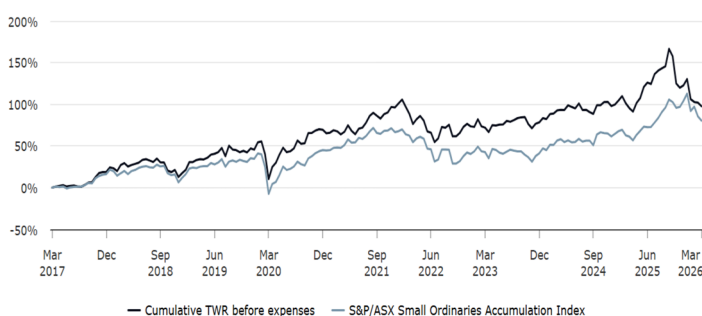
Performance to 31st MARCH 2026

Return %	Inception (%p.a.)	5yr (%p.a.)	3yr (%p.a.)	1yr (%)
Small Cap Model	7.9%	3.7%	5.0%	4.2%
ASX Small Ords	6.8%	4.0%	8.5%	13.7%
Outperformance	+1.1%	-0.3%	-3.5%	-9.5%

Figures presented are provided by Praemium and are before expenses. Information correct as at 31st MARCH 2026.

Past performance is not a reliable indicator of future performance. While returns above and the chart below are from the model portfolio within Praemium, they are not the actual performance but indicative of the portfolio performance in Praemium.

Cumulative returns over time

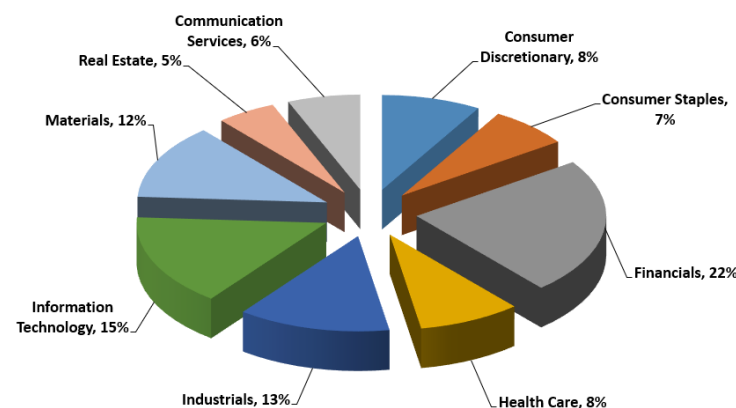


Top 10 Holdings

#	Company	Portfolio Weighting
1	Droneshield	5.8%
2	Lynas Corporation	5.2%
3	Generation Development	4.9%
4	Sigma Health Limited	4.9%
5	Aussie Broadband	3.8%
6	STH CRS Elect ENGR	3.7%
7	Nanuk New World Fund	3.6%
8	Ridley Corporation	3.5%
9	Pinnacle Investment	3.5%
10	4DMedical	3.5%

Sector Allocation

*Mandate for Smaller Companies model allows a maximum of 30% within the ASX100



Peak Investment Partners

Founded in 2003, Peak is a successful boutique Australian portfolio manager who partners with individuals, families and 'not for profit' organisations to achieve their investment management goals. Predominantly owned and operated by its directors, Peak delivers private, trusted advice and matches investment solutions to individual needs, wants and circumstances.

Portfolio managers Ian Wenham and Jonathan Liu are experienced in research and funds management, having held senior positions with leading global investment banks in Australia, Hong Kong as well as with Australian fund managers

Their expertise at managing investment portfolios combined with in-depth experience in global investment markets means that Peak consistently achieves

© 2018 Peak Investment Partners Pty Ltd (ABN 12 109 434 880) is an authorised representative of Peak Investment Holdings Pty Ltd (ABN 17 118 685 993) who holds an Australian Financial Service Licence No.304008. This document provides general information only and is not intended to be a recommendation to invest in any product or financial service mentioned above. The general information in this document has been prepared without reference to any recipient's objectives, financial situation or needs. Before making any financial investment decisions we recommend recipients obtain legal and taxation advice appropriate to their particular needs. Please consult the appropriate Product Disclosure Statement for information regarding the Smaller Companies Model Portfolio.