

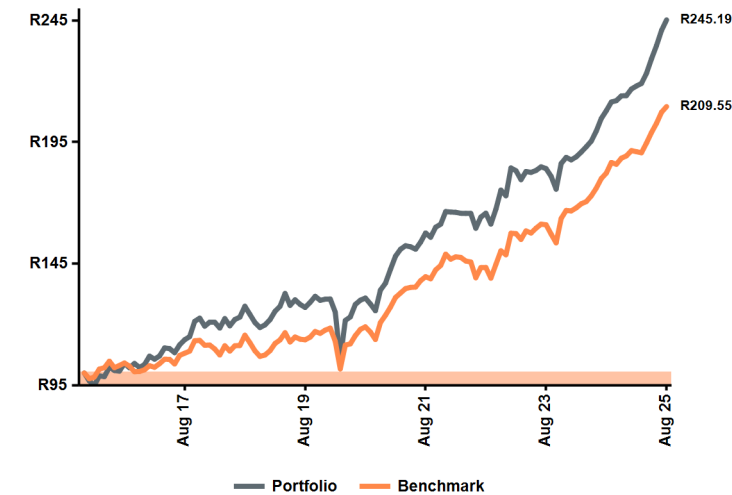
# Amplify SCI\* Balanced Fund

Performance Document | A1 Class August 2025

## Why invest with this solution?

- Provides investors exposure to growth assets
- Focuses on enhancing returns across all asset classes
- Offers strong downside protection, producing compelling risk adjusted returns
- Complies with Regulation 28, making it ideal for inclusion in a retirement portfolio
- Managed by a nimble asset manager that adapts to changing market conditions

## Investment growth since inception



The investment performance is for illustrative purposes only and is calculated by taking the actual initial fees and all ongoing fees into account for the amount shown. Income is reinvested on the reinvestment date.

## Monthly Fund Performance (%)

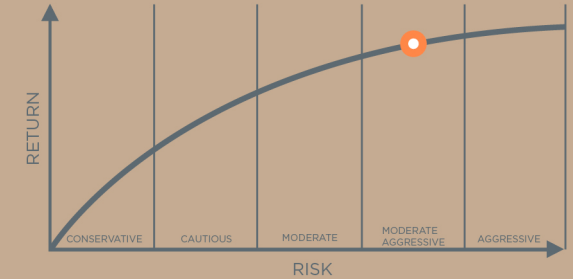
	Jan	Feb	Mar	Apr	May	Jun	Jul	Aug	Sep	Oct	Nov	Dec	YTD
2025	1.27	0.58	0.48	1.90	2.68	2.38	2.66	1.79					14.55
2024	-0.54	0.66	1.04	1.14	1.21	2.12	2.60	1.56	1.72	0.26	0.92	0.05	13.46
2023	6.60	-0.60	-2.01	1.87	-0.21	0.45	0.81	-0.40	-1.71	-2.93	6.00	1.36	9.12
2022	-0.12	-0.06	-0.24	-0.03	0.00	-3.68	2.87	0.99	-2.71	3.79	4.70	-1.32	3.91
2021	4.17	3.79	1.93	0.96	-0.29	-0.66	1.92	2.46	-1.11	2.65	0.78	3.22	21.51

Annualised returns (%)	Fund	Benchmark
Since inception	9.96	7.88
5 Year	13.39	11.99
3 Year	13.95	13.48
1 Year	17.96	15.01
Year to date	14.55	10.71

An annualised rate of return is the average rate of return per year, measured over a period either longer or shorter than one year, such as a month, or two years, annualised for comparison with a one-year return.

Risk statistics since inception (%)	Fund	Benchmark
Maximum drawdown	-20.36	-14.12
Positive months	62.93	65.52
Annualised monthly volatility	10.41	8.43
Sharpe ratio (Ann)	0.28	0.14
Highest annual return	42.78	30.65
Lowest annual return	-17.06	-10.47

The highest and lowest 12-month returns are based on a 12-month rolling period over 10 years, or since inception where a 10-year performance history does not exist.



## Fund objective

A multi-asset, high-equity solution with a moderate risk profile for investors with a 5-year investment horizon. It aims to deliver long-term investment growth over time for investors by investing in a balanced manner across a broad range of asset classes such as equities, money market instruments, bonds, listed property, as well as international equities and fixed interest assets. The solution holds a maximum of 75% in equities (including offshore equities) and is Regulation 28 compliant.

## Fund manager

Managed by Laurium Capital. An independent asset manager with a distinctly differentiated skills set and approach that takes advantage of special situations and trading opportunities.

## Investment strategy

Laurium Capital invest in a diversified range of local and foreign asset classes, including equity, fixed interest, bond, money market and property markets. Through fundamental bottom-up research with a value bias, they are able to generate a moderate portfolio.

**ASISA category:** South African Multi Asset High Equity

**Benchmark:** Peer average South African Multi Asset High Equity

**Inception date:** 06 March 2020

**Fee class inception date:** 08 December 2015

\* The track record has been retained from 9 December 2015 to 6 March 2020 of the Laurium Balanced Prescient Fund as they have managed the mandate since then.

**Fund manager start date:** 08 December 2015

**Fund size:** R 4 675 million

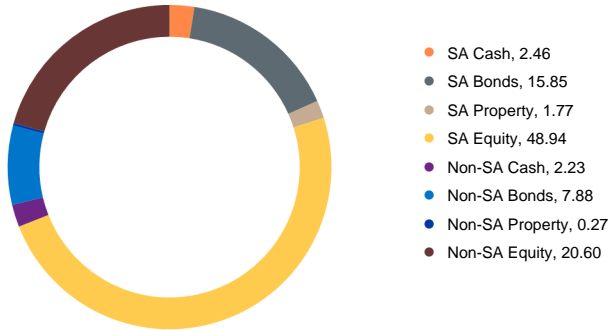
**Minimum investment:** LISP minimums apply

\*Amplify Sanlam Collective Investments Balanced Fund

This monthly Minimum Disclosure Document should be viewed in conjunction with the Glossary of Terms.

Issue date: 11 September 2025

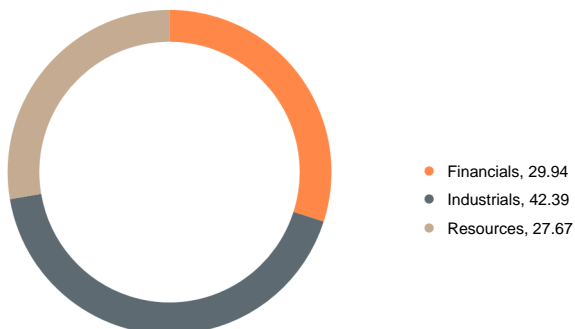
## Asset Allocation (%)



## Top 10 Holdings

	% of Fund
Prosus	5.16
Anglogold Ashanti Limited	4.18
Firststrand Limited	3.84
STD Sett Acc AMSCLR - Payables	3.24
SPDR ACWI	3.08
South African Rand	3.06
R213 7.00% 280231	2.80
ABSA Group Limited	2.78
REPUBLIC OF SOUTH AFRICA 5.875% 200432	2.49
R2037 8.50% 310137	2.23

## Sector Allocation (%)



## Fees

	X1 Class %
Manager initial fee (max.)	0.00
Manager annual fee (excl. VAT)	0.95
Total Expense Ratio (TER)	1.16
Transaction Costs (TC)	0.12
Total Investment Charge (TIC)	1.28

Obtain a personalised cost estimate before investing by visiting [www.sanlamunitrustsmdd.co.za](http://www.sanlamunitrustsmdd.co.za) and using our Effective Annual Cost (EAC) calculator. Alternatively, contact us at 0860 100 266.

This fund is available via certain LISPS (Linked Investment Service Providers), which levy their own fees. Amplify Investment Partners earns a percentage of the management fee.

Advice Fee: Any advice fee is negotiable between the client and their financial advisor. An annual advice fee negotiated is paid via a repurchase of units from the investor.

TER PERIOD: 01 July 2022 to 30 June 2025

Total Expense Ratio (TER) | 1.16% of the value of the Financial Product was incurred as expenses relating to the administration of the Financial Product. A higher TER does not necessarily imply a poor return, nor does a low TER imply a good return. The current TER may not necessarily be an accurate indication of future TER's. Inclusive in the TER of 1.16%, a performance fee of 0.00% of the net asset value of the class of Financial Product was recovered.

Transaction Cost (TC) | 0.12% of the value of the Financial Product was incurred as costs relating to the buying and selling of the assets underlying the Financial Product. Transaction Costs are a necessary cost in administering the Financial Product and impacts Financial Product returns. It should not be considered in isolation as returns may be impacted by many other factors over time including market returns, the type of Financial Product, the investment decisions of the investment manager and the TER.

Total Investment Charges (TER + TC) | 1.28% of the value of the Financial Product was incurred as costs relating to the investment of the Financial Product.

Effective 1 December 2024, SCI will charge a monthly administration fee of R23 (VAT Inclusive) on retail investors whose total investment value is less than R50 000. Clients with an active recurring monthly debit order will not be levied this fee.

This fund qualifies as a tax free investment according to section 12T of the Income Tax Act, with effect from 1 March 2015. South African individuals qualify for the associated tax benefits namely no tax on dividends, income or capital gains whilst still enjoying all the benefits of a unit trust. Note contributions to tax free investments are limited to R36 000 per tax year, with a lifetime limit of R500 000. Amounts invested in excess of these permissible thresholds are taxable.

The portfolio manager may borrow up to 10% of the market value of the portfolio to bridge insufficient liquidity. Fluctuations or movements in exchange rates may cause the value of underlying international investments to go up or down.

## Contact details

Amplify Investment Partners (Pty) Ltd  
(an authorised Financial Services Provider, FSP No. 712)  
4th Floor, The Terraces, 25 Protea Street, Claremont, South Africa, 7708  
Tel: +27 (21) 950-2689  
Email: [info@amplify.co.za](mailto:info@amplify.co.za)  
Website: [www.amplify.co.za](http://www.amplify.co.za)

## Manager contact details

Sanlam Collective Investments (RF) (Pty) Ltd  
Physical address: 55 Willie van Schoor Avenue, Bellville, South Africa, 7530  
Postal address: Private Bag X8, Tygervally, 7536  
Tel: +27 (21) 916-1800  
Email: [service@sanlaminvestments.com](mailto:service@sanlaminvestments.com)  
Website: [www.sanlamunitrusts.co.za](http://www.sanlamunitrusts.co.za)

## Trustee Information

Standard Bank of South Africa Ltd  
Tel: +27 (21) 401-2002  
Email: [compliance-sanlam@standardbank.co.za](mailto:compliance-sanlam@standardbank.co.za)

## Portfolio manager:

Gavin Vorwerk, Murray Winckler, Brian Thomas

## Investment Manager Disclaimer:

Laurium Capital is an authorised Financial Service Provider regulated by the Financial Sector Conduct Authority (FSP No. 34142).

## Disclaimer:

The Manager retains full legal responsibility for the Co-Brand Portfolio.

All reasonable steps have been taken to ensure the information on this MDD is accurate. The information to follow does not constitute financial advice as contemplated in terms of the FAIS Act. Use or rely on this information at your own risk. Independent professional financial advice should always be sought before making an investment decision.

The Sanlam Group is a full member of the Association for Savings and Investment SA ("ASISA"). Collective investment schemes are generally medium- to long-term investments. Please note that past performance is not necessarily a guide to future performance, and that the value of investments /units / unit trusts may go down as well as up. A schedule of fees and charges and maximum commissions is available from the Manager, Sanlam Collective Investments (RF) (Pty) Ltd, a registered and approved Manager in Collective Investment Schemes in Securities. Additional information of the proposed investment, including brochures, application forms and annual or quarterly reports, can be obtained from the Manager, free of charge. Collective investments are traded at ruling prices and can engage in borrowing and scrip lending. Collective investments are calculated on a net asset value basis, which is the total market value of all assets in the portfolio including any income accruals and less any deductible expenses such as audit fees, brokerage and service fees. Actual investment performance of the portfolio and the investor will differ depending on the initial fees applicable, the actual investment date, and the date of reinvestment of income as well as dividend withholding tax. Forward pricing is used. The Manager does not provide any guarantee either with respect to the capital or the return of a portfolio. The performance of the portfolio depends on the underlying assets and variable market factors. Performance is based on NAV to NAV calculations with income reinvestments done on the ex-dividend date. Lump sum investment performances are quoted. The portfolio may invest in other unit trust portfolios which levy their own fees, and may result in a higher fee structure for our portfolio. All the portfolio options presented are approved collective investment schemes in terms of the Collective Investment Schemes Control Act, No 45 of 2002 ("CISCA"). The fund may from time to time invest in foreign countries and therefore it may have risks regarding liquidity, the repatriation of funds, political and macroeconomic situations, foreign exchange, tax, settlement, and the availability of information. The Manager has the right to close any portfolios to new investors to manage them more efficiently in accordance with their mandates. A copy of the Performance Fee Frequently Asked Questions can be obtained from our website: [www.sanlaminvestments.com](http://www.sanlaminvestments.com). The portfolio management of all the portfolios is outsourced to financial services providers authorised in terms of the FAIS Act, 2002. Standard Bank of South Africa Ltd is the appointed trustee of the Sanlam Collective Investments Scheme.

Amplify Investment Partners (Pty) Ltd an Authorised Financial Services Provider, (FSP No. 712), is wholly owned by the Sanlam Investments Group.

\*Amplify Sanlam Collective Investments Balanced Fund

This monthly Minimum Disclosure Document should be viewed in conjunction with the Glossary of Terms.

Issue date: 11 September 2025