

MATCH REPORT



Western Sydney Wanderers

1 - 4



Melbourne Victory

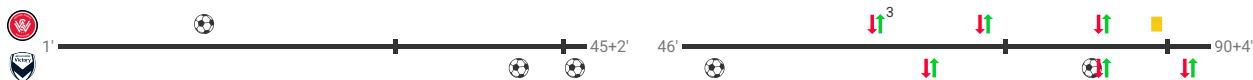
⚽ 13' D. Matos

41' K. White ⚽

45+1' K. White ⚽

48' K. White ⚽

83' Z. McMeeken ⚽



Starting lineup

GK		(20)	S. Khamis	
RB		(11)	D. Matos	⚽ 13' ▼ 84'
RCB		(22)	A. Cerne	
LCB		(4)	P. Hooks	
LB		(14)	E. Buchanan	
RCMF		(37)	E. Harada	▼ 63'
LCMF		(6)	A. Chessari	
RW		(8)	O. Price	▼ 63'
LW		(7)	A. Harrison	▼ 73'
CF		(17)	A. Ng-Saad	
CF		(25)	H. Caspers	▼ 63'

GK		(1)	C. Newbon	
RB		(19)	Z. McMeeken	⚽ 83'
RCB		(3)	C. Bunge	
LCB		(18)	K. Morrison	
LB		(66)	A. Jancevski	
DMF		(81)	G. Maher	▼ 68'
RCMF		(23)	R. Lowe	▼ 90+2'
LCMF		(10)	R. Pollicina	
RWF		(9)	H. Furphy	
LWF		(5)	S. Sakalis	▼ 84'
CF		(16)	K. White	⚽ 41' ⚽ 45+1' ⚽ 48'

Substitutes

RCMF		(19)	T. Younis	↗ 63' 🟡 89'
RW		(24)	N. Fazzari	↗ 63'
CF		(9)	Soe-Un Kim	↗ 63'
LW		(2)	J. Defazio	↗ 73'
RB		(13)	A. Khoshaba	↗ 84'

DMF		(27)	R. Curtis	↗ 68'
LWF		(28)	S. Techera	↗ 84'
RCMF		(17)	P. O'Keeffe	↗ 90+2'

Bench

	(12)	B. Edwards
--	------	------------

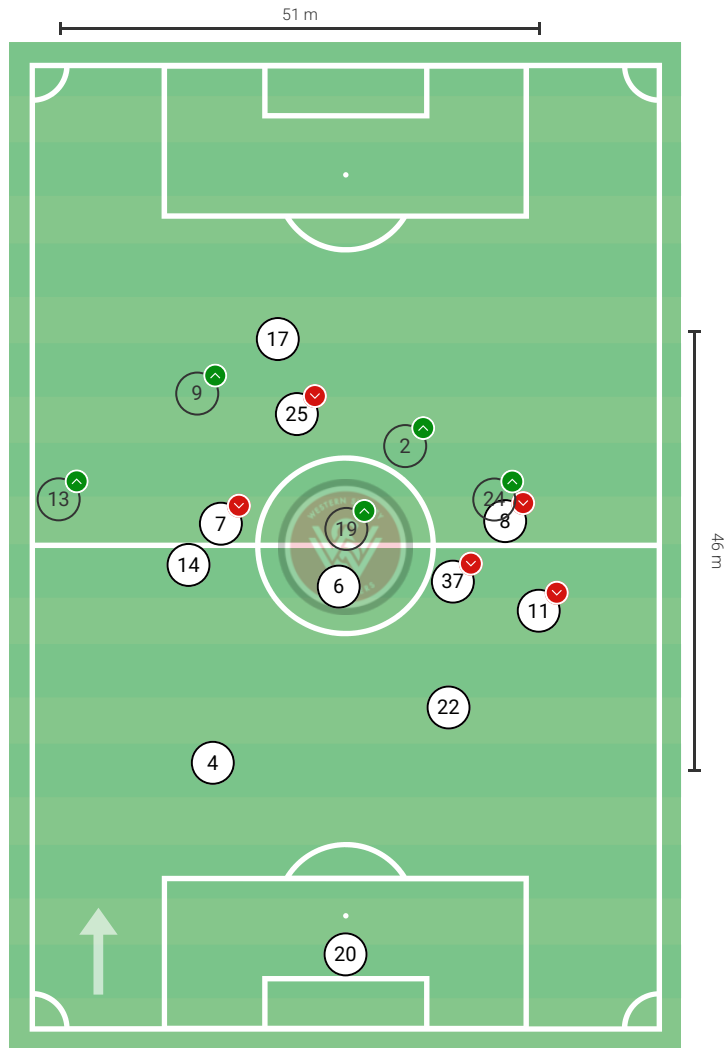
	(30)	P. Woodward
	(24)	L. Pickett
	(41)	J. Young

Coaches

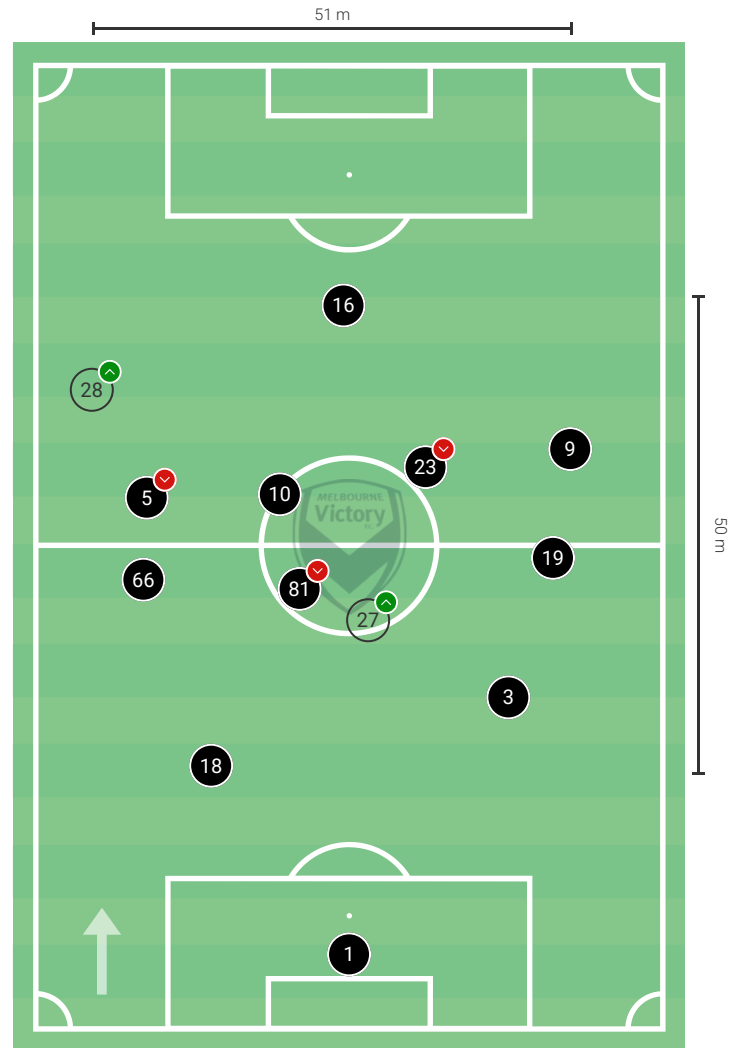
	G. Abrahams
--	-------------

	J. Hopkins
--	------------

Western Sydney Wanderers




Melbourne Victory



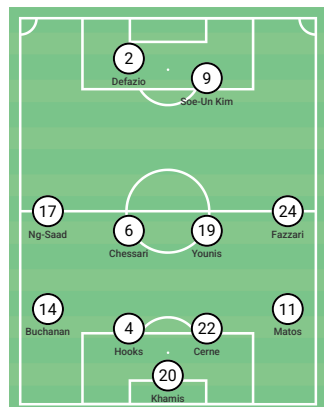
4-4-2 1' – 63'



4-4-2 63' – 73'



4-4-2 74' – 84'



4-4-2 85' – 90+5'



4-3-3 1' – 68'



4-3-3 68' – 84'



4-3-3 84' – 90+2'



4-3-3 92' – 90+5'

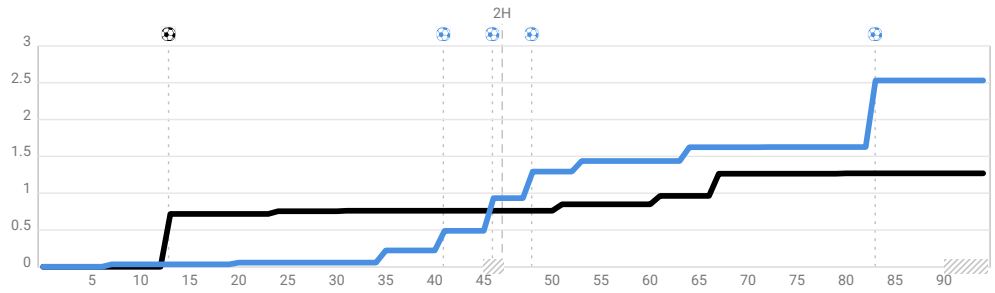




Opportunities (xG)

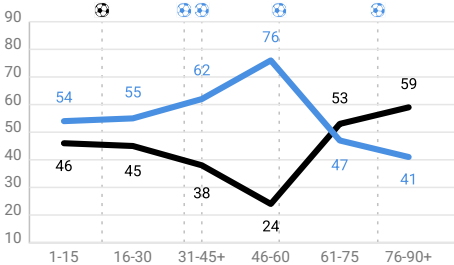
	Total	1st half	2nd half
● Western Sydney Wanderers	1.27	0.76	0.51
D. Matos	0.72	0.72	-
E. Buchanan	0.42	-	0.42
E. Harada	0.09	-	0.09
● Melbourne Victory	2.53	0.93	1.60
K. White	1.42	0.74	0.68
Z. McMeeken	0.59	-	0.59
R. Lowe	0.33	-	0.33

xG dynamics



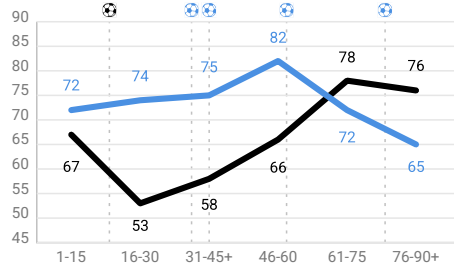
Ball possession, %

	Total	1st half	2nd half
● Western Sydney Wanderers	44%	43%	45%
● Melbourne Victory	56%	57%	55%



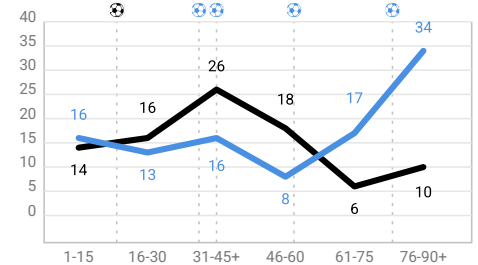
Pass accuracy, %

	Total	1st half	2nd half
● Western Sydney Wanderers	67%	59%	75%
● Melbourne Victory	75%	74%	76%



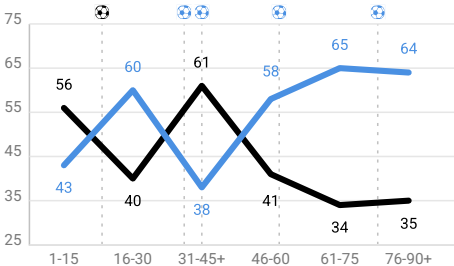
Long pass share, %

	Total	1st half	2nd half
● Western Sydney Wanderers	15%	19%	10%
● Melbourne Victory	15%	15%	16%



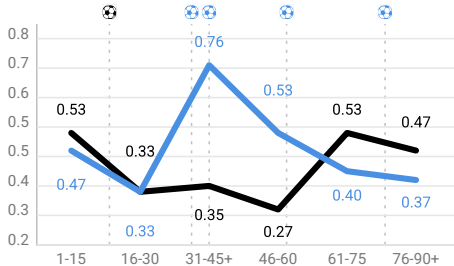
Duels win rate

	Total	1st half	2nd half
● Western Sydney Wanderers	42%	52%	36%
● Melbourne Victory	57%	47%	63%



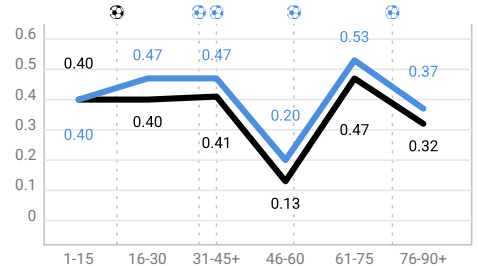
Attacks per minute

	Total	1st half	2nd half
● Western Sydney Wanderers	0.42	0.4	0.43
● Melbourne Victory	0.48	0.53	0.43



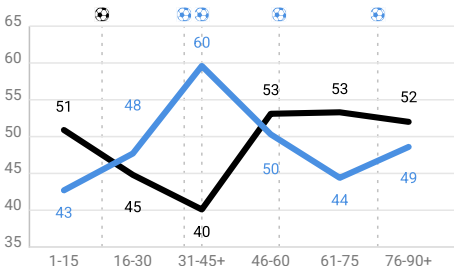
Recoveries per minute

	Total	1st half	2nd half
● Western Sydney Wanderers	0.35	0.4	0.31
● Melbourne Victory	0.41	0.45	0.37



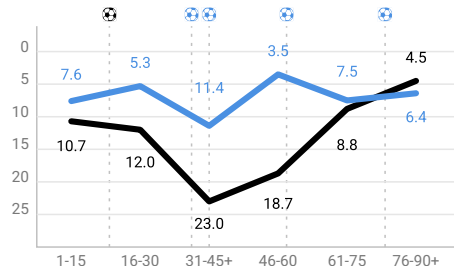
Average formation line, m

	Total	1st half	2nd half
● Western Sydney Wanderers	49.2	45.2	52.7
● Melbourne Victory	49.3	50.4	48.0



Pressing intensity (PPDA)

	Total	1st half	2nd half
● Western Sydney Wanderers	11.0	12.9	9.1
● Melbourne Victory	6.7	7.8	5.6



General

Goals	1	4
xG	1.27	2.53
Shots / on target	7/2	11/5
Shots on post / blocked / wide	0/2/3	1/1/4
From penalty area / on target	4/1 25%	8/4 50%
Outside penalty area / on target	3/1 33%	3/1 33%
Average shot distance (m)	15.6	14.4
Corners	3	3
Free kicks	2	1
Offsides	1	2
Fouls / suffered	7/8	8/7
Yellow / red cards	1/0	0/0

Attacks

Total / with shots	40/7 18%	46/11 24%
Positional attacks / with shots	34/5 15%	40/8 20%
Counterattacks	0	0
Free kicks / with shots	2/1 50%	1/0 0%
Corners / with shots	3/1 33%	3/0 0%

Defence

Sliding tackles	0	0
Interceptions	59	54
Clearances	20	20
Passes allowed per def. action (PPDA)	11.0	6.7

Transitions

Recoveries / low / medium / high	95/46/25/24	95/36/36/23
Opponent half recoveries	33	40
Losses / low / medium / high	149/32/53/64	147/32/45/70

Duels

Total duels / won	113/48 42%	113/65 58%
Offensive duels / won	47/9 19%	38/12 32%
Defensive duels / won	38/26 68%	47/38 81%
Loose ball duels / won	1/1 100%	1/0 0%
Aerial duels / won	27/12 44%	27/15 56%
Challenge intensity	3.8	5.1
Dribbles / successful	19/5 26%	8/3 38%

Possession

Possession %	44	56
Pure possession time	20:28	26:14
Number of possessions	133	132
Possessions reaching opponent half	63 47%	80 61%
Possessions reaching opponent penalty area	12 9%	17 13%
Average possession duration	00:09	00:11
Dead time	49:18	

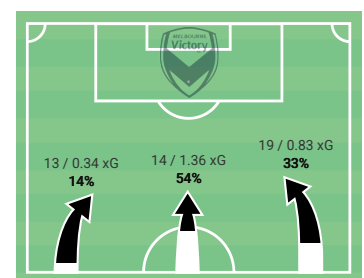
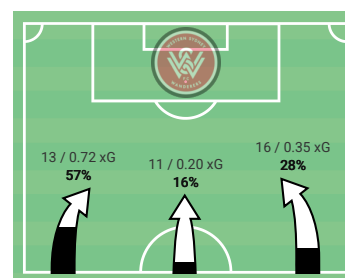
Open play possessions

Total	113	113
Short (0-10 sec)	79	68
Medium (10-20 sec)	24	22
Long (20-45 sec)	9	19
Very long (45+ sec)	1	4

Passes

Total passes / accurate	350/235 67%	452/339 75%
Forward passes / accurate	153/83 54%	168/101 60%
Back passes / accurate	55/49 89%	84/79 94%
Lateral passes / accurate	75/57 76%	127/102 80%
Progressive passes / accurate	75/27 36%	78/39 50%
Long passes / accurate	54/8 15%	72/33 46%
Passes to final third / accurate	30/11 37%	60/29 48%
Average pass to final third length (m)	29.5	30.2
Passes to penalty area / accurate	20/8 40%	24/9 38%
Smart passes / accurate	1/1 100%	2/2 100%
Shot assists	5	3
Through passes / accurate	1/1 100%	3/3 100%
Crosses / accurate	19/5 26%	15/3 20%
Crosses: low / high / blocked	6/8/5	4/10/1
Deep completions	7	5
Match tempo	17.5	17.4
Average pass length (m)	17.9	17.9

Attacks by flanks and danger level





Player	Minutes played	Goals / xG	Assists / xA	Actions / successful	Shots / on target	Passes / accurate	Crosses / accurate	Dribbles / successful	Duels / won	Losses / own half	Recoveries / opponent half	Touches in penalty area	Offsides	Yellow / Red cards
11 D. Matos	86'	1/0.72	-	32/10 31%	1/1 100%	25/7 28%	2/0 0%	-	1/0 0%	20/11	4/2	1	-	-
22 A. Cerne	96'	-	-	41/27 66%	-	34/24 71%	-	1/1 100%	3/2 67%	8/4	7/0	-	-	-
4 P. Hooks	96'	0/0.01	-	54/29 54%	1/0 0%	32/23 72%	-	1/0 0%	9/3 33%	13/11	10/1	-	-	-
14 E. Buchanan	96'	0/0.42	1/0.72	61/37 61%	2/1 50%	37/27 73%	4/2 50%	2/1 50%	16/9 56%	9/5	17/5	2	-	-
37 E. Harada	65'	0/0.09	-	34/17 50%	1/0 0%	25/13 52%	1/0 0%	1/0 0%	6/4 67%	9/2	8/3	1	-	-
6 A. Chessari	96'	-	-	58/37 64%	-	35/30 86%	-	1/0 0%	12/6 50%	11/6	17/5	-	-	-
8 O. Price	65'	-	0/0.09	40/19 48%	-	25/16 64%	1/1 100%	1/0 0%	9/3 33%	11/5	7/5	2	-	-
7 A. Harrison	75'	0/0.04	0/0.42	50/25 50%	1/0 0%	33/21 64%	2/1 50%	4/2 50%	6/3 50%	18/5	5/4	1	1	-
17 A. Ng-Saad	96'	-	-	34/15 44%	-	19/13 68%	1/0 0%	-	9/2 22%	12/3	4/3	2	-	-
25 H. Caspers	65'	-	0/0.04	34/15 44%	-	18/12 67%	5/1 20%	2/0 0%	10/3 30%	14/5	2/1	6	-	-
19 T. Younis	31'	-	-	31/23 74%	-	20/18 90%	-	-	8/5 63%	5/3	3/1	-	-	1/0
24 N. Fazzari	31'	-	-	23/9 39%	-	11/7 64%	2/0 0%	2/0 0%	10/2 20%	7/1	2/1	2	-	-
9 Soe-Un Kim	31'	0/0.01	-	19/9 47%	1/0 0%	10/7 70%	-	3/1 33%	5/1 20%	5/1	1/1	1	-	-
2 J. Defazio	22'	-	-	8/4 50%	-	6/4 67%	-	1/0 0%	2/0 0%	1/0	-	1	-	-
13 A. Khoshaba	11'	-	-	9/3 33%	-	4/2 50%	1/0 0%	-	3/1 33%	2/1	2/1	-	-	-

Duels

Player	Minutes played	Defensive duels / won	Offensive duels / won	Aerial duels / won	Loose ball duels / won	Shots blocked	Interceptions / Clearances	Sliding tackles / won	Fouls / suffered
11 D. Matos	86'	-	-	1/0 0%	-	-	10/3	-	-
22 A. Cerne	96'	1/1 100%	1/1 100%	1/0 0%	-	-	5/1	-	-
4 P. Hooks	96'	4/1 25%	1/0 0%	4/2 50%	-	1	8/6	-	2/0
14 E. Buchanan	96'	7/5 71%	3/1 33%	6/3 50%	-	-	9/4	-	0/2
37 E. Harada	65'	4/4 100%	2/0 0%	-	-	-	4/0	-	-
6 A. Chessari	96'	5/4 80%	7/2 29%	-	-	-	7/0	-	1/2
8 O. Price	65'	4/2 50%	5/1 20%	-	-	-	6/1	-	1/1
7 A. Harrison	75'	1/0 0%	4/2 50%	-	1/1 100%	-	5/1	-	1/1
17 A. Ng-Saad	96'	-	7/0 0%	2/2 100%	-	-	1/0	-	0/1
25 H. Caspers	65'	-	4/0 0%	6/3 50%	-	-	-	-	-
19 T. Younis	31'	6/4 67%	1/0 0%	1/1 100%	-	-	1/0	-	1/0
24 N. Fazzari	31'	1/1 100%	7/1 14%	2/0 0%	-	-	0/1	-	0/1
9 Soe-Un Kim	31'	1/0 0%	4/1 25%	-	-	-	-	-	1/0
2 J. Defazio	22'	-	1/0 0%	1/0 0%	-	-	-	-	-
13 A. Khoshaba	11'	-	-	3/1 33%	-	-	2/3	-	-

Set pieces

Free kicks	Direct free kicks	Corners served	Throw-ins
-	-	-	12
-	-	-	-
-	-	-	-
-	-	-	24
-	-	-	-
-	-	-	-
-	-	-	-
1	-	2	1
-	-	-	-
-	-	-	-
1	-	1	1
-	-	-	-
-	-	-	-
-	-	-	1



Passing

Player	Minutes played	Forward passes / accurate	Back passes / accurate	Lateral passes / accurate	Short + medium passes / accurate	Long passes / accurate	Progressive passes / accurate	Passes to final third / accurate	Through passes / accurate	Deep completions	Key passes	Second / third assists	Shot assists	Average pass length
11 D. Matos	86'	17/4 24%	2/2 100%	2/0 0%	14/7 50%	9/0 0%	12/2 17%	2/0 0%	-	-	-	-	-	21
22 A. Cerne	96'	19/11 58%	3/3 100%	11/9 82%	24/22 92%	10/2 20%	9/5 56%	5/3 60%	-	-	-	-	-	24.5
4 P. Hooks	96'	16/9 56%	3/3 100%	8/8 100%	27/22 81%	5/1 20%	10/3 30%	1/0 0%	-	-	-	-	-	19.9
14 E. Buchanan	96'	16/12 75%	7/6 86%	7/5 71%	25/22 88%	8/3 38%	11/4 36%	5/3 60%	-	-	1	-	1	18.3
37 E. Harada	65'	12/7 58%	2/1 50%	5/3 60%	20/12 60%	4/1 25%	4/0 0%	2/0 0%	-	-	-	-	-	18.7
6 A. Chessari	96'	12/9 75%	8/8 100%	7/6 86%	34/29 85%	1/1 100%	2/0 0%	1/1 100%	1/1 100%	1	-	1/0	-	13.7
8 O. Price	65'	11/6 55%	4/3 75%	4/3 75%	22/15 68%	2/0 0%	6/2 33%	2/1 50%	-	1	1	-	1	11.1
7 A. Harrison	75'	20/9 45%	4/4 100%	4/3 75%	23/20 87%	8/0 0%	6/3 50%	8/2 25%	-	1	2	-	2	18.7
17 A. Ng-Saad	96'	4/4 100%	5/3 60%	3/3 100%	17/13 76%	1/0 0%	5/3 60%	-	-	3	-	-	-	16
25 H. Caspers	65'	2/1 50%	5/5 100%	5/1 20%	13/11 85%	-	1/1 100%	1/0 0%	-	1	2	0/1	1	12.4
19 T. Younis	31'	8/6 75%	4/4 100%	5/5 100%	19/18 95%	1/0 0%	4/3 75%	-	-	-	-	-	-	16.5
24 N. Fazzari	31'	4/2 50%	2/2 100%	3/1 33%	9/7 78%	-	-	1/0 0%	-	-	-	-	-	14.4
9 Soe-Un Kim	31'	2/0 0%	3/2 67%	4/4 100%	10/7 70%	-	1/1 100%	1/0 0%	-	-	-	-	-	14.5
2 J. Defazio	22'	2/1 50%	1/1 100%	1/0 0%	6/4 67%	-	-	1/1 100%	-	-	-	-	-	9.5
13 A. Khoshaba	11'	1/0 0%	1/1 100%	-	3/2 67%	-	-	-	-	-	-	-	-	33.4



Stats

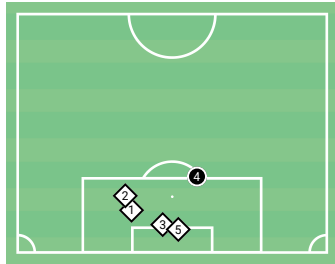
	Match	1st half	2nd half
Passes / accurate	25/17 68%	12/9 75%	13/8 62%
Passes beyond own third / accurate	8/1 13%	3/0 0%	5/1 20%
Back passes to GK	7	2	5
Shots against	5	2	3
Conceded goals	4	2	2

	Match	1st half	2nd half
Saves	1	0	1
Reflex saves	0	0	0
Conceded penalty goals / saved	0/0	0/0	0/0
Aerial duels / won	0	0	0
Exits	3	2	1

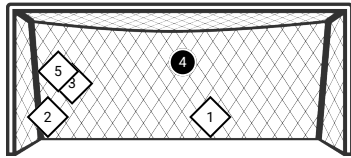
Shots against

◇ Goal ● Save ■ Reflex save

SHOTS ON TARGET



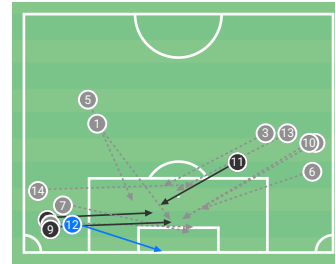
#	Player	Time	xCG
1	16 K. White	41'	0.19
2	16 K. White	46'	0.54
3	16 K. White	48'	0.78
4	23 R. Lowe	64'	0.05
5	19 Z. McMeeken	83'	0.87



Crosses against

— Claimed - - Defender action — Opponent action

CROSSES MAP

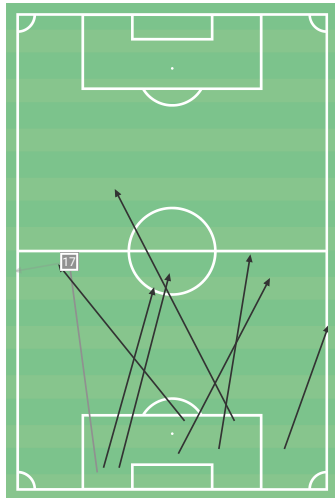


#	Player	Time	Outcome
1	19 Z. McMeeken	15'	Defended
2	9 H. Furphy	19'	Touch
3	10 R. Pollicina	20'	Defended
4	9 H. Furphy	25'	Defended
5	19 Z. McMeeken	29'	Defended
6	66 A. Jancevski	32'	Defended
7	9 H. Furphy	34'	Defended
8	66 A. Jancevski	39'	Defended
9	19 Z. McMeeken	48'	Goal
10	66 A. Jancevski	52'	Defended
11	5 S. Sakalis	53'	Shot
12	9 H. Furphy	57'	Claim
13	5 S. Sakalis	62'	Defended
14	19 Z. McMeeken	90'	Defended

Passes beyond own third

● Successful ■ Field player loss — Unsuccessful - - Hand pass

PASSES MAP

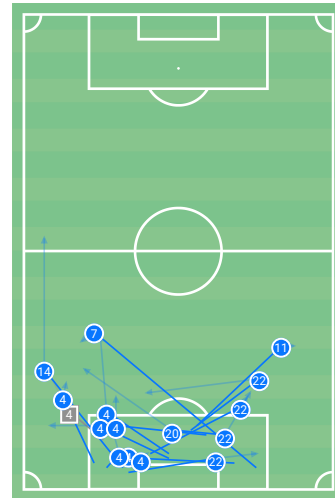


	Successful	Field player loss	Unsuccessful	Hand pass	Σ
17 A. Ng-Saad	0	1	1		1
Unsuccessful			7		7

Passes inside own third

● Successful ■ Field player loss — Unsuccessful - - Hand pass

PASSES MAP



	Successful	Field player loss	Unsuccessful	Hand pass	Σ
4 P. Hooks	7	1	8		16
22 A. Cerne	4	0	4		8
7 A. Harrison	1	0	1		2
11 D. Matos	1	0	1		2
20 S. Khamis	1	0	1		2
14 E. Buchanan	1	0	1		2
Unsuccessful			1		1
















Player	Minutes played	Goals / xG	Assists / xA	Actions / successful		Shots / on target		Passes / accurate		Crosses / accurate		Dribbles / successful		Duels / won		Losses / own half	Recoveries / opponent half	Touches in penalty area	Offsides	Yellow / Red cards
<div>19</div> Z. McMeeken	96'	1/0.59	1/0.36	70/41	59%	1/1	100%	52/33	63%	4/1	25%	-	-	10/5	50%	17/4	12/8	3	-	-
<div>3</div> C. Bunge	96'	-	-	61/40	66%	-	-	44/30	68%	-	-	-	-	10/7	70%	16/8	9/1	1	-	-
<div>18</div> K. Morrison	96'	-	-	73/54	74%	-	-	61/49	80%	-	-	-	-	6/3	50%	10/5	11/1	-	-	-
<div>66</div> A. Jancevski	96'	0/0.00	-	76/45	59%	1/0	0%	57/36	63%	3/0	0%	2/1	50%	10/8	80%	21/7	10/6	-	-	-
<div>81</div> G. Maher	70'	-	-	61/43	70%	-	-	50/38	76%	-	-	-	-	6/4	67%	13/7	12/5	-	-	-
<div>23</div> R. Lowe	93'	0/0.33	1/0	66/44	67%	2/1	50%	42/37	88%	1/0	0%	1/0	0%	12/6	50%	12/6	9/5	6	-	-
<div>10</div> R. Pollicina	96'	-	0/0.17	68/40	59%	-	-	41/31	76%	1/0	0%	1/0	0%	15/8	53%	16/3	9/6	4	-	-
<div>9</div> H. Furphy	96'	0/0.19	-	46/21	46%	2/0	0%	18/13	72%	4/1	25%	-	-	16/8	50%	13/5	6/4	2	-	-
<div>5</div> S. Sakalis	86'	-	0/0.14	36/22	61%	-	-	27/20	74%	2/1	50%	-	-	2/2	100%	9/2	2/0	1	1	-
<div>16</div> K. White	96'	3/1.42	-	46/22	48%	5/3	60%	14/11	79%	-	-	2/2	100%	16/8	50%	16/2	5/4	17	1	-
<div>27</div> R. Curtis	27'	-	-	7/4	57%	-	-	3/2	67%	-	-	-	-	2/2	100%	-	-	-	-	-
<div>28</div> S. Techera	11'	-	-	11/6	55%	-	-	3/2	67%	-	-	-	-	6/4	67%	2/0	1/0	-	-	-
<div>17</div> P. O'Keeffe	3'	-	-	-	-	-	-	-	-	-	-	-	-	-	-	-	-	-	-	-

Duels

Player	Minutes played	Defensive duels / won		Offensive duels / won		Aerial duels / won		Loose ball duels / won		Shots blocked	Interceptions / Clearances		Sliding tackles / won		Fouls / suffered	Set pieces			
<div>19</div> Z. McMeeken	96'	5/3	60%	1/1	100%	3/1	33%	1/0	0%	-	8/3	-	-	-	0/1	Free kicks	Direct free kicks	Corners served	Throw-ins
<div>3</div> C. Bunge	96'	7/6	86%	-	-	3/1	33%	-	-	-	8/2	-	-	-	-	-	-	-	-
<div>18</div> K. Morrison	96'	1/1	100%	3/0	0%	2/2	100%	-	-	-	5/6	-	-	-	-	-	-	-	-
<div>66</div> A. Jancevski	96'	8/7	88%	2/1	50%	-	-	-	-	-	6/3	-	-	-	1/0	1	-	1	18
<div>81</div> G. Maher	70'	3/3	100%	2/1	50%	1/0	0%	-	-	1	4/1	-	-	-	0/1	-	-	-	-
<div>23</div> R. Lowe	93'	3/3	100%	7/2	29%	2/1	50%	-	-	-	4/1	-	-	-	1/1	-	-	-	-
<div>10</div> R. Pollicina	96'	7/5	71%	7/2	29%	1/1	100%	-	-	1	4/0	-	-	-	2/2	-	-	2	1
<div>9</div> H. Furphy	96'	4/3	75%	5/1	20%	7/4	57%	-	-	-	5/2	-	-	-	3/1	-	-	-	-
<div>5</div> S. Sakalis	86'	1/1	100%	-	-	1/1	100%	-	-	-	4/1	-	-	-	-	-	-	-	-
<div>16</div> K. White	96'	3/1	33%	8/4	50%	5/3	60%	-	-	-	4/0	-	-	-	1/1	-	-	-	-
<div>27</div> R. Curtis	27'	2/2	100%	-	-	-	-	-	-	-	2/0	-	-	-	-	-	-	-	-
<div>28</div> S. Techera	11'	3/3	100%	1/0	0%	2/1	50%	-	-	-	0/1	-	-	-	-	-	-	-	-
<div>17</div> P. O'Keeffe	3'	-	-	-	-	-	-	-	-	-	-	-	-	-	-	-	-	-	-



Passing

Player	Minutes played	Forward passes / accurate	Back passes / accurate	Lateral passes / accurate	Short + medium passes / accurate	Long passes / accurate	Progressive passes / accurate	Passes to final third / accurate	Through passes / accurate	Deep completions	Key passes	Second / third assists	Shot assists	Average pass length
 Z. McMeeken	96'	21/9 43%	10/8 80%	12/8 67%	39/29 74%	9/3 33%	14/6 43%	7/3 43%	-	-	1	-	1	15.6
 C. Bunge	96'	26/16 62%	3/3 100%	10/8 80%	28/22 79%	16/8 50%	11/7 64%	12/7 58%	-	-	-	1/0	-	23.1
 K. Morrison	96'	35/26 74%	4/4 100%	18/17 94%	49/42 86%	12/7 58%	11/5 45%	6/4 67%	-	-	-	-	-	20.9
 A. Jancevski	96'	29/14 48%	7/7 100%	11/7 64%	46/34 74%	8/2 25%	11/6 55%	12/4 33%	-	-	-	-	-	16.3
 G. Maher	70'	14/6 43%	4/4 100%	15/13 87%	44/37 84%	6/1 17%	10/3 30%	8/3 38%	-	-	-	1/0	-	15.8
 R. Lowe	93'	9/6 67%	16/16 100%	13/12 92%	41/37 90%	-	2/2 100%	5/4 80%	1/1 100%	-	2	-	-	14.9
 R. Pollicina	96'	8/5 63%	12/10 83%	11/8 73%	32/27 84%	8/4 50%	7/3 43%	3/1 33%	1/1 100%	2	1	-	1	18.3
 H. Furphy	96'	3/2 67%	9/9 100%	5/2 40%	14/12 86%	-	3/1 33%	-	-	-	-	0/1	-	13.4
 S. Sakalis	86'	5/4 80%	9/9 100%	6/3 50%	23/18 78%	2/1 50%	5/4 80%	2/0 0%	-	3	1	-	1	12.4
 K. White	96'	4/2 50%	7/6 86%	-	11/9 82%	3/2 67%	-	1/0 0%	-	-	-	-	-	10.6
 R. Curtis	27'	-	2/2 100%	1/0 0%	3/2 67%	-	-	1/0 0%	-	-	-	-	-	18.7
 S. Techera	11'	1/1 100%	1/1 100%	1/0 0%	3/2 67%	-	-	1/1 100%	-	-	-	-	-	15.5
 P. O'Keeffe	3'	-	-	-	-	-	-	-	-	-	-	-	-	-



Stats

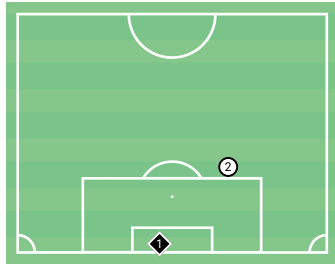
	Match	1st half	2nd half
Passes / accurate	47/44 94%	24/22 92%	23/22 96%
Passes beyond own third / accurate	11/8 73%	5/3 60%	6/5 83%
Back passes to GK	29	16	13
Shots against	2	1	1
Conceded goals	1	1	0

	Match	1st half	2nd half
Saves	1	0	1
Reflex saves	0	0	0
Conceded penalty goals / saved	0/0	0/0	0/0
Aerial duels / won	0	0	0
Exits	4	4	0

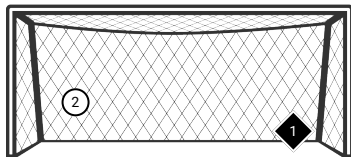
Shots against

◆ Goal ○ Save □ Reflex save

SHOTS ON TARGET



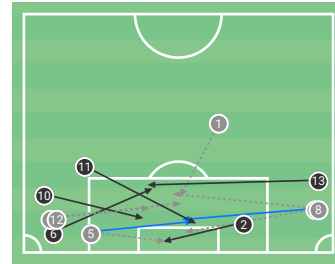
#	Player	Time	xCG
1	11 D. Matos	13'	0.95
2	14 E. Buchanan	61'	0.12



Crosses against

— Claimed - - Defender action — Opponent action

CROSSES MAP

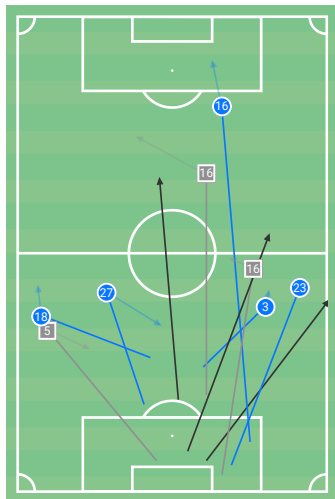


#	Player	Time	Outcome
1	7 A. Harrison	13'	Defended
2	14 E. Buchanan	13'	Goal
3	25 H. Caspers	18'	Defended
4	25 H. Caspers	24'	Claim
5	25 H. Caspers	24'	Defended
6	25 H. Caspers	24'	Shot
7	14 E. Buchanan	33'	Claim
8	14 E. Buchanan	33'	Defended
9	25 H. Caspers	60'	Defended
10	8 O. Price	61'	Touch
11	7 A. Harrison	67'	Duel
12	11 D. Matos	74'	Defended
13	14 E. Buchanan	81'	Touch

Passes beyond own third

● Successful ■ Field player loss — Unsuccessful - - Hand pass

PASSES MAP

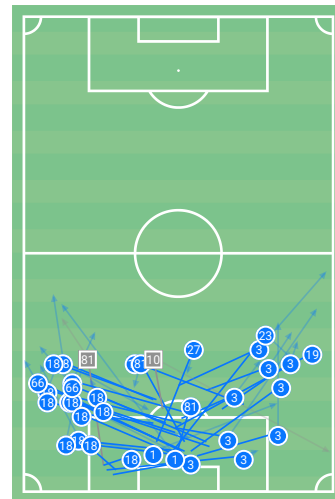


	Successful	Field player loss	Σ
16 K. White	1	2	3
27 R. Curtis	1	0	1
23 R. Lowe	1	0	1
5 S. Sakalis	0	1	1
3 C. Bunge	1	0	1
18 K. Morrison	1	0	1
Unsuccessful		3	

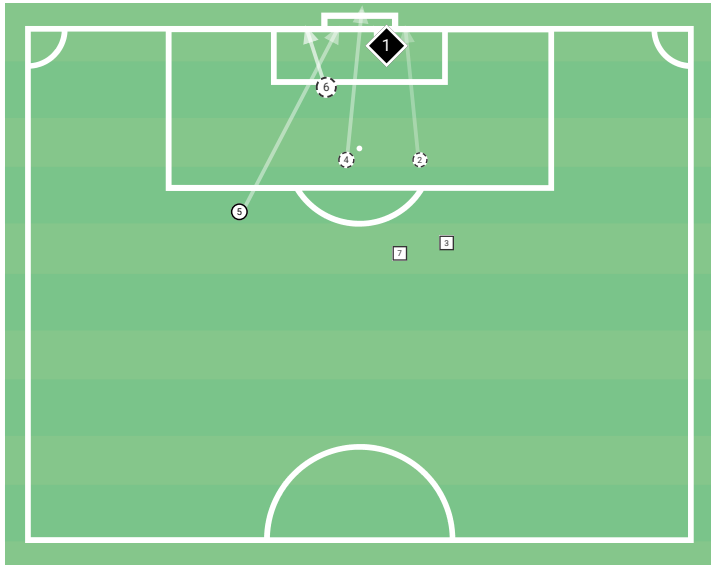
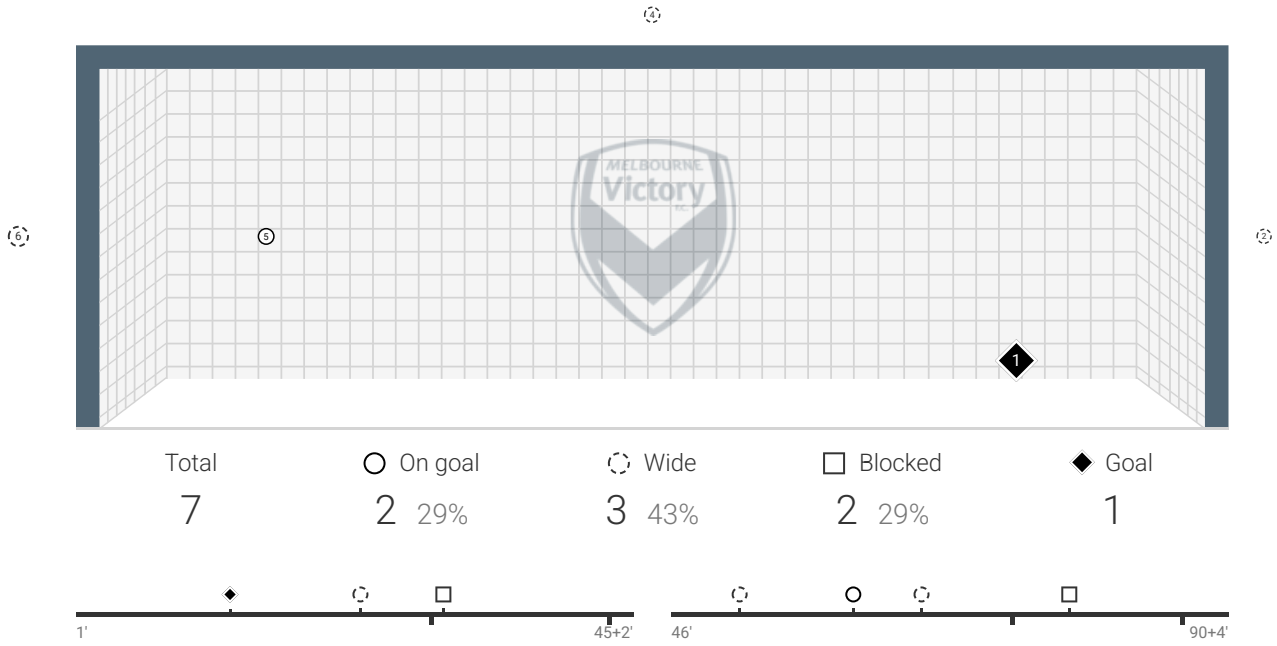
Passes inside own third

● Successful ■ Field player loss — Unsuccessful - - Hand pass

PASSES MAP

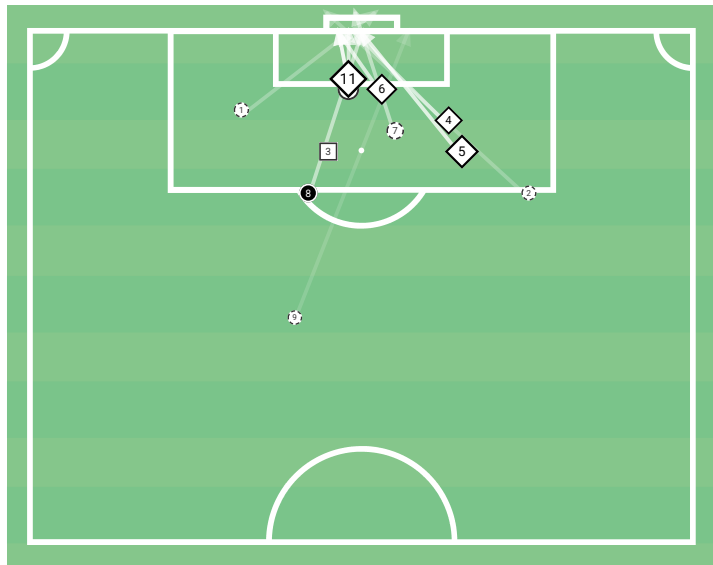
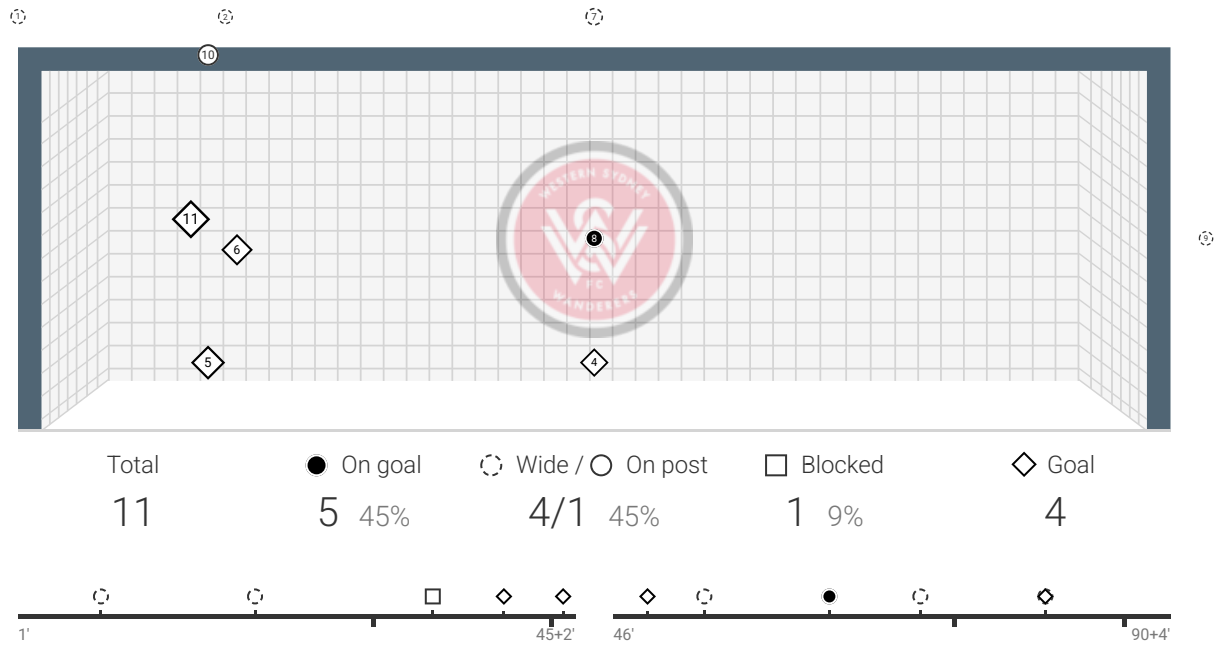


	Successful	Field player loss	Σ
18 K. Morrison	15	0	15
3 C. Bunge	9	0	9
66 A. Jancevski	3	0	3
61 G. Maher	2	1	3
1 C. Newbon	2	0	2
27 R. Curtis	1	0	1
10 R. Pollicina	0	1	1
23 R. Lowe	1	0	1
19 Z. McMeeken	1	0	1



#	Player	Time	Shot type	xG*	PsxG*
1	11 D. Matos	13'	Right foot	0.72	0.95
2	7 A. Harrison	24'	Right foot	0.04	-
3	4 P. Hooks	31'	Right foot	<0.01	-
4	37 E. Harada	51'	Right foot	0.09	-
5	14 E. Buchanan	61'	Right foot	0.11	0.12
6	14 E. Buchanan	67'	Head	0.30	-
7	9 Soe-Un Kim	80'	Right foot	<0.01	-
Total xG:				1.27	1.07

* dataglossary.wyscout.com/xg

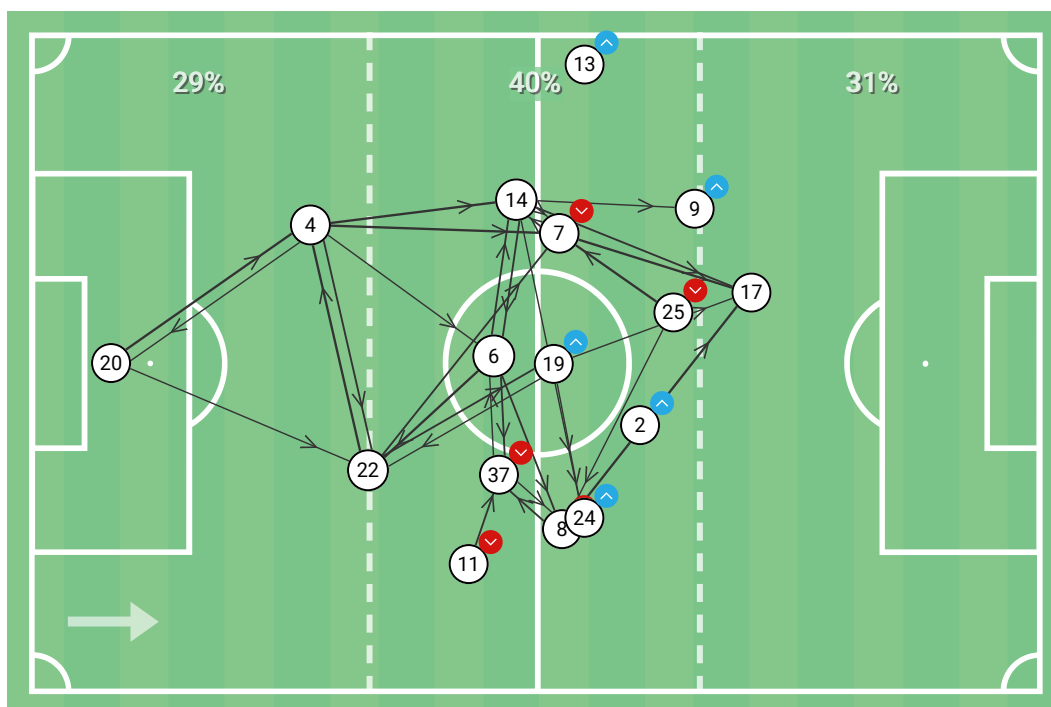


#	Player	Time	Shot type	xG*	PsxG*
1	16 K. White	7'	Left foot	0.03	-
2	9 H. Furphy	20'	Left foot	0.02	-
3	9 H. Furphy	35'	Right foot	0.17	-
4	16 K. White	41'	Left foot	0.27	0.19
5	16 K. White	45+1'	Right foot	0.44	0.54
6	16 K. White	48'	Right foot	0.36	0.78
7	23 R. Lowe	53'	Left foot	0.14	-
8	23 R. Lowe	64'	Left foot	0.19	0.05
9	66 A. Jancevski	72'	Left foot	<0.01	-
10	16 K. White	83'	Head	0.32	-
11	19 Z. McMeeken	83'	Head	0.59	0.87
Total xG:				2.53	2.43

* dataglossary.wyscout.com/xg

Shows only combinations with more than 3 passes in one direction.

Dot size corresponds to the number of touches.

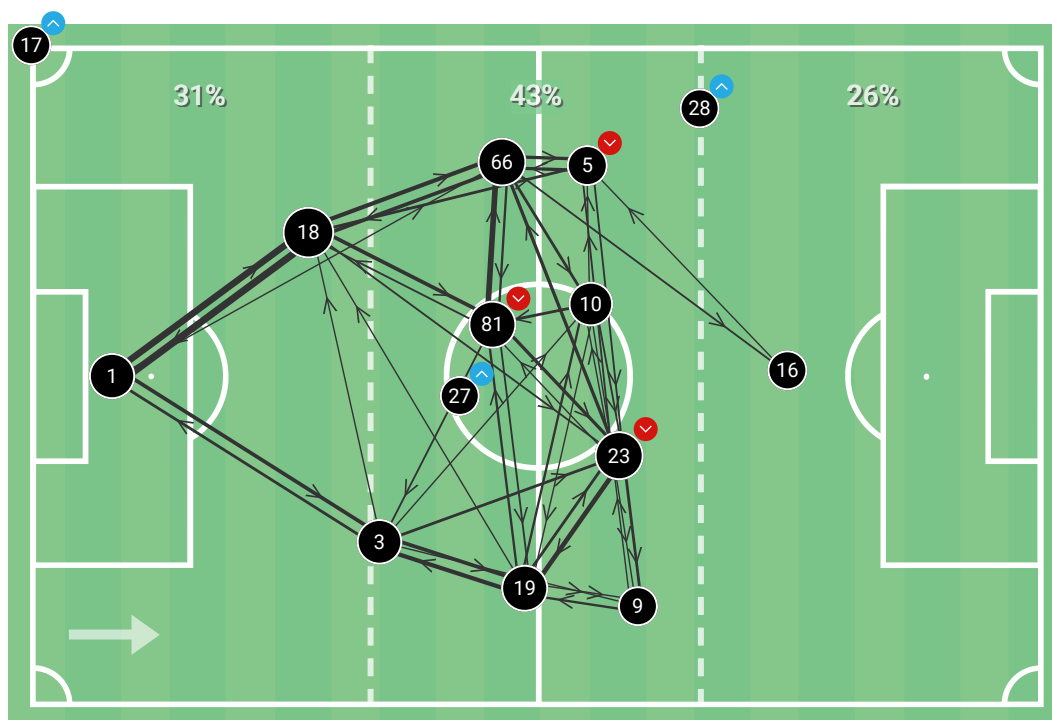


Color intensity indicates the most frequent pass combinations.

	20	14	4	22	11	6	7	8	17	25	37	19	24	9	2	13	
20 S. Khamis		1	5	3	1												10
14 E. Buchanan			2	2	1	4	3	1	4	2	1	1	3	3			27
4 P. Hooks	3	5		4		3	5			1		1				1	23
22 A. Cerne	2	1	5		1	1	3	2		1	1	4	2	1			24
11 D. Matos (86')						1		1			4		1				7
6 A. Chessari		4	2	5	1		2	4	1	2	4	2		2			29
7 A. Harrison (75')		4	1	1		2		2	5	1	2			1			19
8 O. Price (65')					1	2	2		5	1	4						15
17 A. Ng-Saad		1		1	1		1	1		2	1	1	1	1			11
25 H. Caspers (65')					1	1	5	3									10
37 E. Harada (65')			2		2	3	1	3		2							13
19 T. Younis (31')	1	2	1	3	2	2			3				3		1		18
24 N. Fazzari (31')				1	1						1		1	1			5
9 Soe-Un Kim (31')		1		1		1			2					1	1		7
2 J. Defazio (22')		1									1	1	1				4
13 A. Khoshaba (11')			1								1						2
	6	20	19	21	12	20	22	17	20	12	17	12	11	10	3	2	


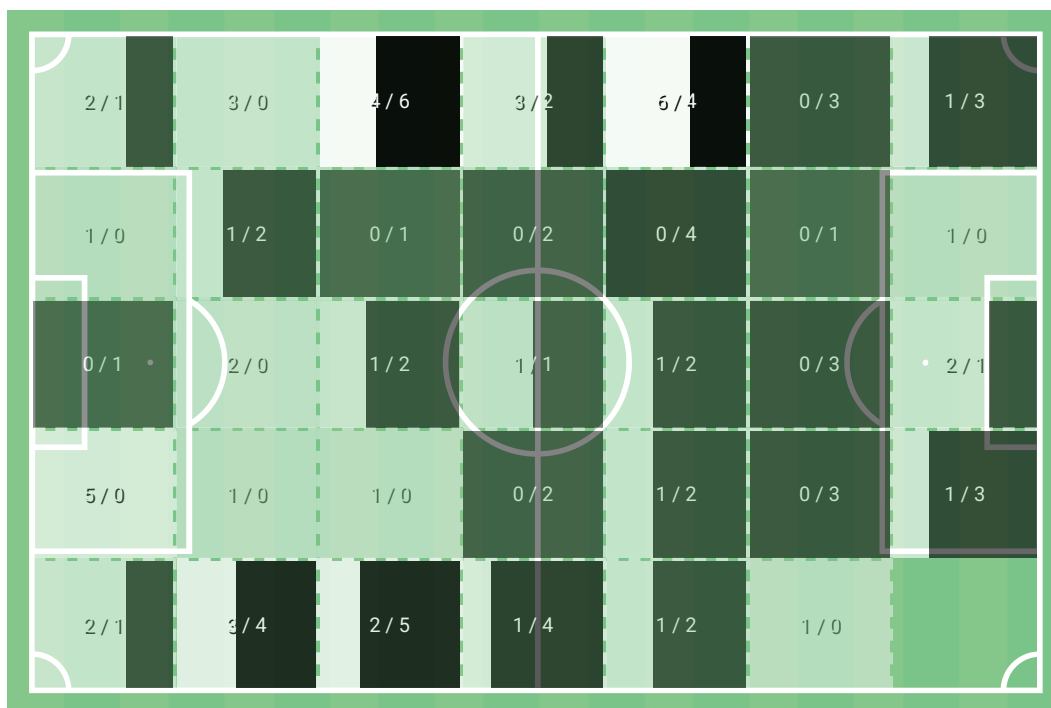
Shows only combinations with more than 3 passes in one direction.

Dot size corresponds to the number of touches.



Color intensity indicates the most frequent pass combinations.


	1	66	18	3	19	10	23	5	9	16	81	27	28	17	
1 C. Newbon		3	14	8	1	1	1	1		2	2	2			35
66 A. Jancevski	2		8		1	6	1	7		3	5				33
18 K. Morrison	15	9		2	1	2	4	6	1		8		1		49
3 C. Bunge	6		3		8	3	6		3	1					30
19 Z. McMeeken			3	9		5	6		3	1	5				32
10 R. Pollicina	1	1	2	2	3		4	3	3	2	6	1			28
23 R. Lowe (93')	2	7		2	10	3		3	6	1	3				37
5 S. Sakalis (86')		7	2			2	4			1	1				17
9 H. Furphy			1	2	5	1	3			1					13
16 K. White		1				1	1	3	2		2		1		11
81 G. Maher (70')		12	4	4	4	2	7	2		2					37
27 R. Curtis (27')	1		1												2
28 S. Techera (11')						1				1					2
17 P. O'Keeffe (3')															0
	27	40	38	29	33	27	37	25	18	15	32	3	2	0	



● MELBOURNE VICTORY

○ WESTERN SYDNEY WANDERERS

- 14 E. Buchanan
- 4 P. Hooks
- 22 A. Cerne
- 11 D. Matos (86')
- 6 A. Chessari
- 7 A. Harrison (75')
- 8 O. Price (65')
- 17 A. Ng-Saad
- 25 H. Caspers (65')
- 37 E. Harada (65')
- 19 T. Younis (31')
- 24 N. Fazzari (31')
- 9 Soe-Un Kim (31')
- 2 J. Defazio (22')
- 13 A. Khoshaba (11')

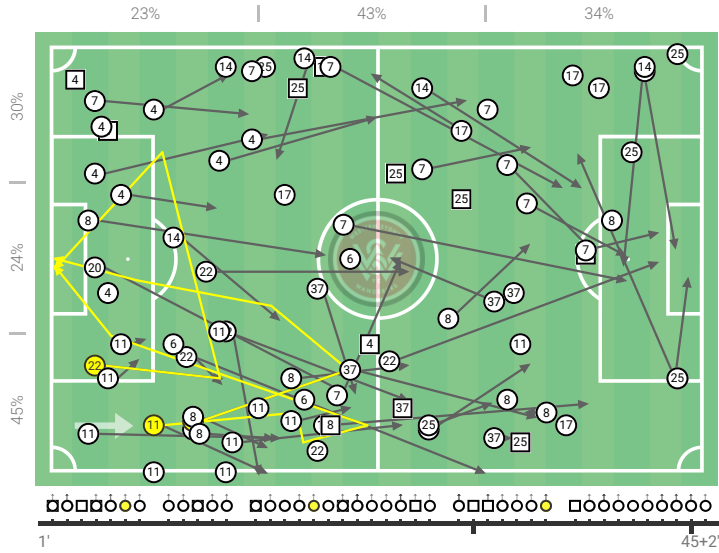


Western Sydney Wanderers

Player		Last 5 matches
11 D. Matos	20	-
7 A. Harrison	18	-
25 H. Caspers	14	-
4 P. Hooks	13	-
Total	149	133.9

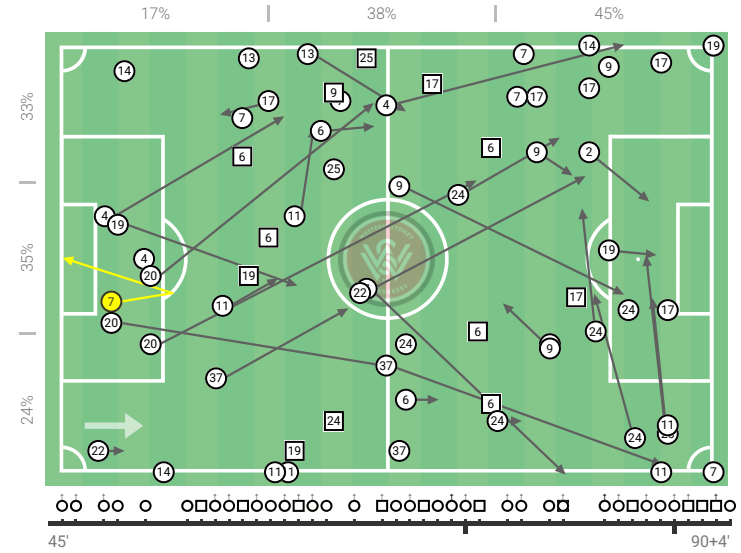
○ → Pass □ Ground duel ○ Other ● Loss leading to opponent shot

1ST HALF



Losses type	
Forward pass	59
Ground duel	23
Lateral or back pass	18
Other	49

2ND HALF

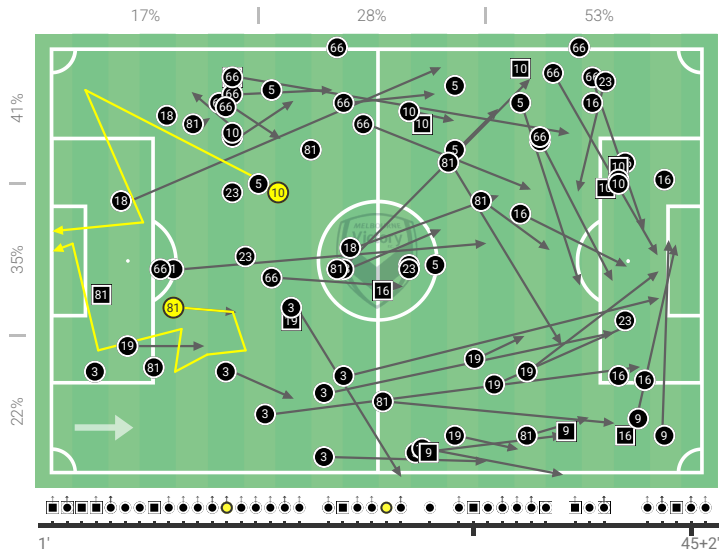


Melbourne Victory

Player		Last 5 matches
66 A. Jancevski	21	-
19 Z. McMeeken	17	-
3 C. Bunge	16	-
16 K. White	16	-
Total	147	120.2

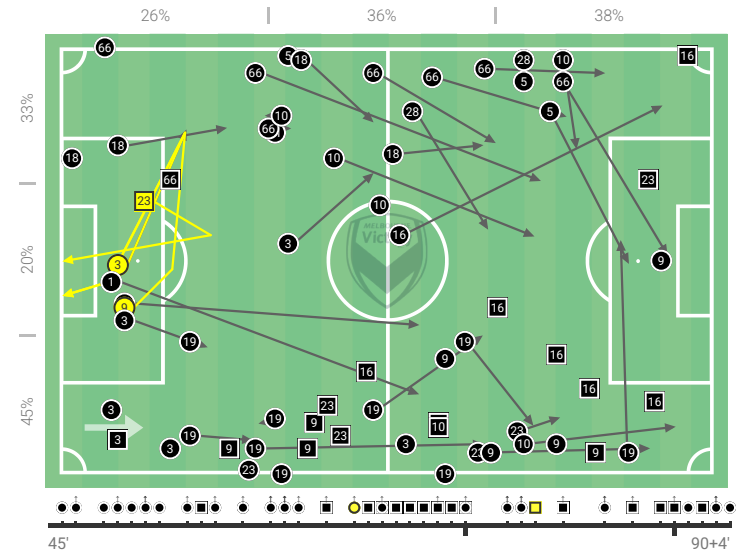
● → Pass ■ Ground duel ● Other ● Loss leading to opponent shot

1ST HALF



Losses type	
Forward pass	52
Ground duel	30
Lateral or back pass	19
Other	46

2ND HALF

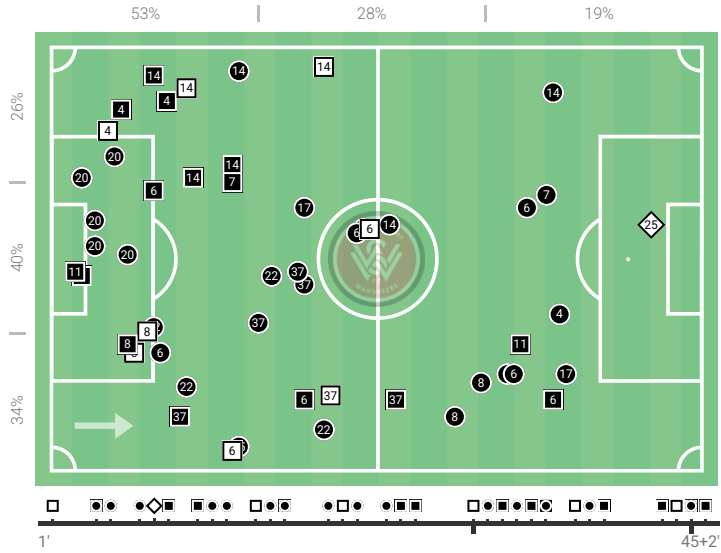


Western Sydney Wanderers

Player		Last 5 matches
14 E. Buchanan	17	-
6 A. Chessari	17	-
4 P. Hooks	10	-
37 E. Harada	8	-
Total	95	89.5

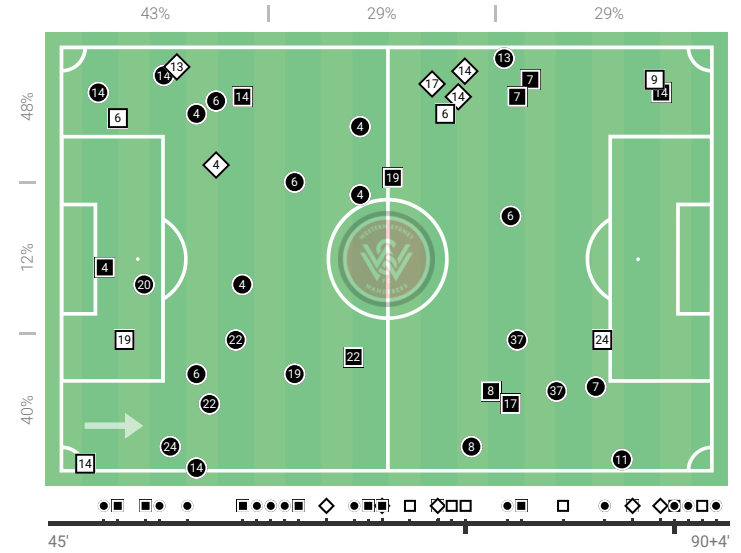
● Positioning ■ Interception □ Ground duel ◇ Aerial duel

1ST HALF



Recoveries type	
Positioning	50
Interception	24
Ground duel	15
Aerial duel	6

2ND HALF

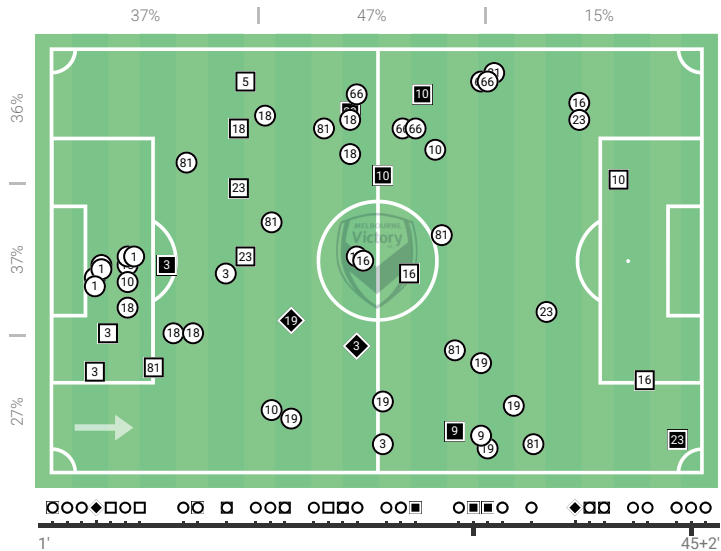


Melbourne Victory

Player		Last 5 matches
81 G. Maher	12	-
19 Z. McMeeken	12	-
18 K. Morrison	11	-
66 A. Jancevski	10	-
Total	95	85.2

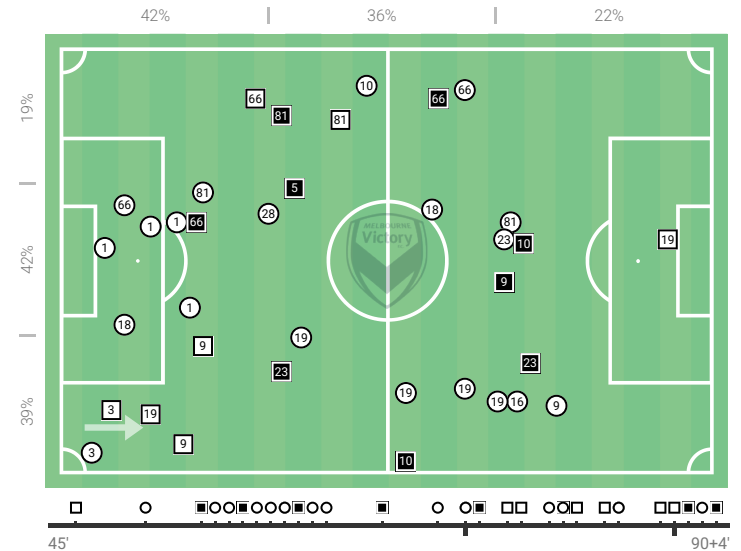
○ Positioning □ Interception ■ Ground duel ◆ Aerial duel

1ST HALF



Recoveries type	
Positioning	61
Interception	17
Ground duel	15
Aerial duel	2

2ND HALF



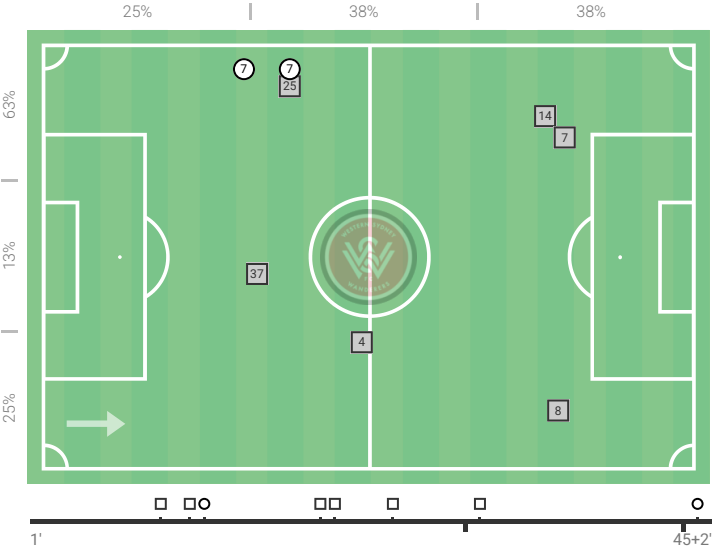


Western Sydney Wanderers

Player			Last 5 matches	
7	A. Harrison	4/2 50%	-	-
9	Soe-Un Kim	3/1 33%	-	-
25	H. Caspers	2/0 0%	-	-
14	E. Buchanan	2/1 50%	-	-
Total		19/5 26%	15.8	41%

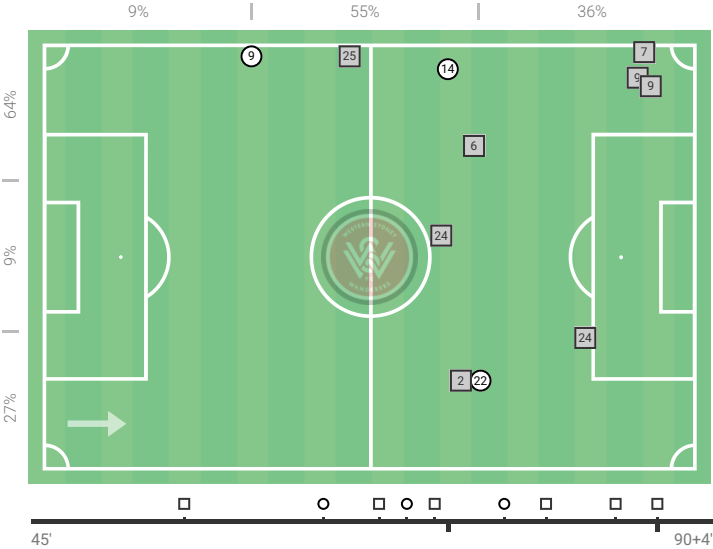
○ Successful □ Unsuccessful

1ST HALF



Player		C. Bunge	Z. McMeeken	R. Pollicina	H. Furphy
7	A. Harrison	-	3/2 67%	-	1/1 100%
9	Soe-Un Kim	3/2 67%	-	-	-
25	H. Caspers	-	-	1/1 100%	1/0
14	E. Buchanan	-	1/1 100%	-	1/1 100%
Total		4/3	4/3	3/2	3/2

2ND HALF

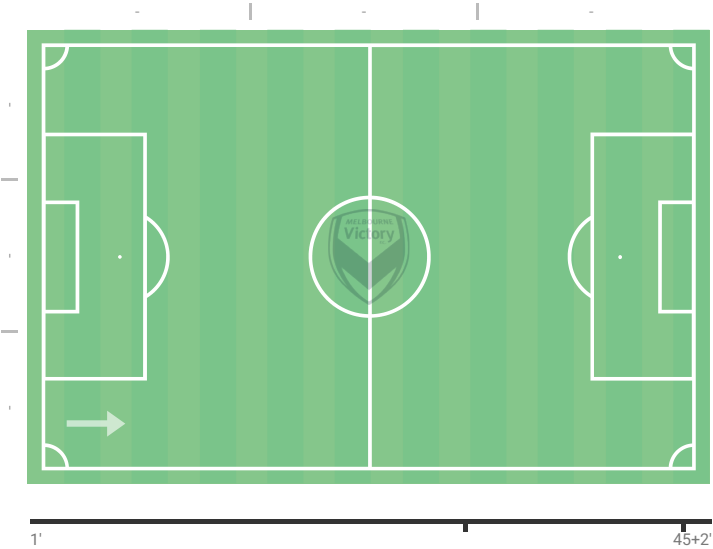


Melbourne Victory

Player			Last 5 matches	
66	A. Jancevski	2/1 50%	-	-
16	K. White	2/2 100%	-	-
10	R. Pollicina	1/0 0%	-	-
23	R. Lowe	1/0 0%	-	-
Total		6/3 50%	14.3	52%

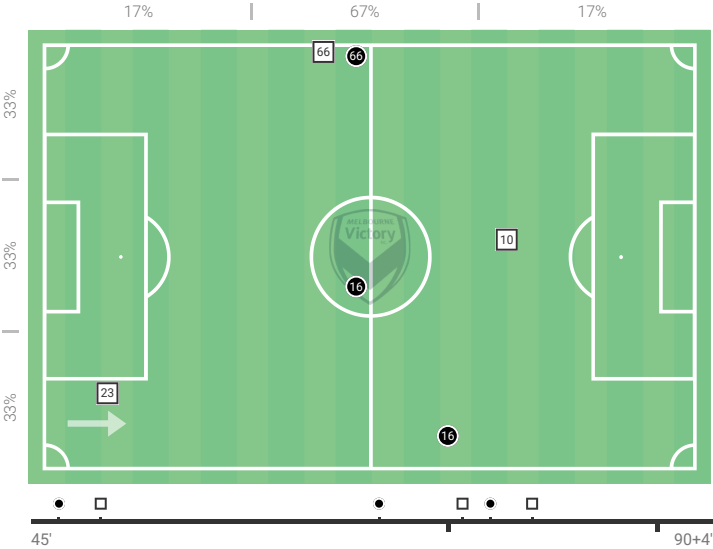
● Successful □ Unsuccessful

1ST HALF



Player		T. Younis	O. Price	P. Hooks
66	A. Jancevski	-	2/2 100%	-
16	K. White	1/1 100%	-	1/0
10	R. Pollicina	1/1 100%	-	-
23	R. Lowe	1/1 100%	-	-
Total		3/3	2/2	1/0

2ND HALF

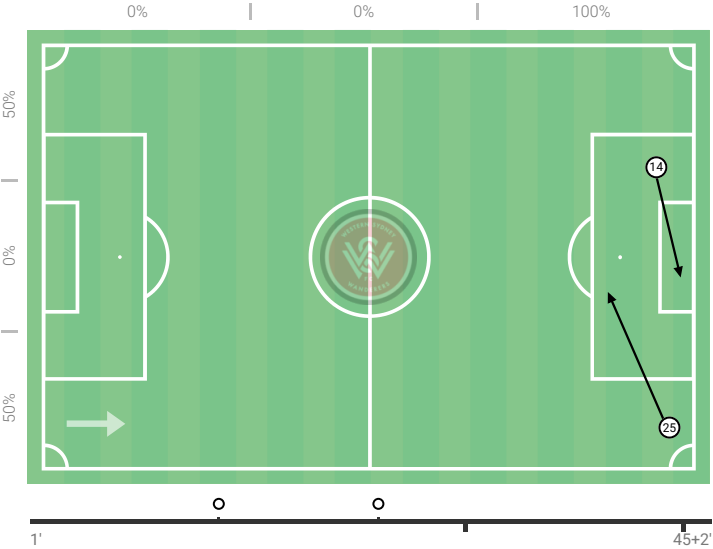




Western Sydney Wanderers

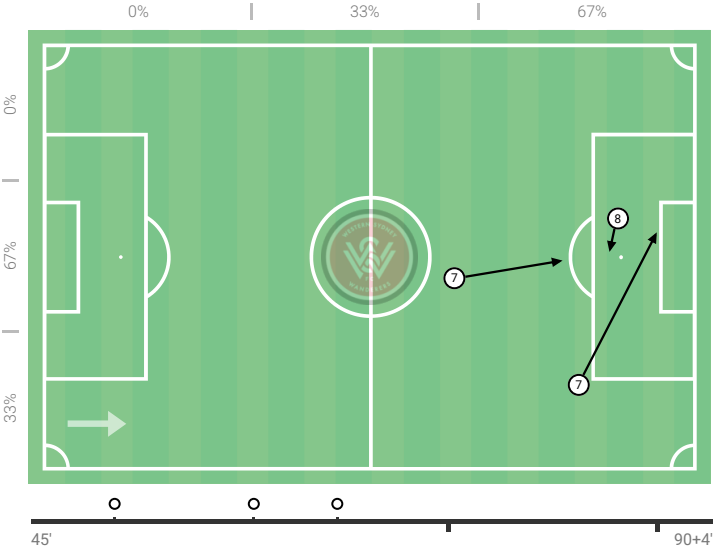
Player		Last 5 matches
7 A. Harrison	2	-
14 E. Buchanan	1	-
25 H. Caspers	1	-
8 O. Price	1	-
Total	5	6.9

1ST HALF



Player	A. Harrison	D. Matos	E. Harada	E. Buchanan
7 A. Harrison	1/1 100%	-	-	1/1 100%
14 E. Buchanan	-	1/1 100%	-	-
25 H. Caspers	1/1 100%	-	-	-
8 O. Price	-	-	1/1 100%	-
Total	2/2	1/1	1/1	1/1

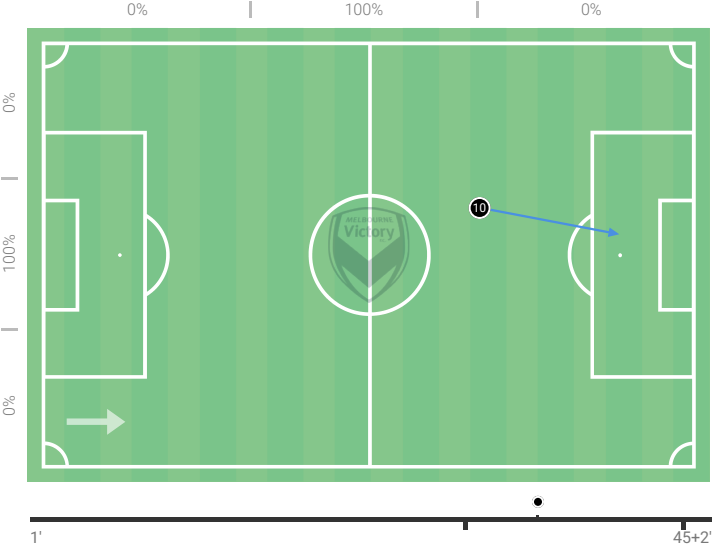
2ND HALF



Melbourne Victory

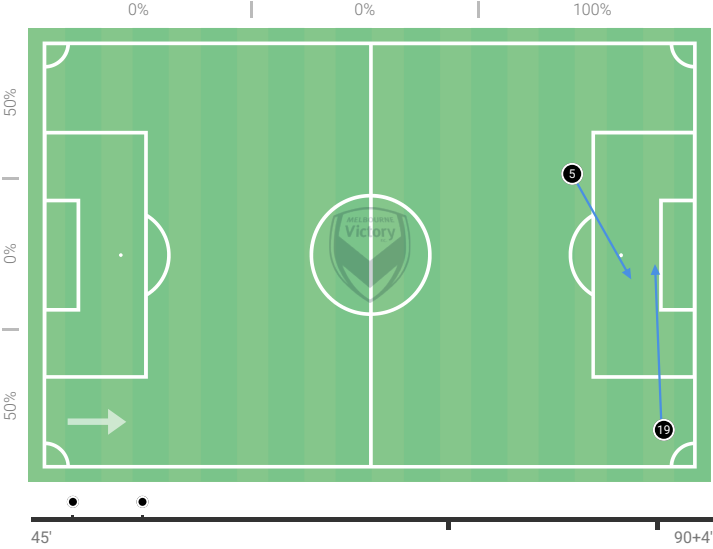
Player		Last 5 matches
10 R. Pollicina	1	-
19 Z. McMeeken	1	-
5 S. Sakalis	1	-
Total	3	5.2

1ST HALF



Player	R. Lowe	K. White	H. Furphy
10 R. Pollicina	-	-	1/1 100%
19 Z. McMeeken	-	1/1 100%	-
5 S. Sakalis	1/1 100%	-	-
Total	1/1	1/1	1/1

2ND HALF

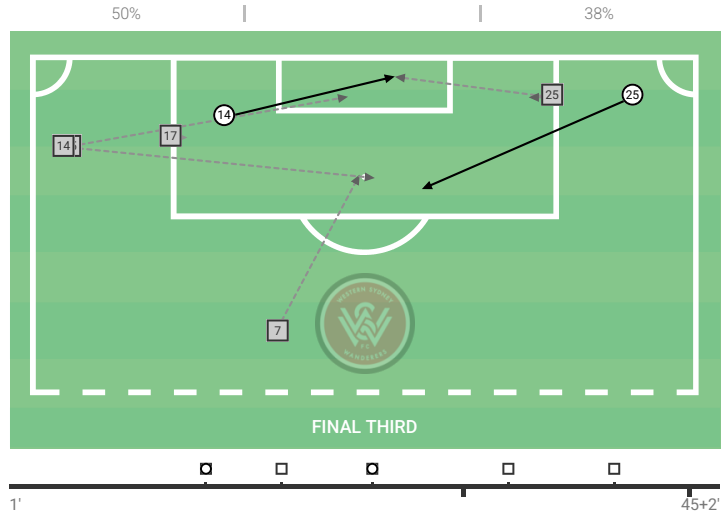


Western Sydney Wanderers

Player			Last 5 matches	
25 H. Caspers	5/1	20%	-	-
14 E. Buchanan	4/2	50%	-	-
7 A. Harrison	2/1	50%	-	-
11 D. Matos	2/0	0%	-	-
Total	19/5	26%	17.1	32%

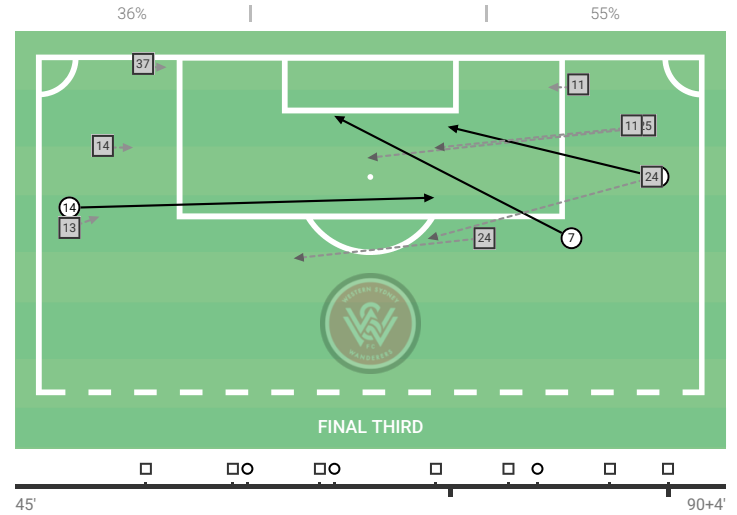
○ Successful □ Unsuccessful

1ST HALF



Player	A. Harrison	D. Matos	E. Buchanan	A. Ng-Saad
25 H. Caspers	1/1 100%	-	-	-
14 E. Buchanan	-	1/1 100%	-	-
7 A. Harrison	-	-	1/1 100%	-
11 D. Matos	-	-	-	-
Total	1/1	1/1	1/1	1/1

2ND HALF

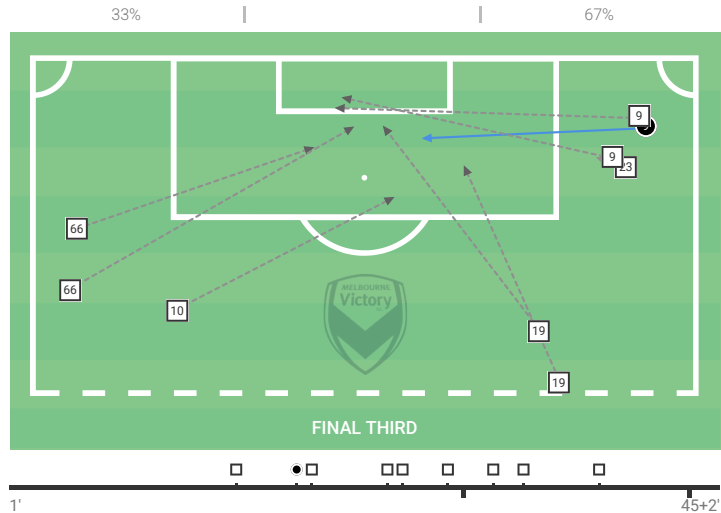


Melbourne Victory

Player			Last 5 matches	
19 Z. McMeeken	4/1	25%	-	-
9 H. Furphy	4/1	25%	-	-
66 A. Jancevski	3/0	0%	-	-
5 S. Sakalis	2/1	50%	-	-
Total	15/3	20%	11.9	32%

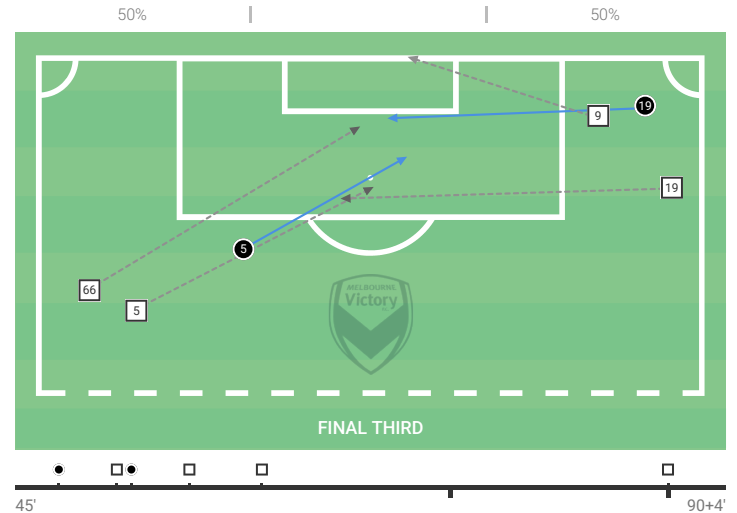
● Successful □ Unsuccessful

1ST HALF



Player	R. Lowe	K. White
19 Z. McMeeken	-	1/1 100%
9 H. Furphy	1/1 100%	-
66 A. Jancevski	-	-
5 S. Sakalis	1/1 100%	-
Total	2/2	1/1

2ND HALF

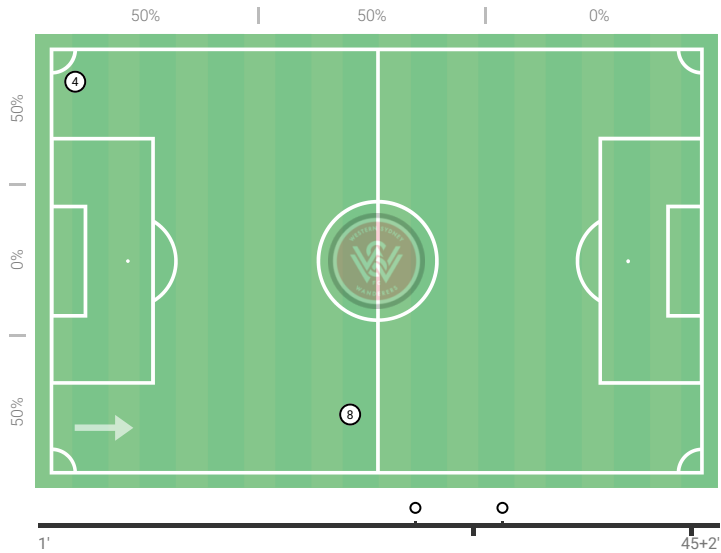


Western Sydney Wanderers

Player		Last 5 matches
④ P. Hooks	2	-
⑧ O. Price	1	-
⑦ A. Harrison	1	-
⑥ A. Chessari	1	-
Total	7	6.5

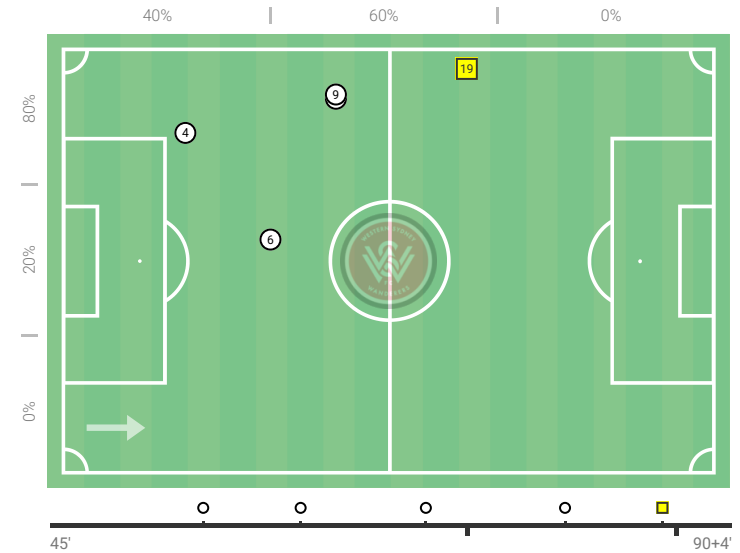
○ Regular foul ■ Yellow card

1ST HALF



Player	R. Pollicina	K. White	H. Furphy	Z. McMeeken
④ P. Hooks	-	1/0	-	-
⑧ O. Price	-	-	-	-
⑦ A. Harrison	-	-	-	1/0
⑥ A. Chessari	-	-	1/0	-
Total	2/0	1/0	1/0	1/0

2ND HALF

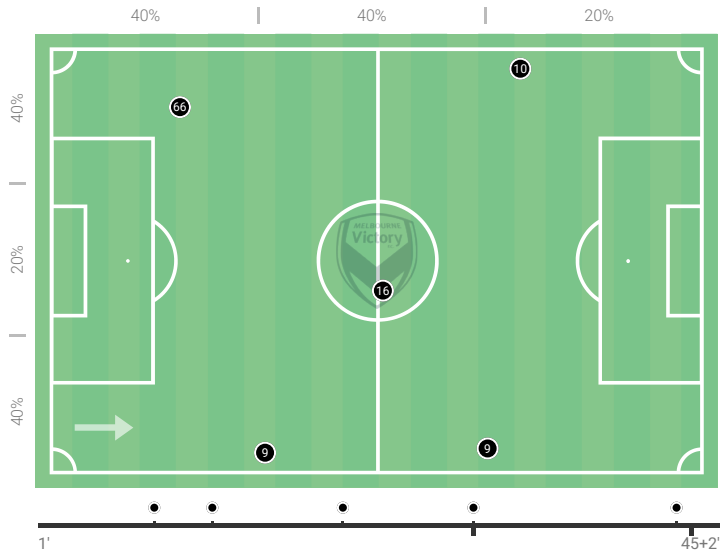


Melbourne Victory

Player		Last 5 matches
⑨ H. Furphy	3	-
⑩ R. Pollicina	2	-
⑥⑥ A. Jancevski	1	-
⑩ K. White	1	-
Total	8	11.6

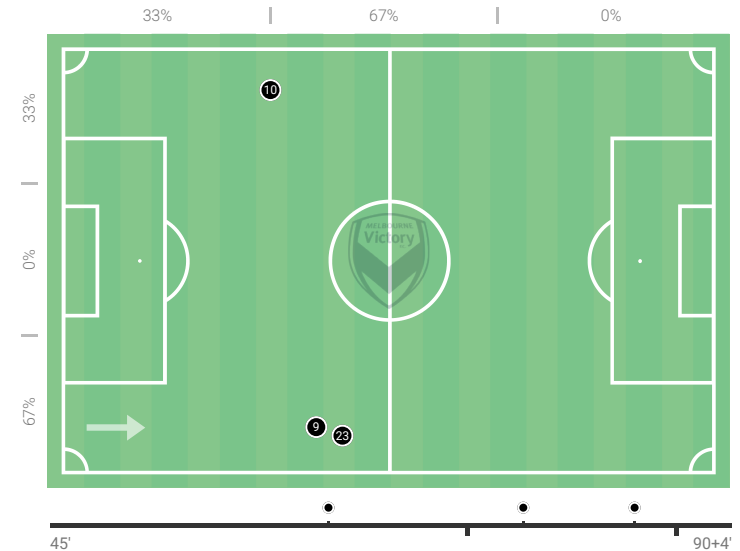
● Regular foul

1ST HALF



Player	E. Buchanan	A. Chessari	A. Ng-Saad	N. Fazzari
⑨ H. Furphy	2/0	-	-	-
⑩ R. Pollicina	-	1/0	-	1/0
⑥⑥ A. Jancevski	-	-	-	-
⑩ K. White	-	1/0	-	-
Total	2/0	2/0	1/0	1/0

2ND HALF



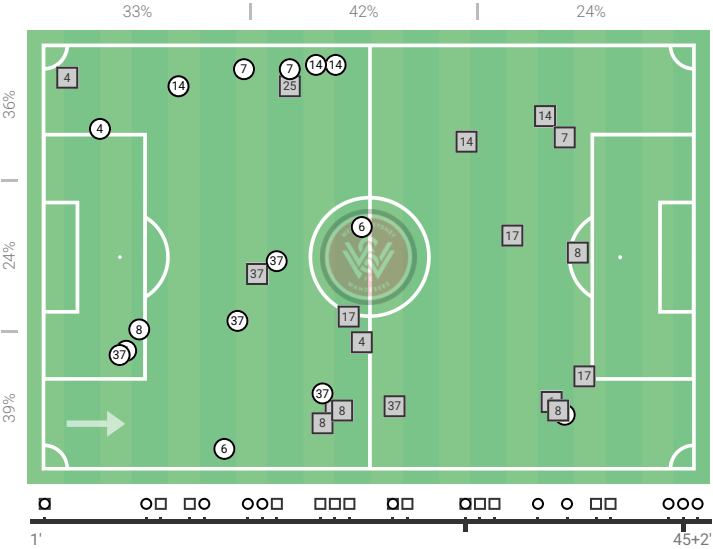


Western Sydney Wanderers

Player			Last 5 matches	
6	A. Chessari	12/6 50%	-	-
14	E. Buchanan	10/6 60%	-	-
8	O. Price	9/3 33%	-	-
24	N. Fazzari	8/2 25%	-	-
Total		81/31 38%	98.2	48%

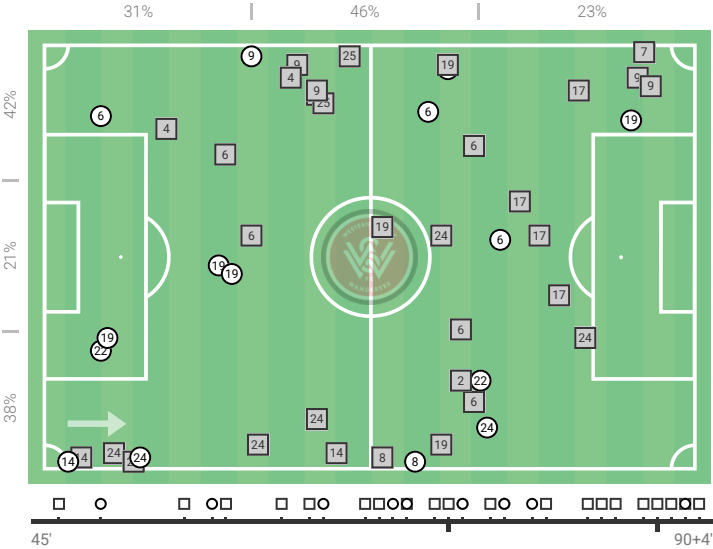
○ Successful □ Unsuccessful

1ST HALF



Player		R. Pollicina	K. White	A. Jancevski	R. Lowe
6	A. Chessari	2/2 100%	2/2 100%	-	4/2 50%
14	E. Buchanan	-	2/1 50%	-	1/0
8	O. Price	2/1 50%	-	4/2 50%	-
24	N. Fazzari	1/1 100%	-	3/1 33%	-
Total		14/8	10/5	10/4	10/3

2ND HALF

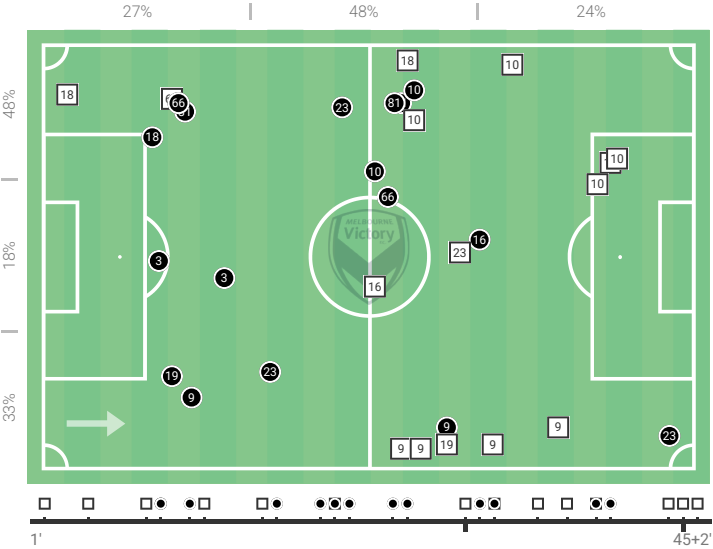


Melbourne Victory

Player			Last 5 matches	
10	R. Pollicina	14/7 50%	-	-
16	K. White	11/5 45%	-	-
23	R. Lowe	10/5 50%	-	-
66	A. Jancevski	10/8 80%	-	-
Total		83/50 60%	103.1	54%

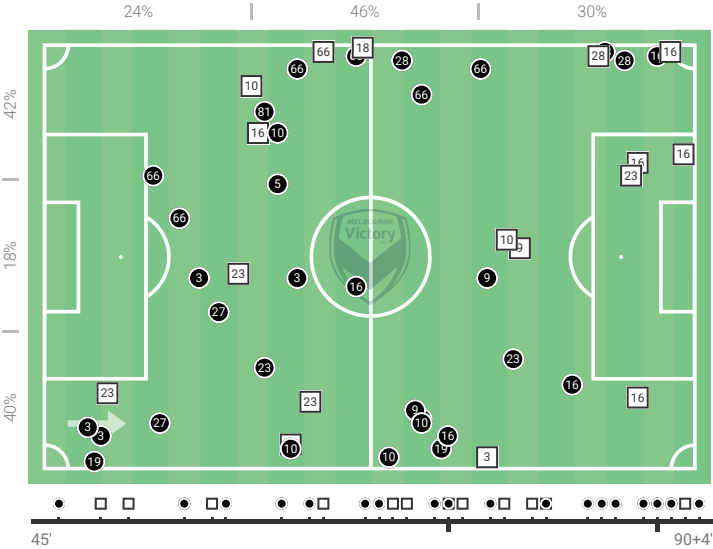
● Successful □ Unsuccessful

1ST HALF



Player		A. Chessari	E. Buchanan	O. Price	N. Fazzari
10	R. Pollicina	2/0	-	2/1 50%	1/0
16	K. White	2/0	2/0	-	-
23	R. Lowe	4/2 50%	1/1 100%	-	-
66	A. Jancevski	-	-	4/2 50%	3/1 33%
Total		12/5	10/2	9/6	8/1

2ND HALF



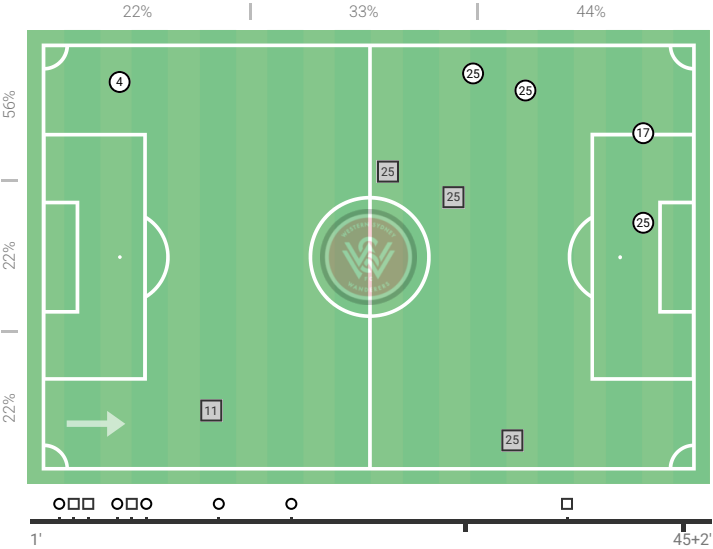


Western Sydney Wanderers

Player			Last 5 matches	
25	H. Caspers	6/3 50%	-	-
14	E. Buchanan	6/3 50%	-	-
4	P. Hooks	4/2 50%	-	-
13	A. Khoshaba	3/1 33%	-	-
Total		27/12 44%	21.2	44%

○ Successful □ Unsuccessful

1ST HALF

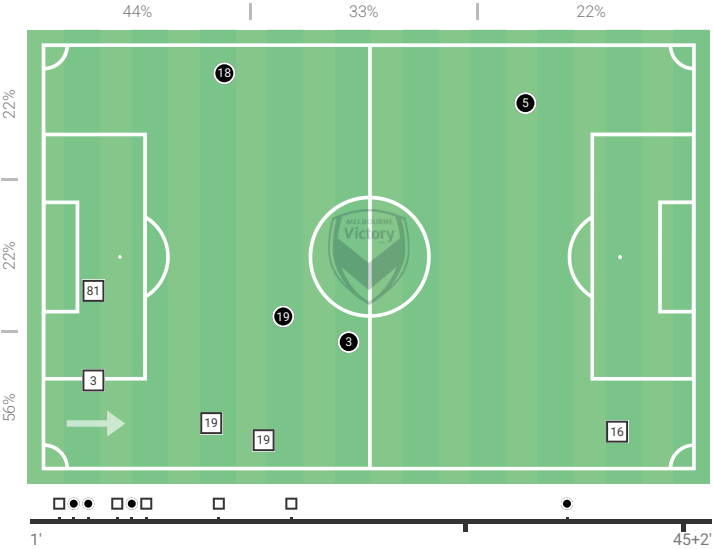


Melbourne Victory

Player			Last 5 matches	
9	H. Furphy	7/4 57%	-	-
16	K. White	5/3 60%	-	-
19	Z. McMeeken	3/1 33%	-	-
3	C. Bunge	3/1 33%	-	-
Total		27/15 56%	23.1	49%

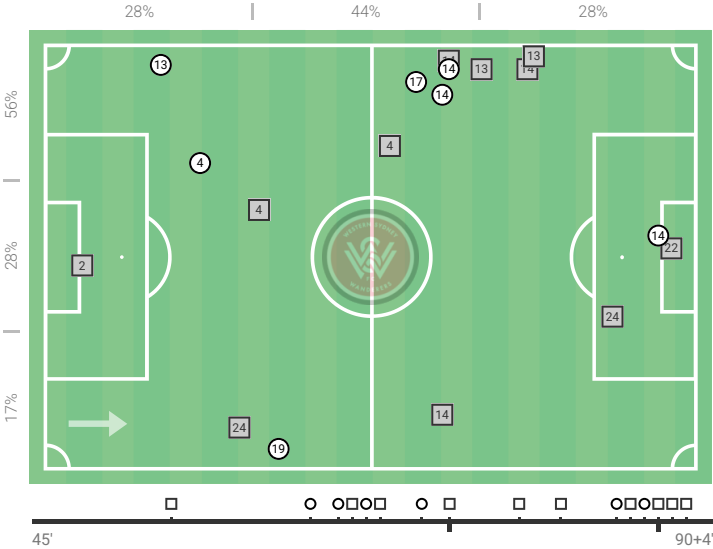
● Successful □ Unsuccessful

1ST HALF



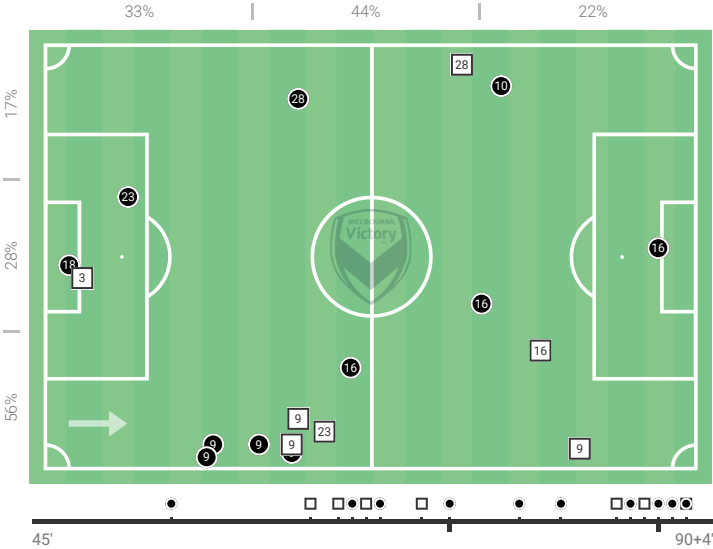
Player		H. Furphy	K. White	C. Bunge	Z. McMeeken
25	H. Caspers	-	-	1/0	3/2 67%
14	E. Buchanan	4/2 50%	-	1/1 100%	-
4	P. Hooks	-	4/2 50%	-	-
13	A. Khoshaba	3/1 33%	-	-	-
Total		7/3	5/2	3/2	3/2

2ND HALF



Player		E. Buchanan	H. Caspers	P. Hooks	A. Khoshaba
9	H. Furphy	4/2 50%	-	-	3/2 67%
16	K. White	-	-	4/2 50%	-
19	Z. McMeeken	-	3/1 33%	-	-
3	C. Bunge	1/0	1/1 100%	-	-
Total		6/3	6/3	4/2	3/2

2ND HALF



AVERAGE POSITIONS

Players' positions are calculated as an average point of all actions where they touched the ball.

XG (EXPECTED GOALS)

A metric that assigns to every shot a probability (based on historical stats) of how likely it is to score from the position, type of assist, preceding events etc. A modern metric that allows to study the results of the matches with more stress on predictability of moments creation and less on pure luck.

FORWARD / BACK / LATERAL PASS

Passes are quantified in quadrants of 45°. The passes to the side of the field with the length more than 12 meters are considered lateral.

SMART PASS

A pass that develops the attack of the team in a creative way.

SECOND / THIRD ASSIST

A second assist is a pass that immediately leads to an assist. A third assist is a pass that leads to a second assist. Not every assist is guaranteed to have second/third assists to it.

PROGRESSIVE PASS

A pass that moves the ball considerably forward. The minimal requirement for a progressive path progression towards opponent goal is:

- 30 meters, if starting and finishing points there are in own half
- 15 meters, if starting and finishing points there are in other halves
- 10 meters, if starting and finishing points there are in opponent half

PASS TO FINAL THIRD

A pass to a zone within 35 meters from the opponent's goal line.

DEFENSIVE DUEL

A duel that happened when opponent team was in the possession of the ball.

OFFENSIVE DUEL

A duel that happened when the player was in the possession of the ball.

REFLEX SAVE

A goalkeeper save made with a reflexes move.

TRANSITION

Active change in the possession of the ball. Depending on what third of field it took place in, it's divided into Low, Medium and High.

ATTACK

A possession that includes at least one action in opponent's final third.

COUNTERATTACK

An attack that includes a quick transition, attempting to get advantage of the opponent being out of positions.

POSITIONAL ATTACK

Any open play (i.e., not from a set piece) attack that is not considered a Counterattack.

DEEP COMPLETION

A pass (excluding crosses) that was received in a 20-meter radius from the opponent goal line.

PPDA

Opponent passes per defensive action in opponent's final 60% of the pitch. A well-studied metric used to qualify pressing intensity.

MATCH TEMPO

Number of passes per minute of possession.