


BRECO *flex* **CO., L.L.C.**

High Precision Drive Components

The World Leader in Polyurethane Timing Belts

High Performance **POLYURETHANE TIMING BELTS AND PULLEYS**





ISO 9001 CERTIFIED COMPANY

BRECO *flex* CO., L.L.C.

High Precision Drive Components

222 Industrial Way West
Eatontown, NJ 07724
U.S.A
Tel: 732-460-9500
Fax: 732-542-6725
www.brecoflex.com



BRECO Antriebstechnik Breher GmbH & Co. KG
Kleiststr. 53
D-32457 Porta Westfalica
Tel: +49 5731 / 7670-0
Fax: +49 5731 / 7670-16
www.breco.de

©2021 BRECO*flex* CO., L.L.C.

BRECO®, BRECOFLEX®, & ATN® are registered trademarks of BRECO Antriebstechnik GmbH. • ARC-POWER® is a registered trademark of BRECO*flex* CO., L.L.C. • Kevlar® is a registered trademark of DuPont patents pending. • Esband® is a registered trademark of Max Schlatterer GmbH & CO. KG patents pending. Specifications are subject to change without prior notice.

POLYURETHANE TIMING BELTS

Table of Contents

INTRODUCTION

8	BRECOflex CO., L.L.C.
10	Polyurethane Timing Belt Design
12	Timing Belt Versions & Codes
13	Timing Belt Technology by Application
14	Tooth Profiles
19-20	Strength Comparison Charts

POLYURETHANE TIMING BELTS

21-29	T-Series Timing Belts T2, T2.5, T5, T10, T20
30-37	AT-Series Timing Belts AT3, AT5, AT10, AT20
38-39	ATS-Series Timing Belts ATS15
40-44	<i>move-series</i> [®] Timing Belts AT8, AT10, AT15
45-46	BRECOprotect [®] Timing Belts
47-48	TPEXclassic Timing Belts
49-50	REDFLEX GEN III-Series Timing Belts REDFLEX GEN III: AT3, AT5, AT10, ATP10
51-53	ATN [®] -Series Timing Belts ATN10, ATN12.7, ATN20
54	ATL-Series Timing Belts ATL5, ATL10, ATL20

POLYURETHANE TIMING BELTS

Table of Contents

POLYURETHANE TIMING BELTS (cont.)

55-56	ATP-Series Timing Belts ATP10, ATP15
56-66	Imperial-Series Timing Belts MXL / .080, XL / T1/5", L / T3/8", H / T1/2", XH / T 7/8"
67-83	Self-Tracking-Series Timing Belts TK5K6, TK10K6, TK10K13, TK20K13, ATK5K6, ATK10K6, ATK10K6-DL, ATK10K13, ATK20K13, ATN10K6, HK13
84-92	ARC-POWER® Self-Tracking-Series Timing Belts BAT10, BAT15, BATK10, BATK15
93-98	SFAT-Series Self-Tracking Timing Belts SFAT10, SFAT15, SFAT20
99-109	Double-Sided-Series Timing Belts T5 DL, T10 DL, T20 DL, AT5 DL, AT10 DL, ATK10K6 DL, AT20 DL, H DL
110-113	HTD-Series Timing Belts HTD 3M, HTD 5M, HTD 8M, HTD 14M
114-115	STD-Series Timing Belts S5M, S8M
116-124	Flat Belt-Series Timing Belts F1.0, F2.0, F2.2, F2.5, F3.0, F6.0
125-126	FERROPAN V-Belt-Series Timing Belts Type 13, Type 17, Type 20, Type 30, Type 32

Table of Contents

SPECIFICATIONS AND OPTIONS

127-130	Timing Belt Specifications
131	Length and Width Tolerances
132	Timing Belt Options
133-134	Timing Belt Materials
135-136	Tension Members
137	Tension Member Comparison
138-141	Timing Belt Backings
142-143	Timing Belt Modifications
144	ATN® Convertible Profile Belt System
145	Welded Profile Belts
146-150	Profile Examples

POLYURETHANE TIMING BELTS

Table of Contents

APPLICATION EXAMPLE

- 151** Synchronous Conveyor for Wide Products
Product Driving Line
- 152** Cylindrical Product Conveying
Feeder Line for Juice Processing
- 153** Profiled Timing Belt as Cuvette Carrier
Pick and Place Linear Drive
- 154** Sorting Station with Bar Code Reader

FIELD ASSEMBLY OPTIONS

- 155-156** Connecting Timing Belts
Timing Belt Lock, PinLock, ATN® Connecting Kit
- 157** Field Welder
- 158** Tooth Bar Inserts

HIGH PRECISION PULLEYS

- 159** Pulleys Introduction
- 160** Pulley Pitch Range
- 161-162** Pulley Customizations

POLYURETHANE TIMING BELTS

Table of Contents

HIGH PRECISION PULLEYS (cont.)

- 163-164** Pulley Tooth Design
- 165** Pulley Belt Width in Relation to Face Width
- 166** Minimum Number of Teeth and Idler Diameter

STOCK PULLEY PART NUMBERS

- 167-179** Stock Part Number Charts
T5, T10, AT3, AT5, AT10, XL, L, H, TK10K13, ATK10K6, BATK10, HK13

PULLEY ACCESSORIES

- 180** Pulley Materials and Finishes
- 181** Pulley Configurator
- 182** Accessories

CHEMICAL RESISTANCE

- 183-186** Chemical Resistance Charts

INDEX

- 187-189** Index



“ *We strive to provide our customers with outstanding products, engineering support, and customer service to meet their highest expectations.* ”

about us

BRECOflex CO., L.L.C. High Precision Drive Components

BRECOflex CO., L.L.C. was founded in 1989 with an unwavering commitment to excellence in the products we bring to the market, the way we serve our customers and the people we employ, who are dedicated to meet our customers' highest expectations. Our products offer superior quality and innovative design features to meet the most challenging requirements of today's OEMs and end-users.

BRECOflex CO., L.L.C. translates the customers' needs into new and expanded product lines. We partner with our customers to provide unique solutions and superior service for the long term.

BRECOflex CO., L.L.C. sets higher standards with our state-of-the-art product designs. Timing belts, pulleys and accessories are scientifically designed and manufactured for undeviating precision and quality. It is our mission to provide our customers with outstanding products and technical support from the initial design phase through to after-sales-service.





POLYURETHANE Timing Belts

To maintain this higher standard BRECOflex is ISO 9001 certified in recognition of our quality management systems and conformance with ISO's internationally accepted standards of quality assurance.

BRECOflex CO., L.L.C.'s polyurethane timing belts and drive components are specified by OEM's more often than any other brands and they are used in many diverse industries and applications worldwide. We offer the most comprehensive product range with more than 100 tooth configurations and leading edge timing belt designs such as ARC-Power®, ATN® Convertible Timing Belt system, *move-series*®, and BRECOprotect®.

This comprehensive catalog illustrates many basic timing belt designs but only touches upon our customization capabilities. If you cannot find the perfect timing belt type for your requirements from this catalog, we will custom-design one for your individual needs. Please contact us for free engineering support so that we may assist you with your application.

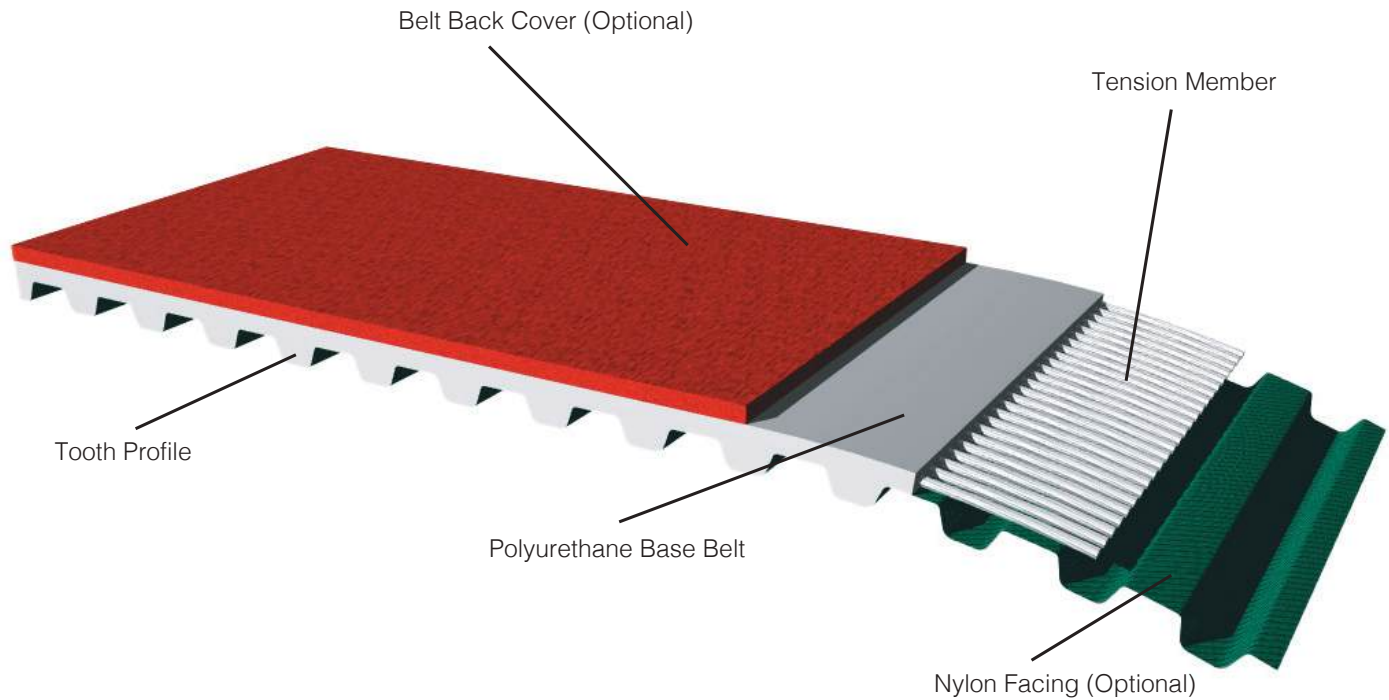


OUR COMMITMENT

- To maintain leadership by professionally supporting our customers with high precision polyurethane timing belts, metal pulleys, woven endless flat belts and accessories for conveying, driving, indexing, linear drive, and power transmission applications
- To meet customer requirements and continually improve quality through:
 - Advancement of product technology
 - State-of-the-art business and information systems
 - Broadening manufacturing capabilities
 - Highly skilled and trained personnel
 - Maintaining mutually beneficial relationships with customers and suppliers
- To provide our customers with outstanding products, engineering support and customer service to meet their highest expectations

POLYURETHANE

Timing Belt Design



BRECOflex CO., L.L.C. manufactures high precision timing belts made of advanced materials which are selected for their unique properties. BRECOflex timing belts are extruded of wear resistant polyurethane materials and high tensile braided steel tension members. For special applications Kevlar® and stainless steel tension members are also available. The combination of superior materials results in precision products with a fine balance of high strength and high flexibility.

DISTINGUISHING CHARACTERISTICS

- Superior bonding of tension members and polyurethane for high efficiency and high torque application
- High spring-rate tension members for high accuracy, high repeatability, and shorter settling times
- Superior performance and long service life due to the perfect combination of strength and flexibility
- Dimensionally stable due to high quality standards in manufacturing
- Maintenance-free belt systems require virtually no re-tensioning as tension members do not permanently elongate



POLYURETHANE

Timing Belt Design


DISTINGUISHING CHARACTERISTICS

Mechanical:

- Positive, synchronous drive
- Constant length, no post-elongation
- Low running noise
- Wear resistant
- Highly flexible
- Positional and angular accuracy
- No maintenance
- Low pre-tension
- Low bearing and shaft load
- Fatigue-resistant
- Compact design
- Belt speed up to 80 m/s
- Crossed belt drives
- Low inertia - high power
- High efficiency up to 98%
- Long belt lengths possible
- Large transmission ratios
- No lubrication required
- Non-marking


Chemical:

- Hydrolysis-resistant
- Aging-resistant
- Temperature range:
standard 0°C to +80°C (32°F to 176°F),
options from -30°C to +110° C
(-22°F to 230°F)
- Resistant to simple oils, greases, fats, and benzene
- Resistant to some acids and bases



TIMING BELT

Versions and Codes



Open-Ended / Code "M"

Code "M" timing belts are manufactured as open-ended belts with bifilar, parallel tension members. The most common application is linear drives, in which rotary motor motion is translated into linear movement.

- High speed, up to 80 m/s
- High spring rate
- Any length available
- Various polyurethane materials available
- Sealed edges are a feature of most standard widths



Spliced and Welded / Code "V"

Code "V" timing belts are spliced and welded endless from open-ended roll stock. The timing belt ends are joined together in a heat welding process. Virtually any length is possible and can be determined in one tooth increments. One half of the tension members transmit load in the weld area. Preferred for conveying belts, profiled belts and covered belts.

- Can be profiled and machined
- Many backings offered
- Any length available
- Various polyurethane materials available
- Sealed edges are a feature of most standard widths



Truly Endless / Code "BFX"

Code "BFX" belts are extruded as truly endless timing belts resulting in timing belts with no interruptions or joints. Two bifilar tension members are helically wound throughout the timing belts for superior strength and true tracking. All tension members carry full load throughout the entire timing belt length, making this belt ideal for power transmission applications.

- High speed, up to 80 m/s
- High strength, up to 200 kW (275 hp)
- Wide range of standard sizes
- Various lengths available (up to 22 meters)
- Edges are never sealed due to cord entry and exit points

TIMING BELT


Technology by Application

Application



Linear

Technology



Belt Code

Open Ended


M

Application



Conveying

Technology



Belt Code

Spliced and Welded

V

Application



Power Transmission

Technology



Belt Code

Truly Endless

BFX

TIMING BELT

Tooth Profiles

T-Series



Description

Standard timing belt for conveying and moderate power transmission applications

- Manufactured to DIN 7721 standard dimensions
- Flexible for back-bending applications
- Wide range of pitch sizes (2 mm to 20 mm)
- Wide range of belt widths (up to 150 mm)
- Bifilar tension member design for true tracking
- Available in T2, T2.5, T5, T10, and T20

AT-Series



Description

High strength timing belt for power transmission and high accuracy positioning applications

- High strength tension members (up to twice as strong as standard T-series and Imperial pitch belts)
- Increased tension member spring rate for better repeatability and reduced settling time
- High tooth shear strength (up to 45% higher than standard T-series and Imperial pitch belts)
- Reduced backlash (zero backlash pulleys available for highest accuracy)
- Bifilar tension member design for true tracking
- Available in AT3, AT5, AT10, ATS15, and AT20

move-series®



Description

The next generation of timing belts with superior strength designed for high-performance drives.

- Up to 75% higher stiffness and tensile strength
- Up to 30% higher transmittable force
- Permits reducing the belt width by one standard size
- Narrower drive reduces drive inertia and noise
- Reduced wear and increased service life
- More chain to belt conversions possible
- Significantly increases safety factor when staying with original width
- Available in AT8 MOV AT10 MOV and AT15 MOV

TIMING BELT

Tooth Profiles

REDFLEX GEN III- Series



Description

High strength timing belt utilizing advanced materials for demanding power transmission applications

- Densely wound bifilar tension members for true tracking, up to 40% more tensile strength than AT-series
- Increased tension member spring rate for better repeatability and reduced settling time
- High performance polyurethane for up to 60% higher tooth shear strength and improved service life
- Temperature range up to 100°C (212°F)
- Used with standard AT-Series pulleys
- Available in AT3, AT5, AT10, and ATP10

Imperial Series



Description

Standard timing belt for driving and conveying applications

- Manufactured to ANSI/RMA standard
- Used for profiled belt applications with inch based profile spacing
- Upgrade neoprene belts to high performance polyurethane belts without replacing pulleys
- Available in MXL, XL, L, H, and XH

ATN®-Series



Description

Most advanced profile timing belt system utilizing molded belt cavities and specially designed inserts allowing profiles to be mechanically fastened

- Quick and easy profile change (variable profile pitch)
- Various profile materials can be utilized
- No belt disassembly necessary to change profiles
- Connecting kit available for field assembly
- ATN® components available in nylon, brass, and stainless steel
- Alternative to attachment chain with the advantages of a timing belt
- Available in ATN10, ATN12.7, and ATN20

TIMING BELT

Tooth Profiles

ATL-Series



Description

Special linear drive belt designed for the highest accuracy

- Larger tension members than AT-Series for the highest tensile strength and spring rate for better repeatability and reduced settling time
- Predictably negative belt length tolerance to allow near perfect length tolerance after proper pretensioning
- Used with standard AT-Series pulleys (zero backlash pulleys available for highest accuracy)
- Available pitches: ATL5, ATL10, ATL20

ATP-Series



Description

Specially designed power transmission belt available for replacement and existing OEM equipment

- High tooth shear strength from modified tooth design
- More uniform stress distribution
- Noise reduction
- Available in ATP10 and ATP15

Double-Sided-Series



Description

Double sided timing belt transmits power on both sides

- Offset tooth design reduces polygonal effect and stress concentration
- Flexible tension members for long service life (Hi-Flex cables available for extreme bending)
- Truly endless "BFX" construction available in lengths up to 22 meters for high speed and high power
- Spliced and welded "V" construction available in virtually any length
- Available in T, AT, Imperial, and Self-tracking versions

TIMING BELT

Tooth Profiles

ARC-Power®



Description

Revolutionary arc shaped tooth timing belt represents the most unique and efficient timing belt available

- No pulley flanges necessary
- Smooth tooth engagement - Arc shaped belt teeth are continuously engaging
- Reduced polygonal effect for less vibration
- Reduced noise level
- No lateral movement for straight tracking
- Designed with high strength AT tooth profile
- Bifilar tension member design for true tracking
- Available in BAT10, BATK10, BAT15, BATK15

Self-Tracking-Series



Description

Self-tracking timing belt with center guide

- No pulley flanges necessary
- Suitable for side loading
- Tracking guides available in K6 and K13
- Timing belts available in most pitches with molded homogeneous, serrated guide for the best belt performance and flexibility
- Solid tracking guides can be added to any belt in all pitches

HTD-Series



Description

HTD belting offered with the benefits of advanced polyurethane and steel tension members

- Manufactured to ANSI/RMA standard dimensions
- Upgrade neoprene power transmission belts with truly endless high performance polyurethane timing belts (HTD 8M) without replacing pulleys
- High Power (HP) open ended belting with high strength and high spring rate used for linear drives - 3M, 5M, 8M, and 14M
- High Flex (HF) spliced and welded endless belts for conveying and moderate power transmission applications

TIMING BELT

Tooth Profiles

STD-Series



Description

STD belting offered with the benefits of advanced polyurethane and steel tension members

- Manufactured to ANSI/RMA standard dimensions
- High power (HP) open ended belting with high strength and high spring rate used for linear drives - S5M and S8M
- 30 meter rolls standard

Flat-Belt-Series




Description

Polyurethane flat belt steel reinforced for linear drives and conveying

- Alternative to standard flat belts
- High spring rate and high tensile strength
- Wear and abrasion resistant polyurethane for longer service life
- Available in 1, 2, 2.2, 2.5, 3, and 6 mm thickness

FERROPAN V-Belt Series



Description

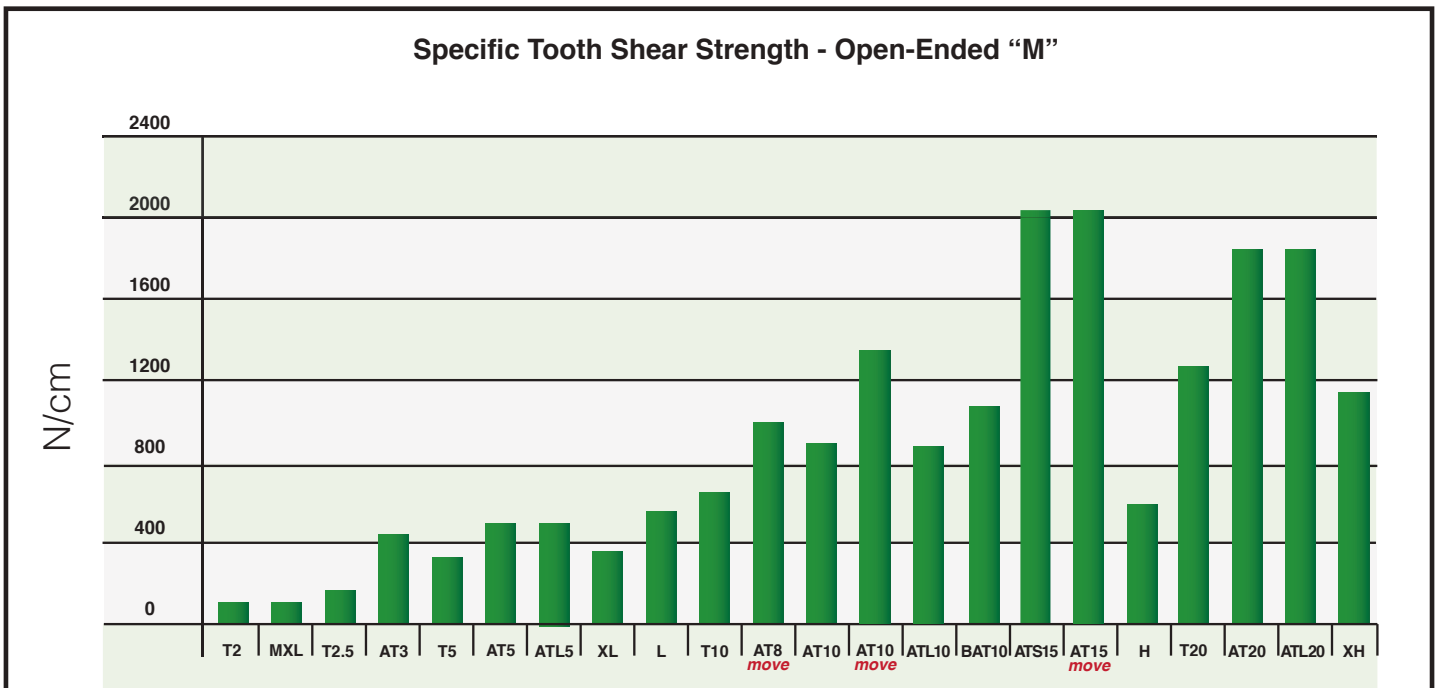
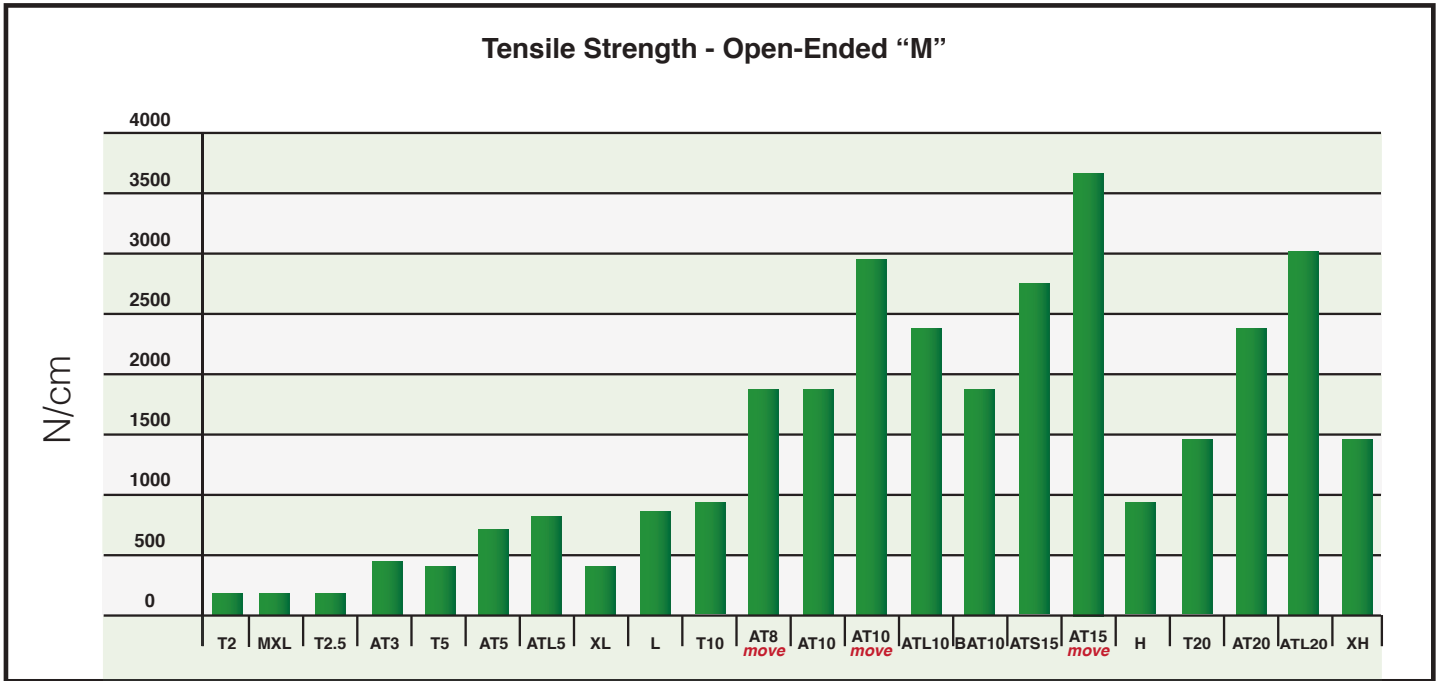
Polyurethane V belt steel reinforced for conveying

- Reinforcement improves spring rate and strength
- Wear and abrasion resistant polyurethane for longer service life
- Ideal for long length conveying applications

TIMING BELT

Strength Comparison Charts

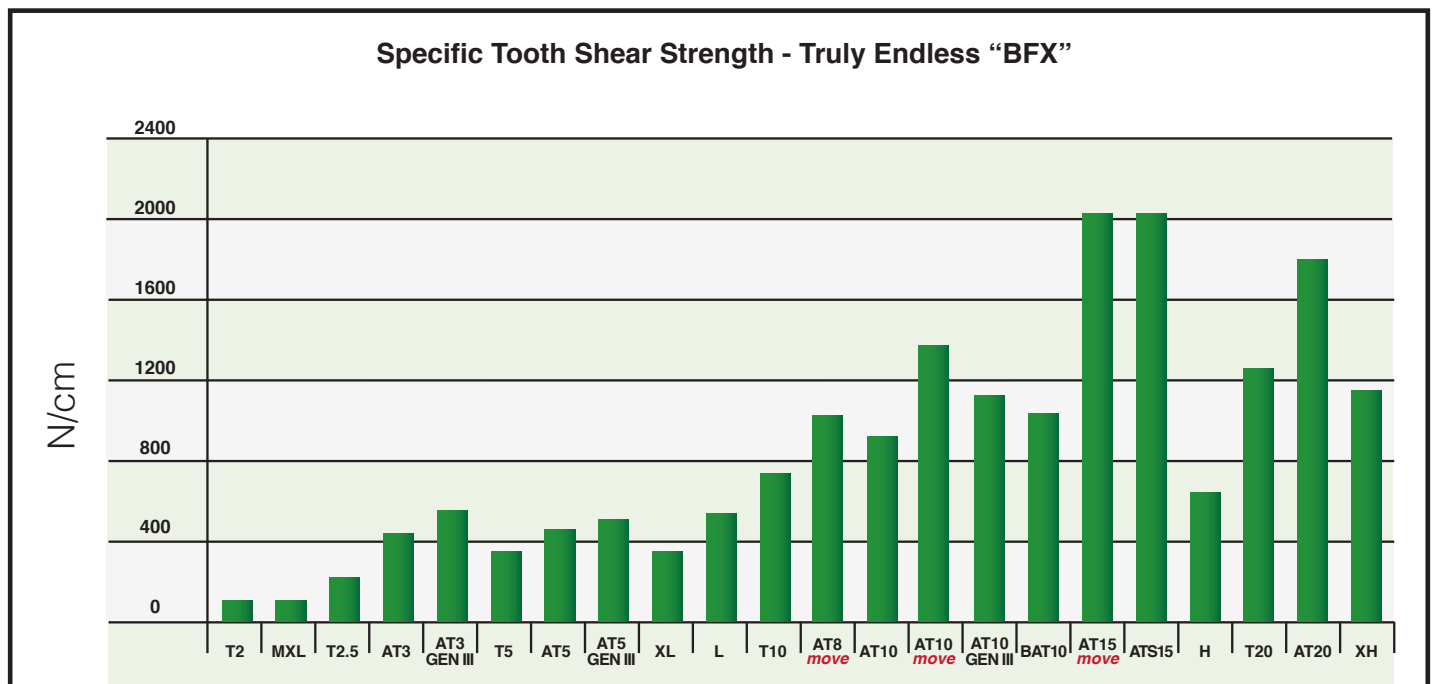
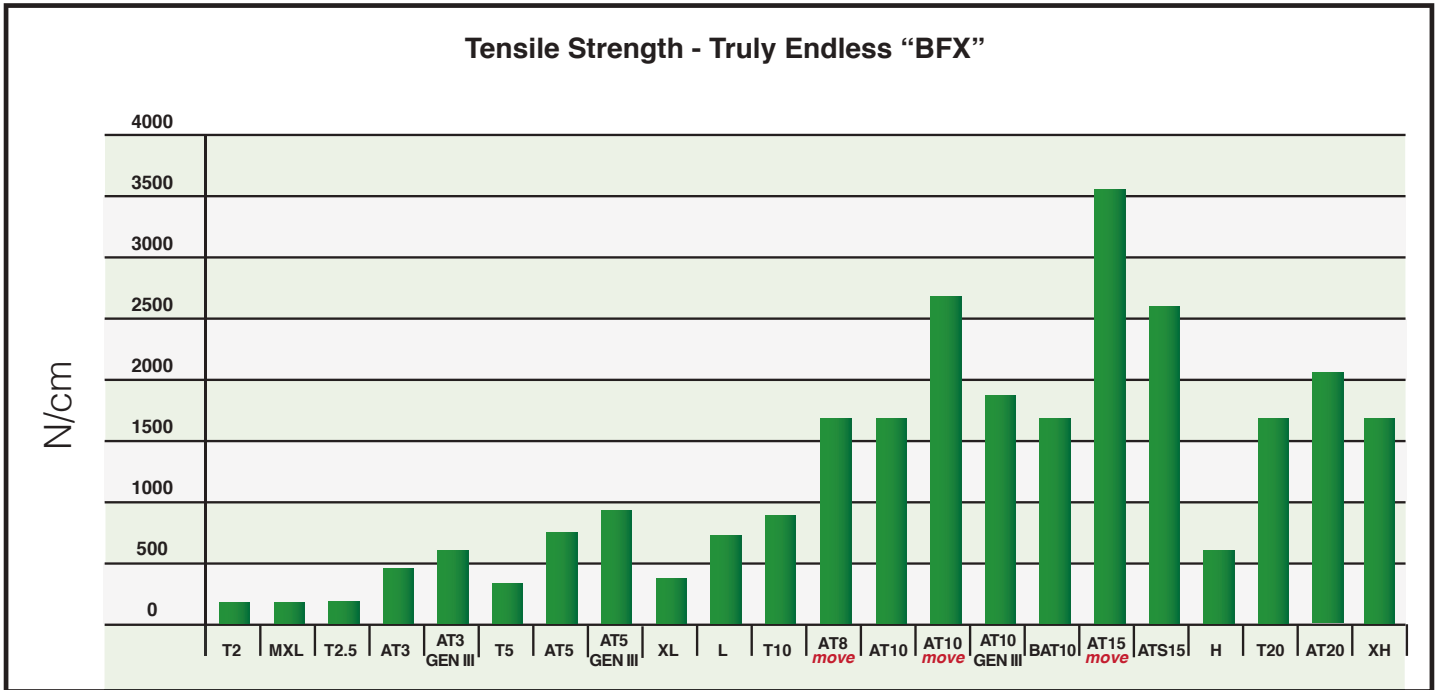
OPEN-ENDED "M" BELTS



TIMING BELT

Strength Comparison Charts

TRULY ENDLESS “BFX” BELTS



POLYURETHANE TIMING BELTS

T-Series


T2



Pulleys pg #157




Open-Ended "M"



Specifications

Widths (mm) In between widths available	4	6	10	16
Lengths	15,000	12,000	8,000	5,000
Available Options	N/A			
Tension Members	Kevlar® standard			

Spliced and Welded "V"



Specifications

Note:	Spliced and welded T2 timing belts are not readily in stock. Contact our customer service department at 732-460-9500 for more information.
--------------	--

Truly Endless "SFX"



Specifications

Widths (mm) In between widths available	4	6	10	12	16	20
Available Options	N/A					
Tension Members	Steel standard, Kevlar® optional					

Pitch/Length Version	Number of Teeth
T2 / 90 SFX	45
T2 / 118 SFX	59
T2 / 120 SFX	60
T2 / 138 SFX	69
T2 / 140 SFX	70
T2 / 144 SFX	72
T2 / 150 SFX	75

Pitch/Length Version	Number of Teeth
T2 / 160 SFX	80
T2 / 180 SFX	90
T2 / 200 SFX	100
T2 / 220 SFX	110
T2 / 240 SFX	120
T2 / 256 SFX	128
T2 / 262 SFX	131

Pitch/Length Version	Number of Teeth
T2 / 280 SFX	140
T2 / 292 SFX	146
T2 / 320 SFX	160
T2 / 360 SFX	180
T2 / 600 SFX	300
T2 / 710 SFX	355

Ordering Example: Polyurethane Timing Belt

[WIDTH] [PITCH] / [LENGTH] [CONSTRUCTION]
 20 T2 / 256 SFX

POLYURETHANE TIMING BELTS


T-Series

T2.5

Pulleys pg #157




Open-Ended "M"



Specifications

Widths (mm) In between widths available	6	8	10	12	16	20
Lengths	Any lengths available - Stock rolls 50 meters					
Available Options See page# 130	Nylon backing (PAR)					
Tension Member Options	Steel standard					
	VA301 Stainless steel					
	Kevlar®					

Spliced and Welded "V"



Specifications

Widths (mm) In between widths available	8	10	12	16	20
Min. Joined Length (mm) Increasing in one tooth increments	350				
Available Options See page# 130	Nylon backing (PAR)				
Tension Member Options	Steel standard				
	VA301 Stainless steel				
	Kevlar® cord				

Ordering Example: Polyurethane Timing Belt

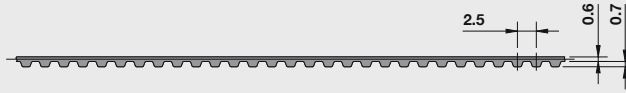
[WIDTH] [PITCH] / [LENGTH] [CONSTRUCTION]

12 T2.5 / 500 M

POLYURETHANE TIMING BELTS

T-Series


T2.5



Pulleys pg #157



Truly Endless "SFX"



Specifications

Widths (mm) In between widths available	4	6	10	12	16	20
Lengths	For available lengths see below No in between lengths available					
Available Options See page# 130	Double-sided (DL)					
Tension Member Options	Steel standard VA301 Stainless steel Kevlar®					

Note: T2.5 SFX is available in double-sided (DL) upon request. A nylon coating for one tooth side (PAZ) is also available. Please contact us for more details.

T2.5 DL

STANDARD LENGTHS

Pitch/Length Version	Number of Teeth	Pitch/Length Version	Number of Teeth	Pitch/Length Version	Number of Teeth
T2.5 / 120 SFX	48	T2.5 / 245 SFX	98	T2.5 / 420 SFX	168
T2.5 / 145 SFX	58	T2.5 / 250 SFX	100	T2.5 / 480 SFX	192
T2.5 / 160 SFX	64	T2.5 / 265 SFX	106	T2.5 / 500 SFX	200
T2.5 / 177.5 SFX	71	T2.5 / 285 SFX	114	T2.5 / 540 SFX	216
T2.5 / 180 SFX	72	T2.5 / 290 SFX	116	T2.5 / 620 SFX	248
T2.5 / 182.5 SFX	73	T2.5 / 305 SFX	122	T2.5 / 650 SFX	260
T2.5 / 200 SFX	80	T2.5 / 317.5 SFX	127	T2.5 / 780 SFX	312
T2.5 / 225 SFX	90	T2.5 / 330 SFX	132	T2.5 / 950 SFX	380
T2.5 / 230 SFX	92	T2.5 / 380 SFX	152	T2.5 / 1300 SFX	520

Ordering Example: Polyurethane Timing Belt

[WIDTH] [PITCH] / [LENGTH] [CONSTRUCTION]

20 T2.5 / 380 SFX

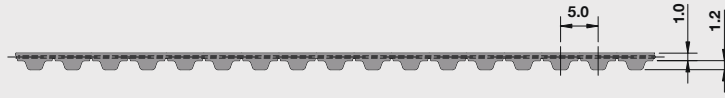
Ordering Example: Double-sided Timing Belt

20 T2.5 DL / 415 SFX

POLYURETHANE TIMING BELTS

T-Series


T5



Pulleys pg #157




Open-Ended "M"



Specifications

Widths (mm) In between widths available	6	10	12	16	20	25	32	50	75	100
Lengths	Any lengths available - Stock rolls 50 meters									
Available Options See page# 130	Nylon coating tooth side (PAZ), Nylon backing (PAR), Nylon both sides (PAZ-PAR), Polyurethane cover (T-Cover), Double-sided (DL), Extra thickness (DR)									
Tension Member Options	Steel standard Hi-flex steel VA301 Stainless steel VA316 Hi-flex Stainless steel Kevlar®									

Spliced and Welded "V"



Specifications

Widths (mm) In between widths available	10	12	16	20	25	32	50	75	100
Min. Joined Length (mm) Increasing in one tooth increments	400								
Available Options See page# 130	Nylon coating tooth side (PAZ), Nylon backing (PAR), Nylon both sides (PAZ-PAR), Polyurethane cover (T-Cover), Double-sided (DL), Extra thickness (DR)								
Tension Member Options	Steel standard Hi-flex steel VA301 Stainless steel VA316 Hi-flex Stainless steel Kevlar®								

Note: Minimum weld length is not recommended for widths less than 12mm.

Ordering Example: Polyurethane Timing Belt

[WIDTH] [PITCH] / [LENGTH] [CONSTRUCTION]

50 T5 / 5000 M

POLYURETHANE TIMING BELTS

T-Series

T5



Pulleys pg #157



Truly Endless "BFX"



Specifications

Widths (mm) In between widths available	6	10	12	16	20	25	32	50	75	100
Lengths	See Standard Lengths Below Additional lengths available up to 15,000mm. In between lengths available starting at a minimum length of 720mm.									
Available Options See page# 130	Nylon coating tooth side (PAZ), Double-sided (DL), Extra thickness (DR)									
Tension Member Options	Steel standard Hi-flex steel VA301 Stainless steel VA316 Hi-flex Stainless steel Kevlar®									

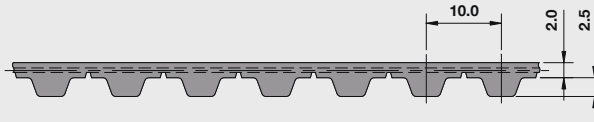
STANDARD LENGTHS

Pitch/Length Version	Number of Teeth	Pitch/Length Version	Number of Teeth	Pitch/Length Version	Number of Teeth	Pitch/Length Version	Number of Teeth
T5 / 100 SFX	20	T5 / 410 BFX	82	T5 / 765 SFX	153	T5 / 2000 BFX	400
T5 / 150 SFX	30	T5 / 420 BFX	84	T5 / 780 BFX	156	T5 / 2120 BFX	424
T5 / 165 SFX	33	T5 / 435 BFX	87	T5 / 800 BFX	160	T5 / 2240 BFX	448
T5 / 180 SFX	36	T5 / 455 BFX	91	T5 / 815 BFX	163	T5 / 2360 BFX	472
T5 / 185 SFX	37	T5 / 460 SFX	92	T5 / 840 BFX	168	T5 / 2500 BFX	500
T5 / 200 BFX	40	T5 / 480 BFX	96	T5 / 850 BFX	170	T5 / 2650 BFX	530
T5 / 210 SFX	42	T5 / 500 BFX	100	T5 / 860 BFX	172	T5 / 2800 BFX	560
T5 / 215 BFX	43	T5 / 505 SFX	101	T5 / 900 BFX	180	T5 / 3000 BFX	600
T5 / 220 BFX	44	T5 / 510 BFX	102	T5 / 925 SFX	185	T5 / 3150 BFX	630
T5 / 225 BFX	45	T5 / 525 BFX	105	T5 / 940 SFX	188	T5 / 3350 BFX	670
T5 / 240 BFX	48	T5 / 545 BFX	109	T5 / 945 BFX	189	T5 / 3550 BFX	690
T5 / 245 BFX	49	T5 / 550 SFX	110	T5 / 980 BFX	196	T5 / 3750 BFX	750
T5 / 250 SFX	50	T5 / 560 BFX	112	T5 / 990 BFX	198	T5 / 4000 BFX	800
T5 / 255 BFX	51	T5 / 575 BFX	115	T5 / 1040 BFX	208	T5 / 4250 BFX	850
T5 / 260 BFX	52	T5 / 590 SFX	118	T5 / 1075 BFX	215	T5 / 4500 BFX	900
T5 / 270 BFX	54	T5 / 610 BFX	122	T5 / 1100 BFX	220	T5 / 4750 BFX	950
T5 / 280 BFX	56	T5 / 620 BFX	124	T5 / 1160 BFX	232	T5 / 5000 BFX	1000
T5 / 295 BFX	59	T5 / 630 BFX	126	T5 / 1215 BFX	243	T5 / 5300 BFX	1060
T5 / 305 BFX	61	T5 / 650 SFX	130	T5 / 1315 BFX	263	T5 / 5600 BFX	1120
T5 / 330 BFX	66	T5 / 660 BFX	132	T5 / 1380 BFX	276	T5 / 6000 BFX	1200
T5 / 340 BFX	68	T5 / 690 BFX	138	T5 / 1400 BFX	280	T5 / 6300 BFX	1260
T5 / 355 BFX	71	T5 / 700 SFX	140	T5 / 1500 BFX	300	T5 / 6700 BFX	1340
T5 / 365 BFX	73	T5 / 720 BFX	144	T5 / 1600 BFX	320	T5 / 7100 BFX	1420
T5 / 370 BFX	74	T5 / 725 SFX	145	T5 / 1700 BFX	340	T5 / 7500 BFX	1500
T5 / 390 BFX	78	T5 / 750 BFX	150	T5 / 1800 BFX	360		
T5 / 400 BFX	80	T5 / 755 BFX	151	T5 / 1900 BFX	380		

POLYURETHANE TIMING BELTS

T-Series


T10



Pulleys pg #157




Open-Ended "M"



Specifications

Widths (mm) In between widths available	10	12	16	20	25	32	50	75	100	150
Lengths	Any lengths available - Stock rolls 50 meters									
Available Options See page# 130	Nylon coating tooth side (PAZ), Nylon backing (PAR), Nylon both sides (PAZ-PAR), Polyurethane cover (T-Cover), Double-sided (DL), Extra thickness (DR)									
Tension Member Options	Steel standard Hi-flex steel VA301 Stainless steel VA316 Hi-flex Stainless steel Kevlar®									

Spliced and Welded "V"



Specifications

Widths (mm) In between widths available	16	20	25	32	50	75	100	150
Min. Joined Length (mm) Increasing in one tooth increments	400						500	890
Available Options See page# 130	Nylon coating tooth side (PAZ), Nylon backing (PAR), Nylon both sides (PAZ-PAR), Polyurethane cover (T-Cover), Double-sided (DL), Extra thickness (DR)							
Tension Member Options	Steel standard Hi-flex steel VA301 Stainless steel VA316 Hi-flex Stainless steel Kevlar®							

Note: Minimum weld length is not recommended for widths less than 12mm.

Note: For field connection kit options please see page 153

Ordering Example: Polyurethane Timing Belt

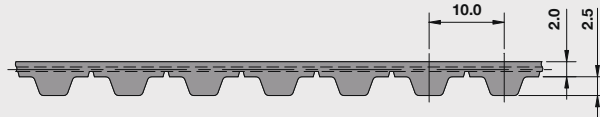
[WIDTH] [PITCH] / [LENGTH] [CONSTRUCTION]

50 T10 / 5000 M

POLYURETHANE TIMING BELTS

T-Series

T10



Pulleys pg #157



Truly Endless "BFX"



Specifications

Widths (mm) In between widths available	10	12	16	20	25	32	50	75	100
Lengths	See Standard Lengths Below Additional lengths available up to 22,000mm. In between lengths available starting at a minimum length of 720mm.								
Available Options See page# 130	Nylon coating tooth side (PAZ), Polyurethane cover (T-Cover), Double-sided (DL), Extra thickness (DR)								
Tension Member Options	Steel standard Hi-flex steel VA301 Stainless steel VA316 Hi-flex Stainless steel Kevlar®								

STANDARD LENGTHS

Pitch/Length Version	Number of Teeth
T10 / 260 SFX	26
T10 / 350 SFX	35
T10 / 370 SFX	37
T10 / 410 SFX	41
T10 / 440 SFX	44
T10 / 450 SFX	45
T10 / 500 BFX	50
T10 / 530 BFX	53
T10 / 540 BFX	54
T10 / 560 BFX	56
T10 / 600 BFX	60
T10 / 610 BFX	61
T10 / 630 BFX	63
T10 / 660 BFX	66
T10 / 680 SFX	68
T10 / 690 BFX	69
T10 / 700 BFX	70
T10 / 720 BFX	72
T10 / 730 SFX	73
T10 / 750 SFX	75
T10 / 760 SFX	76
T10 / 780 BFX	78
T10 / 810 BFX	81
T10 / 840 BFX	84
T10 / 850 SFX	85
T10 / 880 BFX	88

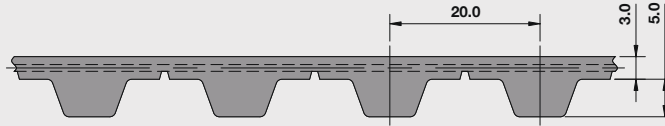
Pitch/Length Version	Number of Teeth
T10 / 920 BFX	92
T10 / 960 BFX	96
T10 / 970 BFX	97
T10 / 980 BFX	98
T10 / 990 BFX	99
T10 / 1010 BFX	101
T10 / 1080 BFX	108
T10 / 1110 BFX	111
T10 / 1150 BFX	115
T10 / 1210 BFX	121
T10 / 1240 BFX	124
T10 / 1250 BFX	125
T10 / 1300 BFX	130
T10 / 1320 BFX	132
T10 / 1350 BFX	135
T10 / 1390 BFX	139
T10 / 1400 BFX	140
T10 / 1420 BFX	142
T10 / 1460 BFX	146
T10 / 1500 BFX	150
T10 / 1560 BFX	156
T10 / 1610 BFX	161
T10 / 1750 BFX	175
T10 / 1780 BFX	178
T10 / 1880 BFX	188
T10 / 1890 BFX	189

Pitch/Length Version	Number of Teeth
T10 / 1920 BFX	192
T10 / 1960 BFX	196
T10 / 2250 BFX	225
T10 / 2360 BFX	236
T10 / 2500 BFX	250
T10 / 2650 BFX	265
T10 / 2800 BFX	280
T10 / 3000 BFX	300
T10 / 3100 BFX	310
T10 / 3150 BFX	315
T10 / 3350 BFX	335
T10 / 3750 BFX	375
T10 / 4000 BFX	400
T10 / 4250 BFX	425
T10 / 4500 BFX	450
T10 / 4750 BFX	475
T10 / 4780 BFX	478
T10 / 5000 BFX	500
T10 / 5300 BFX	530
T10 / 5600 BFX	560
T10 / 6000 BFX	600
T10 / 6300 BFX	630
T10 / 6700 BFX	670
T10 / 7100 BFX	710
T10 / 7500 BFX	750
T10 / 8000 BFX	800
T10 / 9000 BFX	900

POLYURETHANE TIMING BELTS

T-Series


T20



Pulleys pg #157




Open-Ended "M"



Specifications

Widths (mm) In between widths available	20	25	32	50	75	100	150
Lengths	Any lengths available - Stock rolls 50 meters						
Available Options See page# 130	Nylon coating tooth side (PAZ), Nylon backing (PAR), Nylon both sides (PAZ-PAR), Polyurethane cover (T-Cover), Double-sided (DL), Extra thickness (DR)						
Tension Member Options	Steel standard Hi-flex steel VA301 Stainless steel VA316 Hi-flex Stainless steel Kevlar®						

Spliced and Welded "V"



Specifications

Widths (mm) In between widths available	20	25	32	50	75	100	150
Min. Joined Length (mm) Increasing in one tooth increments	1,000						
Available Options See page# 130	Nylon coating tooth side (PAZ), Nylon backing (PAR), Nylon both sides (PAZ-PAR), Polyurethane cover (T-Cover), Double-sided (DL), Extra thickness (DR)						
Tension Member Options	Steel standard Hi-flex steel VA301 Stainless steel VA316 Hi-flex Stainless steel Kevlar®						

Note: For field connection kit options please see page 153

Ordering Example: Polyurethane Timing Belt

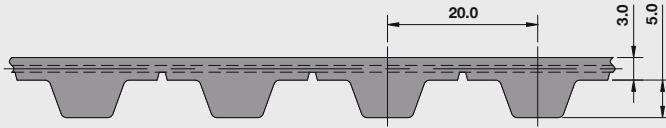
[WIDTH] [PITCH] / [LENGTH] [CONSTRUCTION]

50 T20 / 5000 M

POLYURETHANE TIMING BELTS

T-Series

T20



Pulleys pg #157



Truly Endless "BFX"



Specifications

Widths (mm) In between widths available	16	20	25	32	50	75	100	150
Lengths	See Standard Lengths Below Additional lengths available up to 22,000mm. In between lengths available starting at a minimum length of 1,100mm.							
Available Options See page# 130	Nylon coating tooth side (PAZ), Polyurethane cover (T-Cover), Double-sided (DL), Extra thickness (DR)							
Tension Member Options	Steel standard Hi-flex steel VA301 Stainless steel VA316 Hi-flex Stainless steel							

STANDARD LENGTHS

Pitch/Length Version	Number of Teeth	Pitch/Length Version	Number of Teeth	Pitch/Length Version	Number of Teeth	Pitch/Length Version	Number of Teeth
T20 / 1260 SFX	63	T20 / 2120 BFX	106	T20 / 3360 BFX	168	T20 / 5600 BFX	280
T20 / 1460 SFX	73	T20 / 2240 BFX	112	T20 / 3560 BFX	178	T20 / 6000 BFX	300
T20 / 1500 BFX	75	T20 / 2360 BFX	118	T20 / 3620 BFX	181	T20 / 6300 BFX	315
T20 / 1600 BFX	80	T20 / 2500 BFX	125	T20 / 3760 BFX	188	T20 / 6700 BFX	335
T20 / 1700 BFX	85	T20 / 2600 SFX	130	T20 / 4000 BFX	200	T20 / 7100 BFX	355
T20 / 1780 SFX	89	T20 / 2660 BFX	133	T20 / 4260 BFX	213	T20 / 7500 BFX	375
T20 / 1800 BFX	90	T20 / 2800 BFX	140	T20 / 4500 BFX	225	T20 / 8000 BFX	400
T20 / 1880 SFX	94	T20 / 3000 BFX	150	T20 / 4760 BFX	238	T20 / 8500 BFX	425
T20 / 1900 BFX	95	T20 / 3100 SFX	155	T20 / 5000 BFX	250	T20 / 9000 BFX	450
T20 / 2000 BFX	100	T20 / 3160 BFX	158	T20 / 5300 BFX	265		


Ordering Example: Polyurethane Timing Belt

[WIDTH] [PITCH] / [LENGTH] [CONSTRUCTION]
50 T20 / 5000 BFX

POLYURETHANE TIMING BELTS

AT-Series


AT3



Pulleys pg #157




Open-Ended "M"



Specifications

Widths (mm) In between widths available	6	8	10	12	16	20	25
Lengths	Any lengths available - Stock rolls 50 meters						
Available Options See page# 130	Nylon coating tooth side (PAZ), Nylon backing (PAR)						
Tension Member Options	Steel standard Hi-flex steel VA301 Stainless steel VA316 Hi-flex Stainless steel Kevlar®						

Spliced and Welded "V"



Specifications

Widths (mm) In between widths available	8	10	12	16	20	25
Min. Joined Length (mm) Increasing in one tooth increments	879					
Available Options See page# 130	Nylon coating tooth side (PAZ), Nylon backing (PAR)					
Tension Member Options	Steel standard Hi-flex steel VA301 Stainless steel Kevlar®					

Ordering Example: Polyurethane Timing Belt

[WIDTH] [PITCH] / [LENGTH] [CONSTRUCTION]

16 AT3 / 1500 M

POLYURETHANE TIMING BELTS

AT-Series

AT3



Pulleys pg #157



Truly Endless "BFX"



Specifications

Widths (mm) In between widths available	6	8	10	12	16	20	25	32	50	75	100
Lengths	See Standard Lengths Below Additional lengths available up to 1,710mm. In between lengths available starting at a minimum length of 720mm.										
Available Options See page# 130	Nylon coating tooth side (PAZ)										
Tension Member Options	Steel standard VA301 Stainless Steel Hi-flex VA316 stainless steel Kevlar® available with SFX only										

STANDARD LENGTHS

Pitch/Length Version	Number of Teeth
AT3 / 150 SFX	50
AT3 / 201 SFX	67
AT3 / 252 SFX	84
AT3 / 267 SFX	89
AT3 / 270 SFX	90
AT3 / 300 SFX	100
AT3 / 351 SFX	117
AT3 / 399 SFX	133
AT3 / 417 SFX	139
AT3 / 450 SFX	150

Pitch/Length Version	Number of Teeth
AT3 / 501 SFX	167
AT3 / 549 SFX	183
AT3 / 600 SFX	200
AT3 / 639 SFX	213
AT3 / 720 BFX	240
AT3 / 816 SFX	272
AT3 / 819 BFX	273
AT3 / 900 SFX	300
AT3 / 918 BFX	306
AT3 / 1011 SFX	337

Ordering Example: Polyurethane Timing Belt

[WIDTH] [PITCH] / [LENGTH] [CONSTRUCTION]

16 AT3 / 1710 BFX

POLYURETHANE TIMING BELTS


AT-Series

AT5

Pulleys pg #157




Open-Ended "M"



Specifications

Widths (mm) In between widths available	6	8	10	12	16	20	25	32	50	75	100
Lengths	Any lengths available - Stock rolls 50 meters										
Available Options See page# 130	Nylon coating tooth side (PAZ), Nylon backing (PAR), Nylon both sides (PAZ-PAR), Polyurethane cover (T-Cover), Extra thickness (DR)										
Tension Member Options	Hi-flex Steel standard Steel optional VA301 stainless steel VA316 Hi-flex stainless steel Kevlar®										

Spliced and Welded "V"



Specifications

Widths (mm) In between widths available	10	12	16	20	25	32	50	75	100	
Min. Joined Length (mm) Increasing in one tooth increments	400									
Available Options See page# 130	Nylon coating tooth side (PAZ), Nylon backing (PAR), Nylon both sides (PAZ-PAR), Polyurethane cover (T-Cover), Extra thickness (DR)									
Tension Member Options	Hi-flex Steel standard Steel optional VA301 stainless steel VA316 Hi-flex stainless steel Kevlar®									

Ordering Example: Polyurethane Timing Belt

[WIDTH] [PITCH] / [LENGTH] [CONSTRUCTION]

25 AT5 / 5000 M

POLYURETHANE TIMING BELTS

AT-Series

AT5



Pulleys pg #157



Truly Endless "BFX"



Specifications

Widths (mm) In between widths available	6	8	10	12	16	20	25	32	50	75	100
Lengths	See Standard Lengths Below Additional lengths available up to 15,000mm. In between lengths available starting at a minimum length of 720mm.										
Available Options See page# 130	Nylon coating tooth side (PAZ), Double-sided (DL), Extra thickness (DR)										
Tension Member Options	Hi-flex Steel standard Steel optional VA301 Stainless steel VA316 Hi-flex stainless steel Kevlar®										

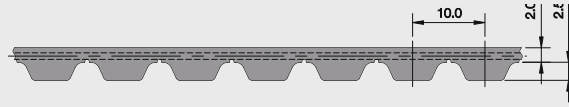
STANDARD LENGTHS

Pitch/Length Version	Number of Teeth	Pitch/Length Version	Number of Teeth	Pitch/Length Version	Number of Teeth	Pitch/Length Version	Number of Teeth
AT5 / 225 BFX	45	AT5 / 620 SFX	124	AT5 / 1020 BFX	204	AT5 / 3000 BFX	600
AT5 / 255 BFX	51	AT5 / 630 SFX	126	AT5 / 1050 SFX	210	AT5 / 3150 BFX	630
AT5 / 260 SFX	52	AT5 / 660 BFX	132	AT5 / 1075 BFX	215	AT5 / 3350 BFX	760
AT5 / 280 BFX	56	AT5 / 670 SFX	134	AT5 / 1100 BFX	220	AT5 / 3550 BFX	710
AT5 / 300 SFX	60	AT5 / 690 SFX	138	AT5 / 1125 BFX	225	AT5 / 3750 BFX	750
AT5 / 305 BFX	61	AT5 / 710 SFX	142	AT5 / 1215 BFX	243	AT5 / 4000 BFX	800
AT5 / 330 SFX	66	AT5 / 720 BFX	144	AT5 / 1380 BFX	276	AT5 / 4250 BFX	850
AT5 / 340 BFX	68	AT5 / 750 SFX	150	AT5 / 1400 BFX	280	AT5 / 4500 BFX	900
AT5 / 375 SFX	75	AT5 / 780 BFX	156	AT5 / 1500 BFX	300	AT5 / 4750 BFX	950
AT5 / 390 BFX	78	AT5 / 825 SFX	165	AT5 / 1600 BFX	320	AT5 / 5000 BFX	100
AT5 / 420 BFX	84	AT5 / 840 BFX	168	AT5 / 1700 BFX	340	AT5 / 5300 BFX	1060
AT5 / 450 SFX	90	AT5 / 855 BFX	171	AT5 / 1800 BFX	360	AT5 / 5600 BFX	1120
AT5 / 455 BFX	91	AT5 / 860 SFX	172	AT5 / 1900 BFX	380	AT5 / 6000 BFX	1200
AT5 / 480 SFX	96	AT5 / 875 BFX	175	AT5 / 2000 BFX	400	AT5 / 6300 BFX	1260
AT5 / 490 SFX	98	AT5 / 900 SFX	180	AT5 / 2120 BFX	424	AT5 / 6700 BFX	1340
AT5 / 500 BFX	100	AT5 / 920 SFX	184	AT5 / 2240 BFX	448	AT5 / 7100 BFX	1420
AT5 / 525 SFX	105	AT5 / 960 BFX	192	AT5 / 2360 BFX	472	AT5 / 7500 BFX	1500
AT5 / 545 BFX	109	AT5 / 975 SFX	195	AT5 / 2500 BFX	500		
AT5 / 600 SFX	120	AT5 / 990 BFX	198	AT5 / 2650 BFX	530		
AT5 / 610 BFX	122	AT5 / 1005 BFX	201	AT5 / 2800 BFX	560		

POLYURETHANE TIMING BELTS

AT-Series


AT10



Pulleys pg #157




Open-Ended "M"



Specifications

Widths (mm) In between widths available	10	12	16	20	25	32	50	75	100	150
Lengths	Any lengths available - Stock rolls 50 meters									
Available Options See page# 130	Nylon coating tooth side (PAZ), Nylon backing (PAR), Nylon both sides (PAZ-PAR), Polyurethane cover (T-Cover), Extra thickness (DR), Double Sided (DL)									
Tension Member Options	Steel standard Hi-flex steel VA301 Stainless steel VA316 Hi-flex Stainless steel Kevlar®									

Spliced and Welded "V"



Specifications

Widths (mm) In between widths available	20	25	32	50	75	100	150
Min. Joined Length (mm) Increasing in one tooth increments	400				500		
Available Options See page# 130	Nylon coating tooth side (PAZ), Nylon backing (PAR), Nylon both sides (PAZ-PAR), Polyurethane cover (T-Cover), Extra thickness (DR), Double Sided (DL)						
Tension Member Options	Steel standard Hi-flex steel VA301 Stainless steel VA316 Hi-flex Stainless steel Kevlar®						

Note: For field connection kit options please see page 153

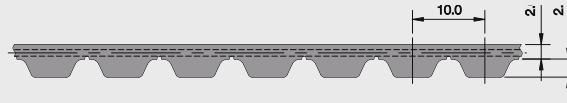
Ordering Example: Polyurethane Timing Belt

[WIDTH] [PITCH] / [LENGTH] [CONSTRUCTION]
50 AT10 / 5000 M

POLYURETHANE TIMING BELTS

AT-Series

AT10



Pulleys pg #157



Truly Endless "BFX"



Specifications

Widths (mm) In between widths available	10	12	16	20	25	32	50	75	100	150
Lengths	See Standard Lengths Below Additional lengths available up to 22,000mm. In between lengths available starting at a minimum length of 720mm.									
Available Options See page# 130	Nylon coating tooth side (PAZ), Double-sided (DL), Polyurethane cover (T-Cover), Extra thickness (DR)									
Tension Member Options	Steel standard Hi-flex steel Polyurethane sealed steel VA301 Stainless steel VA316 Hi-flex Stainless steel Kevlar®									

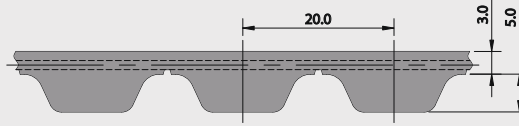
STANDARD LENGTHS

Pitch/Length Version	Number of Teeth	Pitch/Length Version	Number of Teeth	Pitch/Length Version	Number of Teeth	Pitch/Length Version	Number of Teeth
AT10 / 400 BFX	40	AT10 / 920 BFX	92	AT10 / 1420 BFX	142	AT10 / 3350 BFX	335
AT10 / 440 SFX	44	AT10 / 960 BFX	96	AT10 / 1480 BFX	148	AT10 / 3550 BFX	355
AT10 / 500 BFX	50	AT10 / 970 BFX	97	AT10 / 1500 BFX	150	AT10 / 3750 BFX	375
AT10 / 530 BFX	53	AT10 / 980 BFX	98	AT10 / 1530 BFX	153	AT10 / 4000 BFX	400
AT10 / 560 BFX	56	AT10 / 1000 SFX	100	AT10 / 1600 BFX	160	AT10 / 4250 BFX	425
AT10 / 580 SFX	58	AT10 / 1010 BFX	101	AT10 / 1700 BFX	170	AT10 / 4500 BFX	450
AT10 / 600 SFX	60	AT10 / 1050 SFX	105	AT10 / 1720 BFX	172	AT10 / 4750 BFX	475
AT10 / 610 BFX	61	AT10 / 1080 BFX	108	AT10 / 1800 BFX	180	AT10 / 5000 BFX	500
AT10 / 630 BFX	63	AT10 / 1100 BFX	110	AT10 / 1860 BFX	186	AT10 / 5300 BFX	530
AT10 / 660 BFX	66	AT10 / 1150 BFX	115	AT10 / 1900 BFX	190	AT10 / 5600 BFX	560
AT10 / 700 BFX	70	AT10 / 1200 BFX	120	AT10 / 1940 BFX	194	AT10 / 6000 BFX	600
AT10 / 720 BFX	72	AT10 / 1210 BFX	121	AT10 / 2000 BFX	200	AT10 / 6300 BFX	630
AT10 / 730 SFX	73	AT10 / 1240 BFX	124	AT10 / 2120 BFX	212	AT10 / 6700 BFX	670
AT10 / 780 BFX	78	AT10 / 1250 BFX	125	AT10 / 2240 BFX	224	AT10 / 7100 BFX	710
AT10 / 800 BFX	80	AT10 / 1280 BFX	128	AT10 / 2360 BFX	236	AT10 / 7500 BFX	750
AT10 / 810 BFX	81	AT10 / 1300 BFX	130	AT10 / 2500 BFX	250	AT10 / 8000 BFX	800
AT10 / 840 BFX	84	AT10 / 1320 BFX	132	AT10 / 2650 BFX	265	AT10 / 9000 BFX	900
AT10 / 850 BFX	85	AT10 / 1350 BFX	135	AT10 / 2800 BFX	280		
AT10 / 880 BFX	88	AT10 / 1360 BFX	136	AT10 / 3000 BFX	300		
AT10 / 890 BFX	89	AT10 / 1400 BFX	140	AT10 / 3150 BFX	315		

POLYURETHANE TIMING BELTS

AT-Series


AT20



Pulleys pg #157




Open-Ended "M"



Specifications

Widths (mm) In between widths available	25	32	50	75	100	150
Lengths	Any lengths available - Stock rolls 50 meters					
Available Options See page# 130	Nylon coating tooth side (PAZ), Nylon backing (PAR), Nylon both sides (PAZ-PAR), Polyurethane cover (T-Cover)					
Tension Member Options	Steel standard Hi-flex steel VA301 Stainless steel VA316 Hi-flex Stainless steel Kevlar®					

Spliced and Welded "V"



Specifications

Widths (mm) In between widths available	25	32	50	75	100	150
Min. Joined Length (mm) Increasing in one tooth increments	920		1,000			
Available Options See page# 130	Nylon coating tooth side (PAZ), Nylon backing (PAR), Nylon both sides (PAZ-PAR), Polyurethane cover (T-Cover)					
Tension Member Options	Steel standard Hi-flex steel VA301 Stainless steel VA316 Hi-flex Stainless steel Kevlar®					

Note: Minimum weld length is not recommended for widths less than 25mm
Note: For field connection kit options please see page 153

Ordering Example: Polyurethane Timing Belt

[WIDTH] [PITCH] / [LENGTH] [CONSTRUCTION]

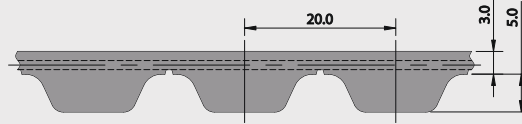
50 AT20 / 5000 M

POLYURETHANE TIMING BELTS

AT-Series

Pulleys pg #157

AT20



Truly Endless "BFX"



Specifications

Widths (mm) In between widths available	25	32	50	75	100	150
Lengths	See Standard Lengths Below Additional lengths available up to 22,000mm. In between lengths available starting at a minimum length of 1,100mm.					
Available Options See page# 130	Nylon coating tooth side (PAZ), Double-sided (DL), Polyurethane cover (T-Cover), Extra thickness (DR)					
Tension Member Options	Steel standard Hi-flex steel Polyurethane sealed steel VA301 Stainless steel VA316 Hi-flex Stainless steel					

STANDARD LENGTHS

Pitch/Length Version	Number of Teeth
AT20 / 1000 SFX	50
AT20 / 1100 SFX	55
AT20 / 1200 SFX	60
AT20 / 1260 SFX	63
AT20 / 1500 BFX	75
AT20 / 1600 BFX	80
AT20 / 1700 BFX	85
AT20 / 1760 BFX	88
AT20 / 1800 BFX	90
AT20 / 1900 BFX	95
AT20 / 1960 BFX	98
AT20 / 2000 BFX	100
AT20 / 2120 BFX	106

Pitch/Length Version	Number of Teeth
AT20 / 2240 BFX	112
AT20 / 2360 BFX	118
AT20 / 2500 BFX	125
AT20 / 2660 BFX	133
AT20 / 2800 BFX	140
AT20 / 3000 BFX	150
AT20 / 3160 BFX	158
AT20 / 3360 BFX	168
AT20 / 3560 BFX	178
AT20 / 3760 BFX	188
AT20 / 4000 BFX	200
AT20 / 4260 BFX	213
AT20 / 4500 BFX	225

Pitch/Length Version	Number of Teeth
AT20 / 4760 BFX	238
AT20 / 5000 BFX	250
AT20 / 5300 BFX	265
AT20 / 5600 BFX	280
AT20 / 6000 BFX	300
AT20 / 6300 BFX	315
AT20 / 6700 BFX	335
AT20 / 7100 BFX	355
AT20 / 7500 BFX	375
AT20 / 8000 BFX	400
AT20 / 8500 BFX	425
AT20 / 9000 BFX	450

Ordering Example: Polyurethane Timing Belt

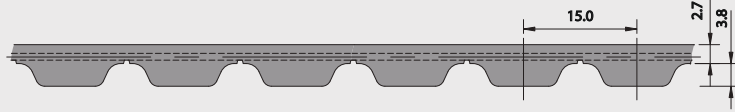
[WIDTH] [PITCH] / [LENGTH] [CONSTRUCTION]

50 AT20 / 5000 BFX

POLYURETHANE TIMING BELTS

ATS-Series


ATS15



Pulleys pg #157



Open-Ended "M"



Specifications

Widths (mm) In between widths available	25	32	50	75	100	150
Lengths	Any lengths available - Stock rolls 50 meters					
Available Options See page# 130	Nylon coating tooth side (PAZ)					
Tension Member Options	Steel standard					
	Hi-flex steel					
	VA301 Stainless steel					
	VA316 Hi-flex Stainless steel					
	Kevlar®					

MAXIMUM ALLOWABLE TENSILE STRENGTH

Belt Width	25	32	50	75	100	150
Truly Endless - BFX Steel Cord	6,150 N	7,995 N	12,915 N	19,680 N	26,445 N	-
Truly Endless - BFX Stainless Steel Cord	4,900 N	6,370 N	10,290 N	15,680 N	21,070 N	-
Open Ended - M Steel Cord	6,765 N	8,650 N	13,530 N	20,295 N	27,050 N	40,590 N
Open Ended - M Stainless Steel Cord	5,390 N	6,900 N	10,780 N	16,170 N	21,560 N	32,340 N

Ordering Example: Polyurethane Timing Belt

[WIDTH] [PITCH] / [LENGTH] [CONSTRUCTION]

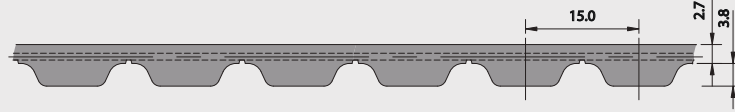
50 ATS15 / 5295 M



POLYURETHANE TIMING BELTS

ATS-Series

ATS15



Pulleys pg #157



Truly Endless "BFX"



Specifications

Widths (mm) In between widths available	25	32	50	75	100	150
Lengths	See Standard Lengths Below Additional Lengths available up to 20,000mm. In between lengths available starting at a minimum length of 720mm.					
Available Options See page# 130	Nylon coating tooth side (PAZ), Double-sided (DL)					
Tension Member Options	Steel standard Hi-flex steel VA301 Stainless steel VA316 Hi-flex Stainless steel Kevlar®					

STANDARD LENGTHS

ATS15 Pitch/Length Version	Number of Teeth
ATS15 / 1500 BFX	100
ATS15 / 1590 BFX	106
ATS15 / 1605 BFX	107
ATS15 / 1620 BFX	108
ATS15 / 1710 BFX	114
ATS15 / 1800 BFX	120
ATS15 / 1815 BFX	121
ATS15 / 1905 BFX	127
ATS15 / 1995 BFX	133
ATS15 / 2250 BFX	150

ATS15 Pitch/Length Version	Number of Teeth
ATS15 / 2505 BFX	167
ATS15 / 2790 BFX	186
ATS15 / 3000 BFX	200
ATS15 / 3285 BFX	219
ATS15 / 3495 BFX	233
ATS15 / 3750 BFX	250
ATS15 / 4005 BFX	267
ATS15 / 4245 BFX	283
ATS15 / 4500 BFX	300
ATS15 / 4740 BFX	316

ATS15 Pitch/Length Version	Number of Teeth
ATS15 / 4995 BFX	333
ATS15 / 5295 BFX	353
ATS15 / 5760 BFX	384
ATS15 / 6000 BFX	400
ATS15 / 6300 BFX	420
ATS15 / 6705 BFX	447
ATS15 / 7095 BFX	473
ATS15 / 7500 BFX	500

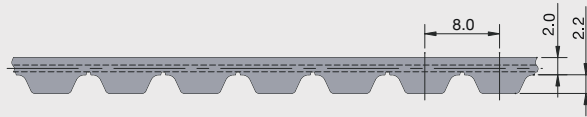
Ordering Example: Polyurethane Timing Belt

[WIDTH] [PITCH] / [LENGTH] [CONSTRUCTION]
50 ATS15 / 5295 BFX

POLYURETHANE TIMING BELTS

move-series®

AT8




Contact us



for custom pulleys

Truly Endless “BFX”



Specifications

Widths (mm) In between widths available	16	25	32	50	75	100
Lengths	Additional lengths up to 13,000. In-between lengths available starting at a minimum length of 1408mm.					
Material	TPUST1					
Belt Color	Red/White Laminate					
Tension Members	<i>move</i> high strength steel					

NOTE: For standard lengths please contact customer service at 732-460-9500

This new generation of timing belt delivers the power that modern applications require, with custom-engineered steel cord tension members and tooth geometry optimized through 3D motion FEA. This allows for up to 75% more tensile strength and reduces areas of high stress. *move*-series® provides a durable solution, with a friction-optimizing laminate coating to minimize wear and increase service life. *move*-series® affords space and cost savings. With a higher transmittable force, belt drives can be more compact and powerful.

Ordering Example: *move*-series®

[WIDTH] [PITCH] / [LENGTH] [CONSTRUCTION]

25 AT8 MOV / 2500 BFX

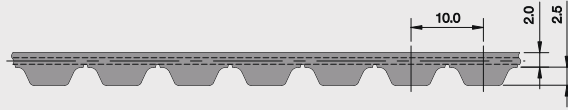


POLYURETHANE TIMING BELTS


move-series®

Pulleys pg #157

AT10



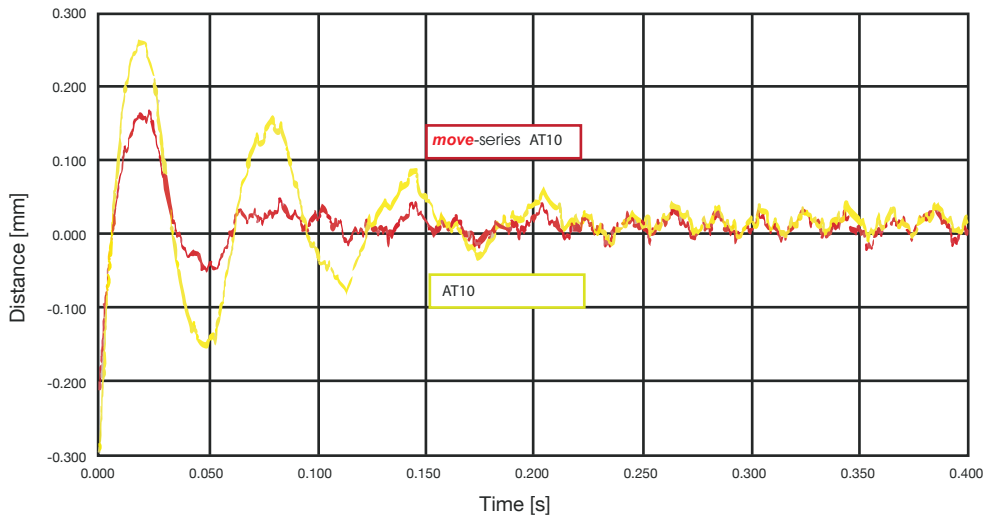
Open-Ended "M"



Specifications

Widths (mm) In between widths available	25	32	50	75	100
Lengths	Any lengths available - Stock Rolls 50 Meters				
Material	TPUST1				
Belt Color	Red/White Laminate				
Tension Members	<i>move</i> high strength steel				

Settling Time



Open ended *move-series*® demonstrates its strengths particularly well in linear drive applications. This chart shows how the stiffness of *move* dramatically reduces settling time.

move-series® is a superior strength timing belt designed for high-performance drives. It is available as open-ended code "M" for linear drive applications and truly endless code "BFX" for power transmission applications.

Ordering Example: *move-series*®

[WIDTH] [PITCH] / [LENGTH] [CONSTRUCTION]

32 AT10 MOV / 1240 M

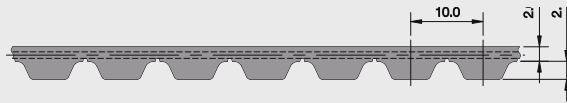


POLYURETHANE TIMING BELTS


move-series®

Pulleys pg #157

AT10



Truly Endless "BFX"



Specifications

Widths (mm) In between widths available	25	32	50	75	100
Lengths	See Standard Lengths Below Additional lengths available up to 30,500mm. In between lengths available starting at a minimum length of 1,400mm.				
Material	TPUST1				
Belt Color	Red/White Laminate				
Tension Members	move high strength steel				

STANDARD LENGTHS

AT10move Pitch/Length Version	Number of Teeth
AT10 MOV / 720 BFX	72
AT10 MOV / 730 BFX	73
AT10 MOV / 780 BFX	78
AT10 MOV / 800 BFX	80
AT10 MOV / 840 BFX	84
AT10 MOV / 920 BFX	92
AT10 MOV / 980 BFX	98
AT10 MOV / 1080 BFX	108
AT10 MOV / 1120 BFX	112
AT10 MOV / 1150 BFX	115
AT10 MOV / 1240 BFX	124
AT10 MOV / 1280 BFX	128
AT10 MOV / 1400 BFX	140
AT10 MOV / 1500 BFX	150
AT10 MOV / 1600 BFX	160

AT10move Pitch/Length Version	Number of Teeth
AT10 MOV / 1700 BFX	170
AT10 MOV / 1800 BFX	180
AT10 MOV / 1900 BFX	190
AT10 MOV / 2000 BFX	200
AT10 MOV / 2120 BFX	212
AT10 MOV / 2240 BFX	224
AT10 MOV / 2360 BFX	236
AT10 MOV / 2500 BFX	250
AT10 MOV / 2650 BFX	265
AT10 MOV / 2800 BFX	280
AT10 MOV / 3000 BFX	300
AT10 MOV / 3150 BFX	315
AT10 MOV / 3350 BFX	335
AT10 MOV / 3550 BFX	355

AT10move Pitch/Length Version	Number of Teeth
AT10 MOV / 3750 BFX	375
AT10 MOV / 4000 BFX	400
AT10 MOV / 4250 BFX	425
AT10 MOV / 4500 BFX	450
AT10 MOV / 4750 BFX	475
AT10 MOV / 5000 BFX	500
AT10 MOV / 5300 BFX	530
AT10 MOV / 5600 BFX	560
AT10 MOV / 6000 BFX	600
AT10 MOV / 6300 BFX	630
AT10 MOV / 6700 BFX	670
AT10 MOV / 7100 BFX	710
AT10 MOV / 7500 BFX	750
AT10 MOV / 8000 BFX	800
AT10 MOV / 9000 BFX	900

Ordering Example: **move-series®**

[WIDTH] [PITCH] / [LENGTH] [CONSTRUCTION]

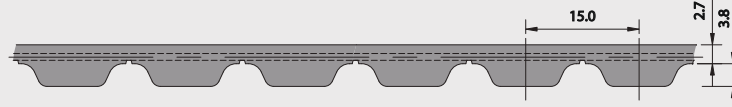
32 AT10 MOV / 1240 BFX



POLYURETHANE TIMING BELTS

move-series®


AT15



Pulleys pg #157



Open-Ended "M"



Specifications

Widths (mm) In between widths available	25	32	50	75	100	150
Lengths	Any Lengths available - Stock Rolls 50 Meters					
Material	TPUST1					
Belt Color	Red/White Laminate					
Tension Members	<i>move</i> high strength steel					

The AT15 *move* is the strongest polyurethane timing belt you can buy. It is specifically designed for heavy-duty high-performance drives with a particularly high stiffness requirement. It is also made for linear drive applications where short settling times and high positioning accuracy are a necessity.

The specially developed steel cord tension members increase belt stiffness and tear-resistance, making transmission of stronger forces possible. As with AT10 *move*, you can select a narrower timing belt making a more compact drive design possible.

Advantages of *move*-series®

- Up to 75% higher stiffness and tensile strength
- Up to 30% higher transmittable force
- Permits reducing the belt width by one standard size
- Narrower drive reduces drive inertia and noise
- Reduced wear and increased service life
- More chain to belt conversions possible
- Significantly increases safety factor when staying with original width

Ordering Example: *move*-series®

[WIDTH] [PITCH] / [LENGTH] [CONSTRUCTION]
32 **AT15 MOV** / **4005** **M**

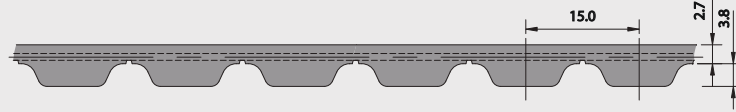


POLYURETHANE TIMING BELTS


move-series®

Pulleys pg #157

AT15



Truly Endless “BFX”



Specifications

Widths (mm) In between widths available	25	32	50	75	100
Lengths	See Standard Lengths Below Additional lengths available up to 30,495mm. In between lengths available starting at a minimum length of 1,410mm.				
Material	TPUST1				
Belt Color	Red/White Laminate				
Tension Members	<i>move</i> high strength steel				

STANDARD LENGTHS

AT15 <i>move</i> Pitch/Length Version	Number of Teeth
AT15 MOV / 1500 BFX	100
AT15 MOV / 1590 BFX	106
AT15 MOV / 1710 BFX	114
AT15 MOV / 1800 BFX	120
AT15 MOV / 1905 BFX	127
AT15 MOV / 1995 BFX	133
AT15 MOV / 2250 BFX	150
AT15 MOV / 2505 BFX	167
AT15 MOV / 2790 BFX	186

AT15 <i>move</i> Pitch/Length Version	Number of Teeth
AT15 MOV / 3000 BFX	200
AT15 MOV / 3285 BFX	219
AT15 MOV / 3495 BFX	233
AT15 MOV / 3750 BFX	250
AT15 MOV / 4005 BFX	267
AT15 MOV / 4245 BFX	283
AT15 MOV / 4500 BFX	300
AT15 MOV / 4740 BFX	316
AT15 MOV / 4995 BFX	333

AT15 <i>move</i> Pitch/Length Version	Number of Teeth
AT15 MOV / 5295 BFX	353
AT15 MOV / 5595 BFX	373
AT15 MOV / 5760 BFX	384
AT15 MOV / 6000 BFX	400
AT15 MOV / 6300 BFX	420
AT15 MOV / 6705 BFX	447
AT15 MOV / 7095 BFX	473
AT15 MOV / 7500 BFX	500

Ordering Example: *move*-series®

[WIDTH] [PITCH] / [LENGTH] [CONSTRUCTION]
32 **AT15 MOV** / **4005** **BFX**





Characteristics



Advantages of BRECOprotect®

- Fully encapsulated cords for use in wash down applications
- Blue polyurethane for food inspection vision systems
- Easy-to-clean smooth outer surfaces with sealed edges
- Length tolerance/pretension consistent under varying humidity
- Steel cord belt strength and stiffness
- Resistant to oils and greases
- Meets FDA requirements



BRECOprotect® timing belts provide stiffness, accuracy and tooth shear strength. The steel tension members give you the advantage of stable length tolerance and pretension under varying humidity conditions unlike Kevlar® which offers low stiffness, and expands and contracts with varying humidity. These properties make BRECOprotect® the ideal timing belt for linear drives and conveying applications in the food processing industry.



Ordering Example: BRECOprotect®

[WIDTH] [PITCH] / [LENGTH] [CONSTRUCTION]

32 AT10 PRO / 3000 M



Availability

BRECOprotect® timing belts are available in widths from 25mm to 100mm. The timing belts AT10, AT15, AT20 and T10 as well as the flat belt type F3 in width of 50mm are available, either with open-ended belt lengths or in spliced and welded designs. The T10 timing belt is also available with aramid tension members. The chart below illustrates BRECOprotect® available pitches in each construction and width.

BRECOprotect® Availability	16 mm	25 mm	32 mm	50 mm	75 mm	100 mm
AT5 PRO (M/V)	x	✓	x	✓	✓	✓
AT10 PRO (M/V)	x	✓	✓	✓	✓	✓
AT15 PRO (M/V)	x	✓	✓	✓	✓	✓
AT20 PRO (M/V)	x	✓	x	✓	✓	✓
T10 PRO (M/V)	✓	✓	✓	✓	✓	✓
T20 PRO (M/V)	x	✓	x	✓	x	x
F3 PRO (M)	x	✓	x	✓	x	x

✓ = available x = unavailable

APPLICATION:

Linear drives, indexing, conveying
 FDA approved blue polyurethane for food inspection
 vision systems

TENSION MEMBER:

High carbon steel cord, fully encapsulated

POLYURETHANE:

Food grade TPU-AU1, meets CFR 177.1680,
 EC 1935-2004,2002/72/EU,90/128/CEE,96/11/CE

EDGES:

Sealed edges at standard belt widths

ENDS:

Sealed ends optional



Ordering Example: BRECOprotect®

[WIDTH] [PITCH] / [LENGTH] [CONSTRUCTION]
32 AT10 PRO / 3000 M



Characteristics

TPEX*classic* is a cost-effective polyurethane timing belt with an extruded FDA-compliant backing, providing a belting solution designed specifically for low- to moderate-load conveying applications. With its soft grip and durability, TPEX*classic* delivers what simple conveyors need without added complexity.

ADVANTAGES

The TPEX*classic* design allows engineers to prioritize cost, reliability, and availability for simple conveying systems that don't require maximum performance tolerances. For the right applications, TPEX*classic* provides significant benefits, including:

- **3-day lead times***
- **Extruded backing** for extra-strong bond
- **FDA-compliant backing** material
- **Cost-optimized** materials and manufacturing processes
- Easy integration with existing T10 pulleys
- Shorter production timeline compared to belts with applied backings

MATERIALS

TPEX*classic* belts combine specialized belting materials and an extruded backing to achieve desired conveying performance.



APPLICATIONS

Achieving desired conveying performance while balancing cost and lead time is now possible with TPEX*classic*. TPEX*classic* is ideal for specific applications, such as:

- Low- to moderate-load conveying systems
- Food and beverage systems
- Pharmaceutical packaging systems
- General lightweight product transport systems
- Wet product conveying
- Fast replacement requirements



Ordering Example: TPEX*classic*

[WIDTH] [PITCH] / [LENGTH] [CONSTRUCTION] [TPEX RED]

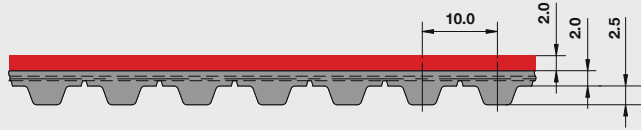
100 T10 CLA / 500 V TPEX RED

*Lead time subject to change with stock availability.

POLYURETHANE TIMING BELTS

TPEX*classic*


T10



Pulleys pg #157




Spliced and Welded "V"



Specifications

Widths (mm) In between widths available	16	25	32	50	64	75	100
Min. Joined Length (mm) Increasing in one tooth increments	400						500
Admissible Tensile Force (N/10mm belt width)	440						
Minimum Pulley Diameter (mm)	60						

TPEX*classic* Backing



Specifications

Standard thickness (mm)	2
Tolerance for Total Thickness	± 0.4mm (ground ±0.1mm) (timing belt + coating)
Coefficient of friction (aluminum)	0.70
Hardness	41 Shore A
Temperature Range	-40°F to 176°F (-40°C to 80°C)
Machinability	Grooves and slitting possible
Compliance	FDA (EU10/2011)

Resistances:



STANDARD MATERIALS

Belt Material	Tension Members	Backing Material	Backing Application
TPU-CLA	STA-CLA 0.6	Thermoplastic Elastomer (TPE)	Extrusion

Ordering Example: TPEX*classic*

[WIDTH] [PITCH] / [LENGTH] [CONSTRUCTION] [TPEX RED]

100 T10 CLA / 500 V TPEX RED

POLYURETHANE TIMING BELTS

Redflex GEN III-Series

Pulleys pg #157



AT3 and AT5

AT3 Redflex GEN III

Truly Endless "SFX"



Specifications

Widths (mm) In between widths available	6	10	16	25	32	50	75	100
Lengths	For available lengths see below No in between lengths available							
Tension Members	Steel standard, Kevlar® optional							



Pitch/Length Version	Number of Teeth
AT3 / 150 SFX	50
AT3 / 201 SFX	67
AT3 / 252 SFX	84
AT3 / 267 SFX	89
AT3 / 270 SFX	90
AT3 / 300 SFX	100

Pitch/Length Version	Number of Teeth
AT3 / 351 SFX	117
AT3 / 399 SFX	133
AT3 / 417 SFX	139
AT3 / 450 SFX	150
AT3 / 501 SFX	167
AT3 / 549 SFX	183

Pitch/Length Version	Number of Teeth
AT3 / 600 SFX	200
AT3 / 639 SFX	213
AT3 / 816 SFX	272
AT3 / 900 SFX	300
AT3 / 1011 SFX	337

AT5 Redflex GEN III

Truly Endless "SFX"



Specifications

Widths (mm) In between widths available	6	10	16	25	32	50	75	100
Lengths	For available lengths see below No in between lengths available							
Tension Members	Steel standard							



Pitch/Length Version	Number of Teeth
AT5 / 225 SFX	45
AT5 / 255 SFX	51
AT5 / 260 SFX	52
AT5 / 280 SFX	56
AT5 / 300 SFX	60
AT5 / 330 SFX	66
AT5 / 340 SFX	68
AT5 / 375 SFX	75
AT5 / 390 SFX	78
AT5 / 420 SFX	84
AT5 / 450 SFX	90

Pitch/Length Version	Number of Teeth
AT5 / 455 SFX	91
AT5 / 480 SFX	96
AT5 / 490 SFX	98
AT5 / 500 SFX	100
AT5 / 525 SFX	105
AT5 / 545 SFX	109
AT5 / 600 SFX	120
AT5 / 610 SFX	122
AT5 / 620 SFX	124
AT5 / 630 SFX	126
AT5 / 660 SFX	132

Pitch/Length Version	Number of Teeth
AT5 / 670 SFX	134
AT5 / 690 SFX	138
AT5 / 710 SFX	142
AT5 / 720 SFX	144
AT5 / 750 SFX	150
AT5 / 780 SFX	156
AT5 / 825 SFX	165
AT5 / 860 SFX	172
AT5 / 875 SFX	175
AT5 / 900 SFX	180
AT5 / 920 SFX	184

Pitch/Length Version	Number of Teeth
AT5 / 975 SFX	195
AT5 / 1050 SFX	210
AT5 / 1125 SFX	225
AT5 / 1230 SFX	246
AT5 / 1500 SFX	300
AT5 / 1750 SFX	350
AT5 / 2000 SFX	400
AT5 / 3800 SFX	760

POLYURETHANE TIMING BELTS

Redflex GEN III-Series

Pulleys pg #157

AT10 and ATP10



AT10 Redflex GEN III

Truly Endless "SFX"



Specifications


Widths (mm) In between widths available	16	25	32	50	75	100	150
Tension Members	Steel standard						



Pitch/Length Version	Number of Teeth	Pitch/Length Version	Number of Teeth	Pitch/Length Version	Number of Teeth	Pitch/Length Version	Number of Teeth
AT10 / 500 SFX	50	AT10 / 880 SFX	88	AT10 / 1200 SFX	120	AT10 / 1600 SFX	160
AT10 / 560 SFX	56	AT10 / 890 SFX	89	AT10 / 1210 SFX	121	AT10 / 1700 SFX	170
AT10 / 580 SFX	58	AT10 / 920 SFX	92	AT10 / 1250 SFX	125	AT10 / 1720 SFX	172
AT10 / 600 SFX	60	AT10 / 960 SFX	96	AT10 / 1280 SFX	128	AT10 / 1800 SFX	180
AT10 / 610 SFX	61	AT10 / 980 SFX	98	AT10 / 1300 SFX	130	AT10 / 1860 SFX	186
AT10 / 660 SFX	66	AT10 / 1000 SFX	100	AT10 / 1320 SFX	132	AT10 / 1940 SFX	194
AT10 / 700 SFX	70	AT10 / 1010 SFX	101	AT10 / 1350 SFX	135		
AT10 / 730 SFX	73	AT10 / 1050 SFX	105	AT10 / 1360 SFX	136		
AT10 / 780 SFX	78	AT10 / 1080 SFX	108	AT10 / 1400 SFX	140		
AT10 / 800 SFX	80	AT10 / 1100 SFX	110	AT10 / 1480 SFX	148		
AT10 / 840 SFX	84	AT10 / 1150 SFX	115	AT10 / 1500 SFX	150		

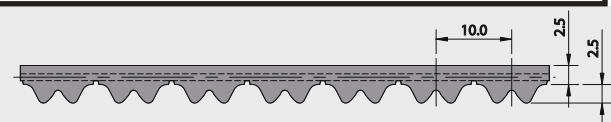
ATP10 Redflex GEN III

Truly Endless "SFX"



Specifications

Widths (mm) In between widths available	16	25	32	50	75	100
Tension Members	Steel standard					



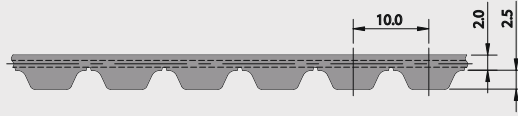
Pitch/Length Version	Number of Teeth	Pitch/Length Version	Number of Teeth	Pitch/Length Version	Number of Teeth
ATP10 / 630 SFX	63	ATP10 / 890 SFX	89	ATP10 / 1280 SFX	128
ATP10 / 660 SFX	66	ATP10 / 920 SFX	92	ATP10 / 1400 SFX	140
ATP10 / 700 SFX	70	ATP10 / 1010 SFX	101	ATP10 / 1650 SFX	165
ATP10 / 780 SFX	78	ATP10 / 1080 SFX	108	ATP10 / 1800 SFX	180
ATP10 / 840 SFX	84	ATP10 / 1150 SFX	115		

POLYURETHANE TIMING BELTS


ATN[®] Convertible Timing Belts

Pulleys pg #157

ATN10




Open-Ended "M"



Specifications

Widths (mm) In between widths available	25	50	75	100
Lengths	Any lengths available - Stock rolls 50 meters			
Available Options See page# 130	White nylon coating tooth side (PAZ), Green nylon backing (PAR), Nylon both sides (PAZ-PAR)			
Tension Member Options	Steel standard			
	Hi-flex steel			
	VA301 Stainless steel			
	VA316 Hi-flex Stainless steel			

Spliced and Welded "V"



Specifications

Widths (mm) In between widths available	25	50	75	100
Min. Joined Length (mm) One tooth increments	400			500
Available Options See page# 130	White nylon coating tooth side (PAZ), Green nylon backing (PAR), Nylon both sides (PAZ-PAR)			
Tension Member Options	Steel standard			
	Hi-flex steel			
	VA301 Stainless steel			
	VA316 Hi-flex Stainless steel			

Note: For ATN[®] connecting kit options please see page 154

Note: or Toothbars, see page 156.

Ordering Example: Polyurethane Timing Belt

[WIDTH] [PITCH] / [LENGTH] [CONSTRUCTION]

50 ATN10 / 5000 V

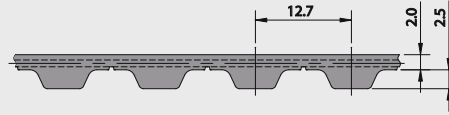
Note: For more information on the ATN[®] Convertible Timing Belt System see page 154 or see the Specialty Belt Catalog on our website.

POLYURETHANE TIMING BELTS


ATN[®] Convertible Timing Belts

Pulleys pg #157

ATN12.7




Open-Ended "M"



Specifications

Widths (mm) In between widths available	25	50	75	100
Lengths	Any lengths available - Stock rolls 50 meters			
Available Options See page# 130	White nylon coating tooth side (PAZ), Green nylon backing (PAR), Nylon both sides (PAZ-PAR)			
Tension Member Options	Steel standard Hi-flex steel VA301 Stainless steel VA316 Hi-flex Stainless steel			

Spliced and Welded "V"



Specifications

Widths (mm) In between widths available	25	50	75	100
Min. Joined Length (mm) One tooth increments	508			
Available Options See page# 130	White nylon coating tooth side (PAZ), Green nylon backing (PAR), Nylon both sides (PAZ-PAR)			
Tension Member Options	Steel standard Hi-flex steel VA301 Stainless steel VA316 Hi-flex Stainless steel			

Note: For ATN[®] connecting kit options please see page 154

Note: For Toothbars, see page 156.

Ordering Example: Polyurethane Timing Belt

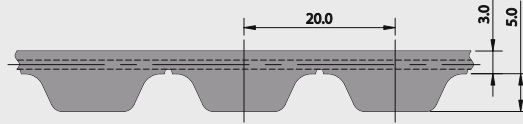
[WIDTH] [PITCH] / [LENGTH] [CONSTRUCTION]
50 ATN12.7 / 5080 V

Note: For more information on the ATN[®] Convertible Timing Belt System see page 154 or see the Specialty Belt Catalog on our website.

POLYURETHANE TIMING BELTS

ATN[®] Convertible Timing Belts


ATN20



Pulleys pg #157




Open-Ended “M”



Specifications

Widths (mm) In between widths available	50	75	100
Lengths	Any lengths available - Stock rolls 50 meters		
Available Options See page# 130	White nylon coating tooth side (PAZ), Green nylon backing (PAR), Nylon both sides (PAZ-PAR)		
Tension Member Options	Steel standard		
	Hi-flex steel		
	VA301 Stainless steel		
	VA316 Hi-flex Stainless steel		

Spliced and Welded “V”



Specifications

Widths (mm) In between widths available	50	75	100
Min. Joined Length (mm) Increasing in one tooth increments	1,000		
Available Options See page# 130	White nylon coating tooth side (PAZ), Green nylon backing (PAR), Nylon both sides (PAZ-PAR)		
Tension Member Options	Steel standard		
	Hi-flex steel		
	VA301 Stainless steel		
	VA316 Hi-flex Stainless steel		

Note: For ATN[®] connecting kit options please see page 154

Note: For Toothbars, see page 156.

Ordering Example: Polyurethane Timing Belt

[WIDTH] [PITCH] / [LENGTH] [CONSTRUCTION]

50 ATN20 / 5000 V

Note: For more information on the ATN[®] Convertible Timing Belt System see page 154 or see the Specialty Belt Catalog on our website.

POLYURETHANE TIMING BELTS

ATL-Series


Pulleys pg #157

ATL5, ATL10, ATL20



ATL5

Open-Ended "M"



Specifications

Widths (mm) In between widths available	16	20	25	32	50
Lengths	Any lengths available - Stock rolls 50 meters				
Available Options Pg# 130	Nylon coating tooth side (PAZ)				
Tension Member Options	Hi-flex steel VA301 Stainless steel VA316 Hi-flex Stainless steel				

ATL5



ATL10

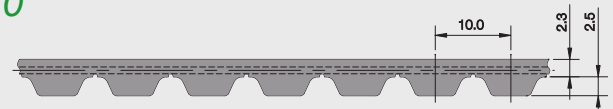
Open-Ended "M"



Specifications


Widths (mm) In between widths available	25	32	50	75	100	150
Lengths	Any lengths available - Stock rolls 50 meters					
Available Options Pg# 130	Nylon coating tooth side (PAZ)					
Tension Member Options	Steel standard Hi-flex steel Polyurethane sealed steel VA301 Stainless steel VA316 Hi-flex Stainless steel					

ATL10



ATL20

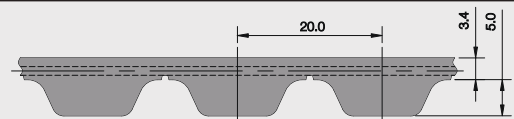
Open-Ended "M"



Specifications

Widths (mm) In between widths available	32	50	75	100
Lengths	Any lengths available - Stock rolls 50 meters			
Available Options Pg# 130	Nylon coating tooth side (PAZ)			
Tension Member Options	Steel standard VA301 Stainless steel VA316 Hi-flex Stainless steel			

ATL20

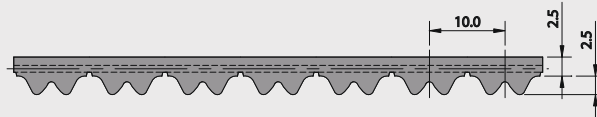


NOTE: In between widths for ATL pitches are available upon request

POLYURETHANE TIMING BELTS

ATP-Series


ATP10



Pulleys pg #157



Truly Endless "BFX"



Specifications

Widths (mm) In between widths available	16	25	32	50	75	100
Lengths	See Standard Lengths Below Additional lengths available up to 12,000mm. In between lengths available starting at a minimum length of 1,100mm.					
Available Options See page# 130	Nylon coating tooth side (PAZ), Extra thickness (DR), Double Sided (DL)					
Tension Members	Steel Only					

STANDARD LENGTHS

Pitch/Length Version	Number of Teeth	Pitch/Length Version	Number of Teeth	Pitch/Length Version	Number of Teeth	Pitch/Length Version	Number of Teeth
ATP10 / 630 SFX	63	ATP10 / 1280 SFX	128	ATP10 / 2120 BFX	212	ATP10 / 3750 BFX	375
ATP10 / 660 SFX	66	ATP10 / 1400 SFX	140	ATP10 / 2240 BFX	224	ATP10 / 4000 BFX	400
ATP10 / 700 SFX	70	ATP10 / 1500 BFX	150	ATP10 / 2360 BFX	236	ATP10 / 4250 BFX	425
ATP10 / 780 SFX	78	ATP10 / 1600 BFX	160	ATP10 / 2500 BFX	250	ATP10 / 4500 BFX	450
ATP10 / 840 SFX	84	ATP10 / 1650 BFX	165	ATP10 / 2650 BFX	265	ATP10 / 4750 BFX	475
ATP10 / 890 SFX	89	ATP10 / 1700 BFX	170	ATP10 / 2800 BFX	280	ATP10 / 5000 BFX	500
ATP10 / 920 SFX	92	ATP10 / 1760 BFX	176	ATP10 / 3000 BFX	300	ATP10 / 5300 BFX	530
ATP10 / 1010 SFX	101	ATP10 / 1800 BFX	180	ATP10 / 3150 BFX	315	ATP10 / 5600 BFX	560
ATP10 / 1080 SFX	108	ATP10 / 1900 BFX	190	ATP10 / 3350 BFX	335	ATP10 / 6000 BFX	600
ATP10 / 1150 SFX	115	ATP10 / 2000 BFX	200	ATP10 / 3550 BFX	355	ATP10 / 6300 BFX	630

Ordering Example: Polyurethane Timing Belt

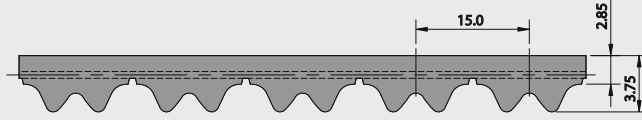
[WIDTH] [PITCH] / [LENGTH] [CONSTRUCTION]

50 ATP10 / 5600 BFX

POLYURETHANE TIMING BELTS

ATP-Series


ATP15



Pulleys pg #157



Truly Endless "BFX"



Specifications

Widths (mm) In between widths available	25	32	50	75	100	150
Lengths	See Standard Lengths Below Additional lengths available up to 12,000mm. In between lengths available starting at a minimum length of 1,500mm.					
Available Options See page# 130	Nylon coating tooth side (PAZ), Extra thickness (DR), Double Sided (DL)					
Tension Members	Steel Only					

STANDARD LENGTHS

Pitch/Length Version	Number of Teeth	Pitch/Length Version	Number of Teeth	Pitch/Length Version	Number of Teeth
ATP15 / 990 SFX	66	ATP15 / 2250 BFX	150	ATP15 / 3900 BFX	260
ATP15 / 1125 SFX	75	ATP15 / 2385 BFX	159	ATP15 / 4125 BFX	275
ATP15 / 1185 SFX	79	ATP15 / 2520 BFX	168	ATP15 / 4500 BFX	300
ATP15 / 1260 SFX	84	ATP15 / 2670 BFX	178	ATP15 / 4875 BFX	325
ATP15 / 1395 SFX	93	ATP15 / 2805 BFX	187	ATP15 / 5250 BFX	350
ATP15 / 1560 SFX	104	ATP15 / 3000 BFX	200	ATP15 / 5625 BFX	375
ATP15 / 1740 BFX	116	ATP15 / 3225 BFX	215	ATP15 / 6000 BFX	400
ATP15 / 1965 BFX	131	ATP15 / 3450 BFX	230		
ATP15 / 2100 BFX	140	ATP15 / 3675 BFX	245		

Ordering Example: Polyurethane Timing Belt

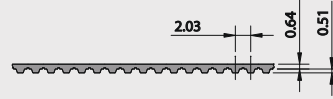
[WIDTH] [PITCH] / [LENGTH] [CONSTRUCTION]

50 ATP15 / 5625 BFX

POLYURETHANE TIMING BELTS

Imperial-Series


MXL (.080)



Pulleys pg #157



Open-Ended "M"



Specifications

Widths (inches) In between widths available	.157	.236	.394	.630	1.0
Widths (mm)	4	6	10	16	25.4
Lengths	Any lengths available - Stock rolls 50 meters				
Available Options	N/A				
Tension Members	Steel standard				

Ordering Example: Polyurethane Timing Belt

[WIDTH] [PITCH] / [LENGTH] [CONSTRUCTION]

EX 1: 10 MXL / 8000 M

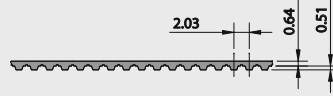
EX 2: 3150 MXL / 39 M

POLYURETHANE TIMING BELTS

Imperial-Series

Pulleys pg #157

MXL (.080)



Truly Endless "BFX"



Specifications

Widths (inches) In between widths available	.157	.236	.394	.472	.630	.787	.984	1.26	1.97	3.94
Widths (mm)	4	6	10	12	16	20	25	32	50	100
Lengths	See Standard Lengths Below									
Available Options	N/A									
Tension Members	Steel standard, Kevlar® optional									

STANDARD LENGTHS

Pitch/Length Version	Length in mm	Number of Teeth
44 MXL	111.76	55
45 MXL	113.79	56
48 MXL	121.92	60
52 MXL	132.08	65
56 MXL	142.24	70
57 MXL	144.27	71
64 MXL	162.56	80
72 MXL	182.88	90
78 MXL	197.10	97
80 MXL	203.20	100
82 MXL	209.30	103
84 MXL	213.36	105
96 MXL	243.84	120

Pitch/Length Version	Length in mm	Number of Teeth
101 MXL	256.03	126
104 MXL	264.16	130
112 MXL	284.48	140
120 MXL	304.80	150
140 MXL	355.60	175
147 MXL	373.89	184
177 MXL	449.07	221
198 MXL	503.94	248
205 MXL	520.19	256
236 MXL	599.44	295
288 MXL	731.52	360
464 MXL	1178.56	580

Ordering Example: Polyurethane Timing Belt

[WIDTH] [PITCH] / [LENGTH] [CONSTRUCTION]

EX 1: 10 MXL / 256 SFX

EX 2: 101 MXL / 32 SFX

POLYURETHANE TIMING BELTS

Imperial-Series


XL (T1/5")



Pulleys pg #157




Open-Ended "M"



Specifications

Widths (inches) In between widths available	.25	.313	.375	.5	.75	1.0
Widths (mm)	6.35	7.94	9.53	12.7	19.05	25.4
Lengths	Any length available. Stock rolls 50 meters (164ft)					
Available Options See page# 130	Nylon coating tooth side (PAZ), Nylon backing (PAR), Nylon both sides (PAZ-PAR)					
Tension Member Options	Steel standard Hi-flex steel VA301 Stainless steel VA316 Hi-flex Stainless steel Kevlar®					

Spliced and Welded "V"



Specifications

Widths (inches) In between widths available	.375	.5	.75	1.0
Widths (mm)	9.53	12.7	19.05	25.4
Min. Joined Length (mm) Increasing in one tooth increments	497.84 (19.6 inches)			
Available Options See page# 130	Nylon coating tooth side (PAZ), Nylon backing (PAR), Nylon both sides (PAZ-PAR)			
Tension Member Options	Steel standard Hi-flex steel VA301 Stainless steel VA316 Hi-flex Stainless steel Kevlar®			

Ordering Example: Polyurethane Timing Belt

[WIDTH] [PITCH] / [LENGTH] [CONSTRUCTION]

EX 1: 25.4 T1/5" / 2540 V

EX 2: 1000 XL / 100 V

POLYURETHANE TIMING BELTS

Imperial-Series


XL (T1/5")



Pulleys pg #157



Truly Endless "BFX"



Specifications

Widths (inches) In between widths available	.25	.313	.375	.5	.75	1.0	1.5	2.0	3.0	4.0
Widths (mm)	6.35	7.94	9.53	12.7	19.05	25.4	38.1	50.8	76.2	101.6
Lengths	See Standard Lengths Below									
Available Options See page# 130	Nylon facing tooth side (PAZ)									
Tension Member Options	Steel standard									
	Hi-flex steel									
	VA301 Stainless steel									
	VA316 Hi-flex Stainless steel									
Kevlar®										

STANDARD LENGTHS

Pitch/Length Version	Length in mm	Number of Teeth
60 XL	152.4	30
70 XL	177.8	35
80 XL	203.2	40
90 XL	228.6	45
100 XL	254.0	50
110 XL	279.4	55
120 XL	304.8	60
130 XL	330.2	65
140 XL	355.6	70
150 XL	381.0	75
160 XL	406.4	80

Pitch/Length Version	Length in mm	Number of Teeth
170 XL	431.8	85
180 XL	457.2	90
190 XL	482.6	95
200 XL	508.0	100
210 XL	533.4	105
220 XL	558.8	110
230 XL	584.2	115
240 XL	609.6	120
250 XL	635.0	125
260 XL	660.4	130

Ordering Example: Polyurethane Timing Belt

[WIDTH] [PITCH] / [LENGTH] [CONSTRUCTION]

EX 1: 25.4 T1/5" / 508 BFX

EX 2: 200 XL / 100 BFX


POLYURETHANE TIMING BELTS

Imperial-Series


L (T3/8")



Pulleys pg #157




Open-Ended "M"



Specifications

Widths (inches) In between widths available	.375	.5	.75	1.0	1.5	2.0	3.0
Widths (mm)	9.53	12.7	19.05	25.4	38.1	50.8	76.2
Lengths	Any length available. Stock rolls are 50 meters (164ft)						
Available Options See page# 130	Nylon coating tooth side (PAZ), Nylon backing (PAR), Nylon both sides (PAZ-PAR)						
Tension Member Options	Steel standard						
	Hi-flex steel						
	VA301 Stainless steel						
	VA316 Hi-flex Stainless steel						
	Kevlar®						

Spliced and Welded "V"



Specifications

Widths (inches) In between widths available	.375	.5	.75	1.0	1.5	2.0	3.0
Widths (mm)	9.53	12.7	19.05	25.4	38.1	50.8	76.2
Min. Joined Length (mm) Increasing in one tooth increments	504.825 (19.875 inches)						
Available Options See page# 130	Nylon coating tooth side (PAZ), Nylon backing (PAR), Nylon both sides (PAZ-PAR)						
Tension Member Options	Steel standard						
	Hi-flex steel						
	VA301 Stainless steel						
	VA316 Hi-flex Stainless steel						
	Kevlar®						

Ordering Example: Polyurethane Timing Belt

[WIDTH] [PITCH] / [LENGTH] [CONSTRUCTION]

EX 1: 25.4 T3/8" / 762 V

EX 2: 300 L / 100 V

POLYURETHANE TIMING BELTS


Imperial-Series

Pulleys pg #157

L (T3/8")



Truly Endless "BFX"



Specifications

Widths (inches) In between widths available	.25	.5	.75	1.0	1.5	2.0	3.0	4.0
Widths (mm)	6.35	12.7	19.05	25.4	38.1	50.8	76.2	101.6
Lengths	See Standard Lengths Below Additional lengths available up to 14,992.35mm (590.25"). In between lengths available starting at a minimum length of 723.9mm (28.5").							
Available Options See Page# 130	Nylon facing tooth side (PAZ)							
Tension Member Options	Steel standard							
	Hi-flex steel							
	VA301 Stainless steel							
	VA316 Hi-flex Stainless steel							
	Kevlar®							

STANDARD LENGTHS

Pitch/Length Version	Length in mm	Number of Teeth
124 L	314.33	33
150 L	381.00	40
187 L	476.25	50
202 L	514.35	54
210 L	533.40	56
225 L	571.50	60
240 L	609.60	64
255 L	647.70	68
270 L	685.80	72
285 L	723.90	76

Pitch/Length Version	Length in mm	Number of Teeth
300 L	762.00	80
322 L	819.15	86
345 L	876.30	92
367 L	933.45	98
390 L	990.60	104
420 L	1066.80	112
450 L	1143.00	120
480 L	1219.20	128
540 L	1371.60	144
570 L	1447.80	152

Pitch/Length Version	Length in mm	Number of Teeth
600 L	1524.00	160
630 L	1600.20	168
660 L	1676.40	176
705 L	1790.70	188
750 L	1905.00	200
1102 L	2800.35	294
2002 L	5086.35	534
3000 L	7620.00	800

Ordering Example: Polyurethane Timing Belt

[WIDTH] [PITCH] / [LENGTH] [CONSTRUCTION]

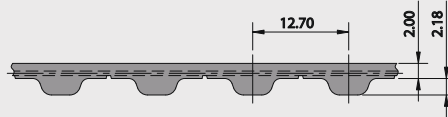
EX 1: 25.4 T3/8" / 762 BFX

EX 2: 300 L / 100 BFX

POLYURETHANE TIMING BELTS

Imperial-Series


H (T1/2")



Pulleys pg #157




Open-Ended "M"



Specifications

Widths (inches) In between widths available	.5	.75	1.0	1.5	2.0	3.0	4.0	6.0
Widths (mm)	12.7	19.05	25.4	38.1	50.8	76.2	101.6	152.4
Lengths	Any length available. Stock rolls 50 meters (164ft)							
Available Options See page# 130	Nylon coating tooth side (PAZ), Nylon backing (PAR), Nylon both sides (PAZ-PAR), Polyurethane cover (T-cover), Double-sided (DL), Extra thickness (DR)							
Tension Member Options	Steel standard Hi-flex steel VA301 Stainless steel VA316 Hi-flex Stainless steel Kevlar®							

Spliced and Welded "V"



Specifications

Widths (inches) In between widths available	.5	.75	1.0	1.5	2.0	3.0	4.0	6.0	
Widths (mm)	12.7	19.05	25.4	38.1	50.8	76.2	101.6	152.4	
Min. Joined Length (mm) Increasing in one tooth increments	508 (20 inches)							889 (35")	
Available Options See page# 130	Nylon coating tooth side (PAZ), Nylon backing (PAR), Nylon both sides (PAZ-PAR), Polyurethane cover (T-cover), Double-sided (DL), Extra thickness (DR)								
Tension Member Options	Steel standard Hi-flex steel VA301 Stainless steel VA316 Hi-flex Stainless steel Kevlar®								

Ordering Example: Polyurethane Timing Belt

[WIDTH] [PITCH] / [LENGTH] [CONSTRUCTION]

EX 1: 50.8 T1/2" / 2032 V

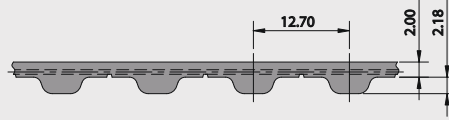
EX 2: 800 H / 200 V

POLYURETHANE TIMING BELTS

Imperial-Series

Pulleys pg #157

H (T1/2")



Truly Endless "BFX"



Specifications

Widths (inches) In between widths available	.5	.75	1.0	1.5	2.0	3.0	4.0
Widths (mm)	12.7	19.05	25.4	38.1	50.8	76.2	101.6
Lengths	See Standard Lengths Below Additional lengths available up to 16,002mm (630"). In between lengths available starting at a minimum length of 723.9mm (28.5").						
Available Options See page# 130	Nylon coating tooth side (PAZ), Polyurethane cover (T-cover), Double-sided (DL), Extra thickness (DR)						
Tension Member Options	Steel standard Hi-flex steel VA301 Stainless steel VA316 Hi-flex Stainless steel						

STANDARD LENGTHS

Pitch/Length Version	Length in mm	Number of Teeth	Pitch/Length Version	Length in mm	Number of Teeth	Pitch/Length Version	Length in mm	Number of Teeth
285 H	723.9	57	480 H	1219.2	96	900 H	2286.0	180
300 H	762.0	60	510 H	1295.4	102	1000 H	2540.0	200
315 H	800.1	63	540 H	1371.6	108	1100 H	2794.0	220
330 H	838.2	66	570 H	1447.8	114	1250 H	3175.0	250
345 H	876.3	69	600 H	1524.0	120	1400 H	3556.0	280
360 H	914.4	72	630 H	1600.2	126	1700 H	4318.0	340
375 H	952.5	75	660 H	1676.4	132	2000 H	5080.0	400
390 H	990.6	78	700 H	1778.0	140	2300 H	5842.0	460
405 H	1028.7	81	750 H	1905.0	150	2600 H	6604.0	520
420 H	1066.8	84	800 H	2032.0	160	3000 H	7620.0	600
450 H	1143.0	90	850 H	2159.0	170			

Ordering Example: Polyurethane Timing Belt

[WIDTH] [PITCH] / [LENGTH] [CONSTRUCTION]

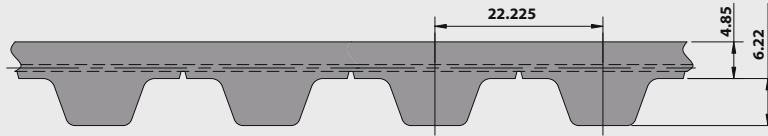
EX 1: 50.8 T1/2" / 1905 BFX

EX 2: 750 H / 200 BFX

POLYURETHANE TIMING BELTS

Imperial-Series


XH (T7/8")



Pulleys pg #157




Open-Ended "M"



Specifications

Widths (inches) In between widths available	1.0	1.5	2.0	3.0	4.0
Widths (mm)	25.4	38.1	50.8	76.2	101.6
Lengths	Any length available. Stock rolls 50 meters (164ft)				
Available Options See page# 130	Nylon coating tooth side (PAZ), Nylon backing (PAR), Nylon both sides (PAZ-PAR)				
Tension Member Options	Steel standard Hi-flex steel VA301 Stainless steel VA316 Hi-flex Stainless steel Kevlar®				

Spliced and Welded "V"



Specifications

Widths (inches) In between widths available	1.0	1.5	2.0	3.0	4.0
Widths (mm)	25.4	38.1	50.8	76.2	101.6
Min. Joined Length (mm) Increasing in one tooth increments	1,000.125 (39.375 Inches)				
Available Options See page# 130	Nylon coating tooth side (PAZ), Nylon backing (PAR), Nylon both sides (PAZ-PAR)				
Tension Member Options	Steel standard Hi-flex steel VA301 Stainless steel VA316 Hi-flex Stainless steel Kevlar®				

Ordering Example: Polyurethane Timing Belt

[WIDTH] [PITCH] / [LENGTH] [CONSTRUCTION]

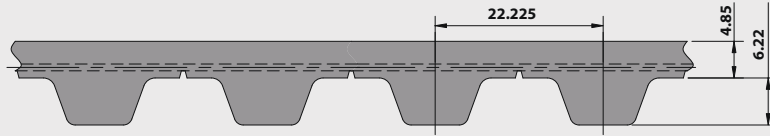
EX 1: 50.8 T7/8" / 1778 V

EX 2: 700 XH / 200 V

POLYURETHANE TIMING BELTS

Imperial-Series


XH (T7/8")



Pulleys pg #157



Truly Endless "BFX"



Specifications

Widths (inches) In between widths available	.75	1.0	1.5	2.0	3.0	4.0
Widths (mm)	19.05	25.4	38.1	50.8	76.2	101.6
Lengths	See Standard Lengths Below Additional lengths available up to 16,002mm (630"). In between lengths available starting at a minimum length of 1,422.4mm (56").					
Available Options Pg. 130	Nylon coating tooth side (PAZ)					
Tension Member Options	Steel standard Hi-flex steel VA301 Stainless steel VA316 Hi-flex Stainless steel					

STANDARD LENGTHS

Pitch/Length Version	Length in mm	Number of Teeth
560 XH	1422.4	64
630 XH	1600.2	72
700 XH	1778.0	80
770 XH	1955.8	88
840 XH	2133.6	96
980 XH	2489.2	112
1120 XH	2844.8	128
1260 XH	3200.4	144

Pitch/Length Version	Length in mm	Number of Teeth
1400 XH	3556.0	160
1540 XH	3911.6	176
1750 XH	4445.0	200
1960 XH	4978.4	224
2275 XH	5778.5	260
2450 XH	6223.0	280
3500 XH	8890.0	400

Ordering Example: Polyurethane Timing Belt

[WIDTH] [PITCH] / [LENGTH] [CONSTRUCTION]

EX 1: 50.8 T7/8" / 1778 BFX


EX 2: 700 XH / 200 BFX

POLYURETHANE TIMING BELTS

Self-Tracking-Series


Pulleys pg #157

TK5K6



Note: A solid self-tracking guide can be added to any timing belt.
For more details see page 141.


Open-Ended "M"



Specifications

Widths (mm) In between widths available	25	32	50
Lengths	Any lengths available - Stock rolls 50 meters		
Available Options See page# 130	Nylon coating tooth side (PAZ), Nylon backing (PAR), Nylon both sides (PAZ-PAR)		
Tension Member Options	Steel standard Hi-flex steel VA301 Stainless steel VA316 Hi-flex Stainless steel Kevlar®		

Spliced and Welded "V"



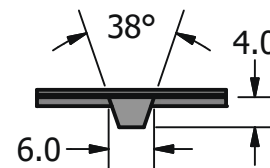
Specifications

Widths (mm) In between widths available	25	32	50
Min. Joined Length (mm) Increasing in one tooth increments	400		
Available Options See page# 130	Nylon coating tooth side (PAZ), Nylon backing (PAR), Nylon both sides (PAZ-PAR)		
Tension Member Options	Steel standard Hi-flex steel VA301 Stainless steel VA316 Hi-flex Stainless steel Kevlar®		

Ordering Example: Polyurethane Timing Belt

[WIDTH] [PITCH] / [LENGTH] [CONSTRUCTION]

50 TK5K6 / 4000 M

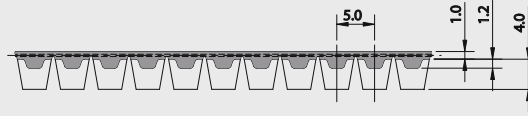


POLYURETHANE TIMING BELTS


Self-Tracking-Series

Pulleys pg #157

TK5K6



Truly Endless "BFX"



Specifications

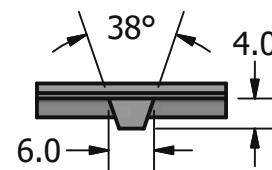
Widths (mm) In between widths available	25	50	75	100
Lengths	See Standard Lengths Below Additional lengths available up to 15,000mm. In between lengths available starting at a minimum length of 720mm.			
Available Options See page# 130	Nylon coating tooth side (PAZ)			
Tension Member Options	Steel standard Hi-flex steel cord VA301 Stainless steel VA316 Hi-flex Stainless steel Kevlar® cord			

STANDARD LENGTHS

Pitch/Length Version	Number of Teeth	Pitch/Length Version	Number of Teeth	Pitch/Length Version	Number of Teeth
TK5K6 / 1075 BFX	215	TK5K6 / 2240 BFX	448	TK5K6 / 4500 BFX	900
TK5K6 / 1100 BFX	220	TK5K6 / 2360 BFX	472	TK5K6 / 4750 BFX	950
TK5K6 / 1215 BFX	243	TK5K6 / 2500 BFX	500	TK5K6 / 5000 BFX	1000
TK5K6 / 1380 BFX	276	TK5K6 / 2650 BFX	530	TK5K6 / 5300 BFX	1060
TK5K6 / 1400 BFX	280	TK5K6 / 2800 BFX	560	TK5K6 / 5600 BFX	1120
TK5K6 / 1500 BFX	300	TK5K6 / 3000 BFX	600	TK5K6 / 6000 BFX	1200
TK5K6 / 1600 BFX	320	TK5K6 / 3150 BFX	630	TK5K6 / 6300 BFX	1260
TK5K6 / 1700 BFX	340	TK5K6 / 3350 BFX	670	TK5K6 / 6700 BFX	1340
TK5K6 / 1800 BFX	360	TK5K6 / 3550 BFX	710	TK5K6 / 7100 BFX	1420
TK5K6 / 1900 BFX	380	TK5K6 / 3750 BFX	750	TK5K6 / 7500 BFX	1500
TK5K6 / 2000 BFX	400	TK5K6 / 4000 BFX	800		
TK5K6 / 2120 BFX	424	TK5K6 / 4450 BFX	850		

Ordering Example: Polyurethane Timing Belt

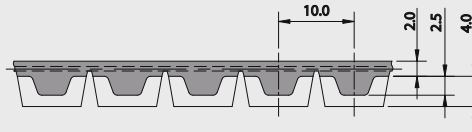
[WIDTH] [PITCH] / [LENGTH] [CONSTRUCTION]
50 TK5K6 / 5300 BFX



POLYURETHANE TIMING BELTS

Self-Tracking-Series

TK10K6




Pulleys pg #157



Note: A solid self-tracking guide can be added to any timing belt.
For more details see page 141.


Open-Ended "M"



Specifications

Widths (mm) In between widths available	25	50
Lengths	Any lengths available - Stock rolls 50 meters	
Available Options See page# 130	Nylon coating tooth side (PAZ), Nylon backing (PAR), Nylon both sides (PAZ-PAR)	
Tension Member Options	Steel standard Hi-flex steel VA301 Stainless steel VA316 Hi-flex Stainless steel Kevlar®	

Spliced and Welded "V"



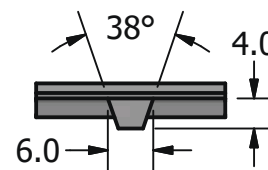
Specifications

Widths (mm) In between widths available	25	50
Min. Joined Length (mm) Increasing in one tooth increments	1,000	
Available Options See page# 130	Nylon coating tooth side (PAZ), Nylon backing (PAR), Nylon both sides (PAZ-PAR)	
Tension Member Options	Steel standard Hi-flex steel VA301 Stainless steel VA316 Hi-flex Stainless steel Kevlar®	

Ordering Example: Polyurethane Timing Belt

[WIDTH] [PITCH] / [LENGTH] [CONSTRUCTION]

50 TK10K6 / 4000 M

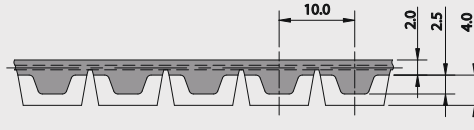


POLYURETHANE TIMING BELTS


Self-Tracking-Series

Pulleys pg #157

TK10K6



Truly Endless "BFX"



Specifications

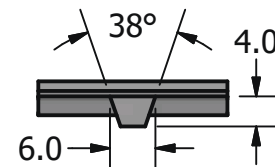
Widths (mm) In between widths available	25	50	100
Lengths	See Standard Lengths Below Additional lengths available up to 22,000mm. In between lengths available starting at a minimum of 720mm, except 1,080mm minimum for widths greater than 50mm.		
Available Options See page# 130	Nylon coating tooth side (PAZ)		
Tension Member Options	Steel standard Hi-flex steel VA301 Stainless steel VA316 Hi-flex Stainless steel Kevlar®		

STANDARD LENGTHS

Pitch/Length Version	Number of Teeth	Pitch/Length Version	Number of Teeth	Pitch/Length Version	Number of Teeth
TK10K6 / 1080 BFX	108	TK10K6 / 1750 BFX	175	TK10K6 / 4000 BFX	400
TK10K6 / 1150 BFX	115	TK10K6 / 1780 BFX	178	TK10K6 / 4250 BFX	425
TK10K6 / 1210 BFX	121	TK10K6 / 1880 BFX	188	TK10K6 / 4500 BFX	450
TK10K6 / 1240 BFX	124	TK10K6 / 1960 BFX	196	TK10K6 / 4750 BFX	475
TK10K6 / 1250 BFX	125	TK10K6 / 2250 BFX	225	TK10K6 / 5000 BFX	500
TK10K6 / 1320 BFX	132	TK10K6 / 2360 BFX	236	TK10K6 / 5300 BFX	530
TK10K6 / 1350 BFX	135	TK10K6 / 2500 BFX	250	TK10K6 / 5600 BFX	560
TK10K6 / 1390 BFX	139	TK10K6 / 2650 BFX	265	TK10K6 / 6000 BFX	600
TK10K6 / 1400 BFX	140	TK10K6 / 2800 BFX	280	TK10K6 / 6300 BFX	630
TK10K6 / 1420 BFX	142	TK10K6 / 3000 BFX	300	TK10K6 / 6700 BFX	670
TK10K6 / 1460 BFX	146	TK10K6 / 3100 BFX	310	TK10K6 / 7100 BFX	710
TK10K6 / 1500 BFX	150	TK10K6 / 3150 BFX	315	TK10K6 / 7500 BFX	750
TK10K6 / 1560 BFX	156	TK10K6 / 3350 BFX	335	TK10K6 / 8000 BFX	800
TK10K6 / 1610 BFX	161	TK10K6 / 3750 BFX	375	TK10K6 / 9000 BFX	900

Ordering Example: Polyurethane Timing Belt

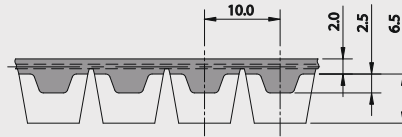
[WIDTH] [PITCH] / [LENGTH] [CONSTRUCTION]
50 TK10K6 / 5300 BFX



POLYURETHANE TIMING BELTS

Self-Tracking-Series

TK10K13




Pulleys pg #157



Note: A solid self-tracking guide can be added to any timing belt.
For more details see page 141.


Open-Ended "M"



Specifications

Widths (mm) In between widths available	25	32	50	75	100
Lengths	Any lengths available - Stock rolls 50 meters				
Available Options See page# 130	Nylon coating tooth side (PAZ), Nylon backing (PAR), Nylon both sides (PAZ-PAR), Polyurethane back cover (T-cover)				
Tension Member Options	Steel standard Hi-flex steel VA301 Stainless steel VA316 Hi-flex Stainless steel Kevlar®				

Spliced and Welded "V"

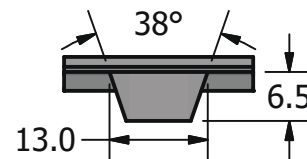


Specifications

Widths (mm) In between widths available	25	32	50	75	100
Min. Joined Length (mm) Increasing in one tooth increments	400				500
Available Options See page# 130	Nylon coating tooth side (PAZ), Nylon backing (PAR), Nylon both sides (PAZ-PAR), Polyurethane back cover (T-cover)				
Tension Member Options	Steel standard Hi-flex steel VA301 Stainless steel VA316 Hi-flex Stainless steel Kevlar®				

Ordering Example: Polyurethane Timing Belt

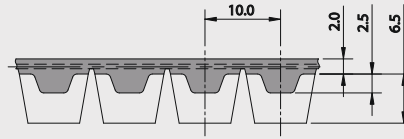
[WIDTH] [PITCH] / [LENGTH] [CONSTRUCTION]
50 TK10K13 / 4000 M



POLYURETHANE TIMING BELTS

Self-Tracking-Series


TK10K13



Pulleys pg #157



Truly Endless "BFX"



Specifications

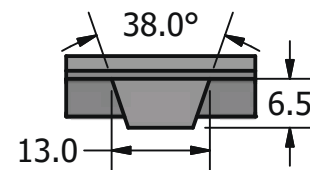
Widths (mm) In between widths available	25	50
Lengths	See Standard Lengths Below Additional lengths available up to 22,000mm. In between lengths available starting at a minimum length of 1,200mm.	
Available Options See page# 130	Nylon coating tooth side (PAZ)	
Tension Member Options	Steel standard Hi-flex steel VA301 Stainless steel VA316 Hi-flex Stainless steel Kevlar®	

STANDARD LENGTHS

Pitch/Length Version	Number of Teeth	Pitch/Length Version	Number of Teeth	Pitch/Length Version	Number of Teeth
TK10K13 / 1080 BFX	108	TK10K13 / 1750 BFX	175	TK10K13 / 4000 BFX	400
TK10K13 / 1150 BFX	115	TK10K13 / 1780 BFX	178	TK10K13 / 4250 BFX	425
TK10K13 / 1210 BFX	121	TK10K13 / 1880 BFX	188	TK10K13 / 4500 BFX	450
TK10K13 / 1240 BFX	124	TK10K13 / 1960 BFX	196	TK10K13 / 4750 BFX	475
TK10K13 / 1250 BFX	125	TK10K13 / 2250 BFX	225	TK10K13 / 5000 BFX	500
TK10K13 / 1320 BFX	132	TK10K13 / 2360 BFX	236	TK10K13 / 5300 BFX	530
TK10K13 / 1350 BFX	135	TK10K13 / 2500 BFX	250	TK10K13 / 5600 BFX	560
TK10K13 / 1390 BFX	139	TK10K13 / 2650 BFX	265	TK10K13 / 6000 BFX	600
TK10K13 / 1400 BFX	140	TK10K13 / 2800 BFX	280	TK10K13 / 6300 BFX	630
TK10K13 / 1420 BFX	142	TK10K13 / 3000 BFX	300	TK10K13 / 6700 BFX	670
TK10K13 / 1460 BFX	146	TK10K13 / 3100 BFX	310	TK10K13 / 7100 BFX	710
TK10K13 / 1500 BFX	150	TK10K13 / 3150 BFX	315	TK10K13 / 7500 BFX	750
TK10K13 / 1560 BFX	156	TK10K13 / 3350 BFX	335	TK10K13 / 8000 BFX	800
TK10K13 / 1610 BFX	161	TK10K13 / 3750 BFX	375	TK10K13 / 9000 BFX	900

Ordering Example: Polyurethane Timing Belt

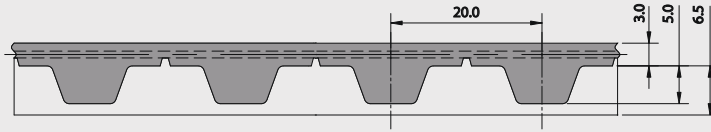
[WIDTH] [PITCH] / [LENGTH] [CONSTRUCTION]
50 TK10K13 / 5300 BFX



POLYURETHANE TIMING BELTS

Self-Tracking-Series

TK20K13




Pulleys pg #157



Note: A solid self-tracking guide can be added to any timing belt.
For more details see page 141.


Open-Ended "M"



Specifications

Widths (mm) In between widths available	32	50	75	100	150
Lengths	Any lengths available - Stock rolls 50 meters				
Available Options See page# 130	Nylon coating tooth side (PAZ), Nylon backing (PAR), Nylon both sides (PAZ-PAR), Polyurethane back cover (T-cover), Extra thick (DR)				
Tension Member Options	Steel standard Hi-flex steel VA301 Stainless steel VA316 Hi-flex Stainless steel Kevlar®				

Spliced and Welded "V"



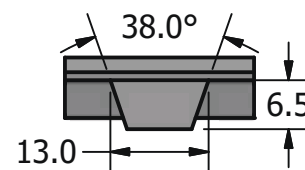
Specifications

Widths (mm) In between widths available	32	50	75	100	150
Min. Joined Length (mm) Increasing in one tooth increments	1,000				
Available Options See page# 130	Nylon coating tooth side (PAZ), Nylon backing (PAR), Nylon both sides (PAZ-PAR), Polyurethane back cover (T-cover), Extra thick (DR)				
Tension Member Options	Steel standard Hi-flex steel VA301 Stainless steel VA316 Hi-flex Stainless steel Kevlar®				

Ordering Example: Polyurethane Timing Belt

[WIDTH] [PITCH] / [LENGTH] [CONSTRUCTION]

75 TK20K13 / 4000 M

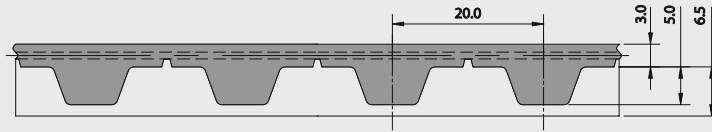


POLYURETHANE TIMING BELTS


Self-Tracking-Series

Pulleys pg #157

TK20K13



Truly Endless "BFX"



Specifications

Widths (mm) In between widths available	32	50	75	100	150
Lengths	See Standard Lengths Below Additional lengths available up to 22,000mm. In between lengths available starting at a minimum length of 1,500mm.				
Available Options See page# 130	Nylon coating tooth side (PAZ), Polyurethane back cover (T-cover), Extra thick (DR)				
Tension Member Options	Steel standard Hi-flex steel VA301 Stainless steel VA316 Hi-flex Stainless steel Kevlar®				

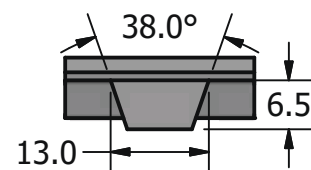
STANDARD LENGTHS

Pitch/Length Version	Number of Teeth	Pitch/Length Version	Number of Teeth	Pitch/Length Version	Number of Teeth
TK20K13 / 1260 BFX	63	TK20K13 / 2500 BFX	125	TK20K13 / 4500 BFX	225
TK20K13 / 1460 BFX	73	TK20K13 / 2600 BFX	130	TK20K13 / 4760 BFX	238
TK20K13 / 1500 BFX	75	TK20K13 / 2660 BFX	133	TK20K13 / 5000 BFX	250
TK20K13 / 1600 BFX	80	TK20K13 / 2800 BFX	140	TK20K13 / 5300 BFX	265
TK20K13 / 1700 BFX	85	TK20K13 / 3000 BFX	150	TK20K13 / 5600 BFX	280
TK20K13 / 1780 BFX	89	TK20K13 / 3100 BFX	155	TK20K13 / 6000 BFX	300
TK20K13 / 1800 BFX	90	TK20K13 / 3160 BFX	158	TK20K13 / 6300 BFX	315
TK20K13 / 1880 BFX	94	TK20K13 / 3360 BFX	168	TK20K13 / 6700 BFX	335
TK20K13 / 1900 BFX	95	TK20K13 / 3560 BFX	178	TK20K13 / 7100 BFX	355
TK20K13 / 2000 BFX	100	TK20K13 / 3620 BFX	181	TK20K13 / 7500 BFX	375
TK20K13 / 2120 BFX	106	TK20K13 / 3760 BFX	188	TK20K13 / 8000 BFX	400
TK20K13 / 2240 BFX	112	TK20K13 / 4000 BFX	200	TK20K13 / 8500 BFX	425
TK20K13 / 2360 BFX	118	TK20K13 / 4260 BFX	213	TK20K13 / 9000 BFX	450

Ordering Example: Polyurethane Timing Belt

[WIDTH] [PITCH] / [LENGTH] [CONSTRUCTION]

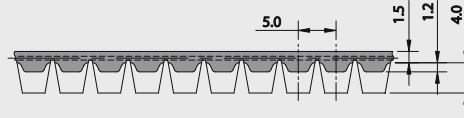
100 TK20K13 / 5300 BFX



POLYURETHANE TIMING BELTS

Self-Tracking-Series

ATK5K6




Pulleys pg #157



Note: A solid self-tracking guide can be added to any timing belt.
For more details see page 141.


Open-Ended "M"



Specifications

Widths (mm) In between widths available	25	32	50
Lengths	Any lengths available - Stock rolls 50 meters		
Available Options See page# 130	Nylon coating tooth side (PAZ), Nylon backing (PAR), Nylon both sides (PAZ-PAR)		
Tension Member Options	Steel standard Hi-flex steel VA301 Stainless steel VA316 Hi-flex Stainless steel Kevlar®		

Spliced and Welded "V"

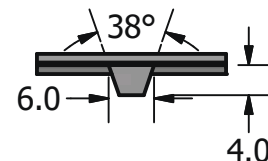


Specifications

Widths (mm) In between widths available	25	32	50
Min. Joined Length (mm) Increasing in one tooth increments	1,000		
Available Options See page# 130	Nylon coating tooth side (PAZ), Nylon backing (PAR), Nylon both sides (PAZ-PAR)		
Tension Member Options	Steel standard Hi-flex steel VA301 Stainless steel VA316 Hi-flex Stainless steel Kevlar®		

Ordering Example: Polyurethane Timing Belt

[WIDTH] [PITCH] / [LENGTH] [CONSTRUCTION]
50 ATK5K6 / 4000 M

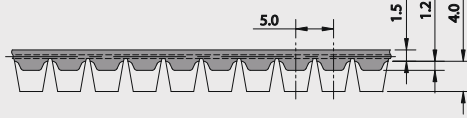


POLYURETHANE TIMING BELTS


Self-Tracking-Series

Pulleys pg #157

ATK5K6



Truly Endless "BFX"



Specifications

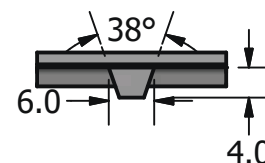
Widths (mm) In between widths available	25	32	50	75	100
Lengths	See Standard Lengths Below Additional lengths available up to 15,000mm. In between lengths available starting at a minimum length of 1,075mm.				
Available Options See page# 130	Nylon coating tooth side (PAZ)				
Tension Member Options	Steel standard Hi-flex steel VA301 Stainless steel VA316 Hi-flex Stainless steel Kevlar®				

STANDARD LENGTHS

Pitch/Length Version	Number of Teeth	Pitch/Length Version	Number of Teeth	Pitch/Length Version	Number of Teeth
ATK5K6 / 1075 BFX	215	ATK5K6 / 2240 BFX	448	ATK5K6 / 4500 BFX	900
ATK5K6 / 1100 BFX	220	ATK5K6 / 2360 BFX	472	ATK5K6 / 4750 BFX	950
ATK5K6 / 1215 BFX	243	ATK5K6 / 2500 BFX	500	ATK5K6 / 5000 BFX	1000
ATK5K6 / 1380 BFX	276	ATK5K6 / 2650 BFX	530	ATK5K6 / 5300 BFX	1060
ATK5K6 / 1400 BFX	280	ATK5K6 / 2800 BFX	560	ATK5K6 / 5600 BFX	1120
ATK5K6 / 1500 BFX	300	ATK5K6 / 3000 BFX	600	ATK5K6 / 6000 BFX	1200
ATK5K6 / 1600 BFX	320	ATK5K6 / 3150 BFX	630	ATK5K6 / 6300 BFX	1260
ATK5K6 / 1700 BFX	340	ATK5K6 / 3350 BFX	670	ATK5K6 / 6700 BFX	1340
ATK5K6 / 1800 BFX	360	ATK5K6 / 3550 BFX	710	ATK5K6 / 7100 BFX	1420
ATK5K6 / 1900 BFX	380	ATK5K6 / 3750 BFX	750	ATK5K6 / 7500 BFX	1500
ATK5K6 / 2000 BFX	400	ATK5K6 / 4000 BFX	800		
ATK5K6 / 2120 BFX	424	ATK5K6 / 4250 BFX	850		

Ordering Example: Polyurethane Timing Belt

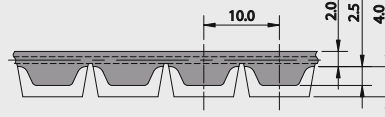
[WIDTH] [PITCH] / [LENGTH] [CONSTRUCTION]
50 ATK5K6 / 5300 BFX



POLYURETHANE TIMING BELTS

Self-Tracking-Series

ATK10K6




Pulleys pg #157



Note: A solid self-tracking guide can be added to any timing belt.
For more details see page 141.


Open-Ended "M"



Specifications

Widths (mm) In between widths available	25	50
Lengths	Any lengths available - Stock rolls 50 meters	
Available Options See page# 130	Nylon coating tooth side (PAZ), Nylon backing (PAR), Nylon both sides (PAZ-PAR)	
Tension Member Options	Steel standard Hi-flex steel Polyurethane sealed steel VA301 Stainless steel VA316 Hi-flex Stainless steel Kevlar®	

Spliced and Welded "V"



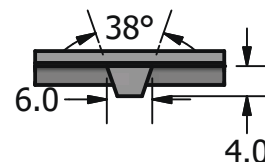
Specifications

Widths (mm) In between widths available	25	50
Min. Joined Length (mm) Increasing in one tooth increments	1,000	
Available Options See page# 130	Nylon coating tooth side (PAZ), Nylon backing (PAR), Nylon both sides (PAZ-PAR)	
Tension Member Options	Steel standard Hi-flex steel VA301 Stainless steel VA316 Hi-flex Stainless steel Kevlar®	

Ordering Example: Polyurethane Timing Belt

[WIDTH] [PITCH] / [LENGTH] [CONSTRUCTION]

50 ATK10K6 / 4000 M

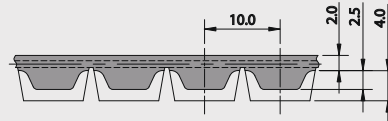


POLYURETHANE TIMING BELTS


Self-Tracking-Series

Pulleys pg #157

ATK10K6



Truly Endless "BFX"



Specifications

Widths (mm) In between widths available	25	50	100
Lengths	See Standard Lengths Below Additional lengths available up to 22,000mm. In between lengths available starting at a minimum length of 720mm (800mm for PAZ); Except 1,080mm minimum length for widths >50mm.		
Available Options See page# 130	Nylon coating tooth side (PAZ), Polyurethane back cover (T-cover), Extra thick (DR)		
Tension Member Options	Steel standard Hi-flex steel VA301 Stainless steel VA316 Hi-flex Stainless steel Kevlar®		

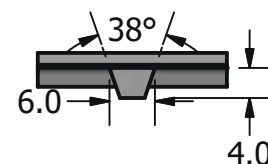
STANDARD LENGTHS

Pitch/Length Version	Number of Teeth	Pitch/Length Version	Number of Teeth	Pitch/Length Version	Number of Teeth
ATK10K6 / 1500 BFX	150	ATK10K6 / 2650 BFX	265	ATK10K6 / 4750 BFX	475
ATK10K6 / 1600 BFX	160	ATK10K6 / 2800 BFX	280	ATK10K6 / 5000 BFX	500
ATK10K6 / 1700 BFX	170	ATK10K6 / 3000 BFX	300	ATK10K6 / 5300 BFX	530
ATK10K6 / 1800 BFX	180	ATK10K6 / 3150 BFX	315	ATK10K6 / 5600 BFX	560
ATK10K6 / 1900 BFX	190	ATK10K6 / 3350 BFX	335	ATK10K6 / 6000 BFX	600
ATK10K6 / 2000 BFX	200	ATK10K6 / 3550 BFX	355	ATK10K6 / 6300 BFX	630
ATK10K6 / 2120 BFX	212	ATK10K6 / 3750 BFX	375	ATK10K6 / 6700 BFX	670
ATK10K6 / 2240 BFX	224	ATK10K6 / 4000 BFX	400	ATK10K6 / 7100 BFX	710
ATK10K6 / 2360 BFX	236	ATK10K6 / 4250 BFX	425	ATK10K6 / 7500 BFX	750
ATK10K6 / 2500 BFX	250	ATK10K6 / 4500 BFX	450	ATK10K6 / 8000 BFX	800

Ordering Example: Polyurethane Timing Belt

[WIDTH] [PITCH] / [LENGTH] [CONSTRUCTION]

50 ATK10K6 / 5300 BFX

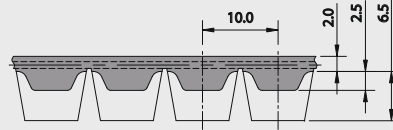


POLYURETHANE TIMING BELTS

Self-Tracking-Series


Pulleys pg #157

ATK10K13



Note: A solid self-tracking guide can be added to any timing belt.
For more details see page 141.


Open-Ended "M"



Specifications

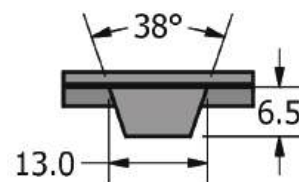
Widths (mm) In between widths available	25	32	50	75	100	150
Lengths	Any lengths available - Stock rolls 50 meters					
Available Options See page# 130	Nylon coating tooth side (PAZ), Nylon backing (PAR), Nylon both sides (PAZ-PAR), Polyurethane back cover (T-cover)					
Tension Member Options	Steel standard Hi-flex steel VA301 Stainless steel VA316 Hi-flex Stainless steel Kevlar®					

Spliced and Welded "V"



Specifications

Widths (mm) In between widths available	25	32	50	75	100	150
Min. Joined Length (mm) Increasing in one tooth increments	400				500	
Available Options See page# 130	Nylon coating tooth side (PAZ), Nylon backing (PAR), Nylon both sides (PAZ-PAR), Polyurethane back cover (T-cover)					
Tension Member Options	Steel standard Hi-flex steel VA301 Stainless steel VA316 Hi-flex Stainless steel Kevlar®					



Ordering Example: Polyurethane Timing Belt

[WIDTH] [PITCH] / [LENGTH] [CONSTRUCTION]

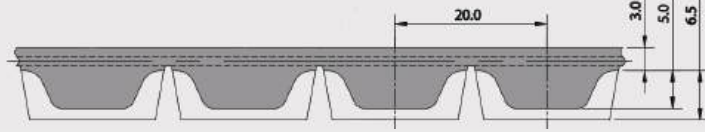
50 ATK10K13 / 4000 M

POLYURETHANE TIMING BELTS


Self-Tracking-Series

Pulleys pg #157

ATK20K13




Open-Ended "M"



Specifications

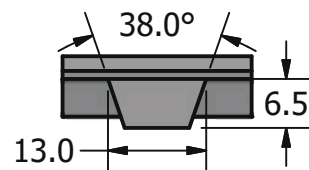
Widths (mm) In between widths available	50	75	100
Lengths	Any lengths available - Stock rolls 50 meters		
Available Options See page# 130	Nylon coating tooth side (PAZ), Nylon backing (PAR), Nylon both sides (PAZ-PAR)		
Tension Member Options	Steel standard Hi-flex steel VA301 Stainless steel VA316 Hi-flex Stainless steel Kevlar®		

Spliced and Welded "V"



Specifications

Widths (mm) In between widths available	50	75	100
Min. Joined Length (mm) Increasing in one tooth increments	1,000		
Available Options See page# 130	Nylon coating tooth side (PAZ), Nylon backing (PAR), Nylon both sides (PAZ-PAR)		
Tension Member Options	Steel standard Hi-flex steel VA301 Stainless steel VA316 Hi-flex Stainless steel Kevlar®		



Ordering Example: Polyurethane Timing Belt

[WIDTH] [PITCH] / [LENGTH] [CONSTRUCTION]

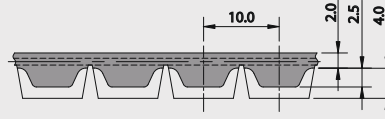
75 ATK20K13 / 4000 M

POLYURETHANE TIMING BELTS

Self-Tracking-Series


Pulleys pg #157

ATN10K6




Note: A solid self-tracking guide can be added to any timing belt.
For more details see page 141.

Open-Ended "M"



Specifications			
Widths (mm) In between widths available	50	75	100
Lengths	Any lengths available - Stock rolls 50 meters		
Available Options See page# 130	White nylon coating tooth side (PAZ), Nylon backing (PAR), Nylon both sides (PAZ-PAR)		
Tension Member Options	Steel standard Hi-flex steel VA301 Stainless steel VA316 Hi-flex Stainless steel		
Note	Location of self-tracking guide always 25mm from belt edge		

Spliced and Welded "V"



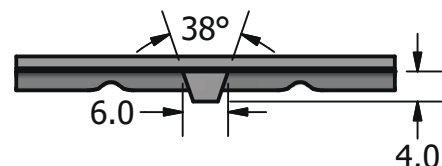
Specifications			
Widths (mm) In between widths available	50	75	100
Min. Joined Length (mm) Increasing in one tooth increments	400		500
Available Options See page# 130	White nylon coating tooth side (PAZ), Nylon backing (PAR), Nylon both sides (PAZ-PAR)		
Tension Member Options	Steel standard Hi-flex steel VA301 Stainless steel VA316 Hi-flex Stainless steel		
Note	Location of self-tracking guide non-centered for 75 and 100 wide belts		

Note: For ATN® connecting kit options please see page 154

Note: For more information on the ATN® Convertible Timing Belt System see page 154 or see the Specialty Belt Catalog on our website.

Ordering Example: Polyurethane Timing Belt

[WIDTH] [PITCH] / [LENGTH] [CONSTRUCTION]
50 ATN10K6 / 4000 V

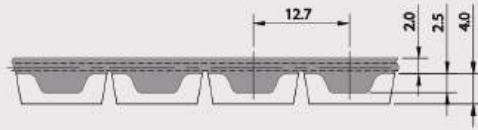


POLYURETHANE TIMING BELTS


Self-Tracking-Series

Pulleys pg #157

ATN12.7K6




Open-Ended "M"



Specifications			
Widths (mm) In between widths available	50	75	100
Lengths	Any lengths available - Stock rolls 50 meters		
Available Options See page# 130	White nylon coating tooth side (PAZ), Nylon backing (PAR), Nylon both sides (PAZ-PAR)		
Tension Member Options	Steel standard Hi-flex steel VA301 Stainless steel VA316 Hi-flex Stainless steel		
Note	Location of self-tracking guide always 25mm from belt edge		

Spliced and Welded "V"



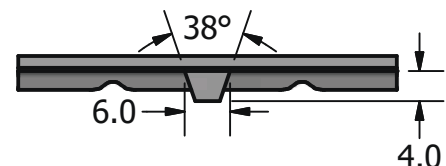
Specifications			
Widths (mm) In between widths available	50	75	100
Min. Joined Length (mm) One tooth increments	508		
Available Options See page# 130	White nylon coating tooth side (PAZ), Nylon backing (PAR), Nylon both sides (PAZ-PAR)		
Tension Member Options	Steel standard Hi-flex steel VA301 Stainless steel VA316 Hi-flex Stainless steel		
Note	Location of self-tracking guide always 25mm from belt edge		

Note: For ATN® connecting kit options please see page 154

Note: For more information on the ATN® Convertible Timing Belt System see page 154 or see the Specialty Belt Catalog on our website.

Ordering Example: Polyurethane Timing Belt

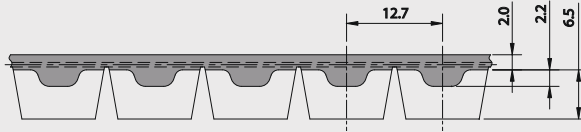
[WIDTH] [PITCH] / [LENGTH] [CONSTRUCTION]
50 ATN12.7K6 / 2540 V



POLYURETHANE TIMING BELTS

Self-Tracking-Series

HK13




Pulleys pg #157



Note: A solid self-tracking guide can be added to any timing belt.
For more details see page 141.


Open-Ended "M"



Specifications

Widths (inches) In between widths available	1.0	1.5	2.0	3.0	4.0
Widths (mm)	25.4	38.1	50.8	76.2	101.6
Lengths	Any lengths available - Stock rolls 50 meters				
Available Options See page# 130	Nylon coating tooth side (PAZ), Nylon backing (PAR), Nylon both sides (PAZ-PAR), Polyurethane cover (T-cover)				
Tension Member Options	Steel standard Hi-flex steel VA301 Stainless steel VA316 Hi-flex Stainless steel Kevlar®				

Spliced and Welded "V"



Specifications

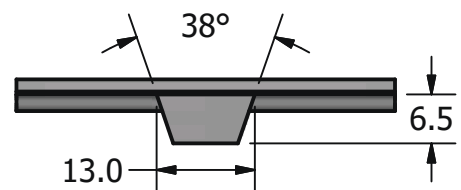
Widths (inches) In between widths available	1.0	1.5	2.0	3.0	4.0
Widths (mm)	25.4	38.1	50.8	76.2	101.6
Min. Joined Length (mm) Increasing in one tooth increments	508 mm (20")				
Available Options See page# 130	Nylon coating tooth side (PAZ), Nylon backing (PAR), Nylon both sides (PAZ-PAR), Polyurethane cover (T-cover)				
Tension Member Options	Steel standard Hi-flex steel VA301 Stainless steel VA316 Hi-flex Stainless steel Kevlar®				

Ordering Example: Polyurethane Timing Belt

[WIDTH] [PITCH] / [LENGTH] [CONSTRUCTION]

EX 1: 50.8 HK13 / 2032 M

EX 2: 800 HK13 / 200 M



POLYURETHANE TIMING BELTS

ARC-Power® Self-Tracking-Series

The revolutionary arc shaped state-of-the-art timing belt design represents the most unique and efficient timing belt available. The world-wide patented timing belt technology incorporates numerous performance advantages.

ARC-POWER® timing belts are available in OPEN-ENDED, WELDED, and TRULY ENDLESS (homogeneous-no splice) with steel cord tension members. It is offered in AT10 and AT15 tooth profile and with an integrated self-tracking guide. The design offers the ideal timing belt for high precision linear drives, conveying and power transmission applications.

ADVANTAGES

The ARC-POWER® design allows design engineers to incorporate the most efficient and smooth performing timing belt technology available, leading to the following advantages:

- Continuous tooth engagement
- Smooth meshing of belt and pulleys
- Reduced vibration
- Reduced noise
- Self-tracking, no flanges necessary
- Decreased polygonal effect
- No lateral movement
- Increased power range
- Improved repeatability
- Friction reduced tracking
- Smooth idler interaction
- More compact design
- Tangential belt drive possible

APPLICATIONS

Numerous high performance special applications can now be accomplished by utilizing the ARC-POWER® timing belt technology. The ARC-POWER® technology is the preferred choice for the following applications:

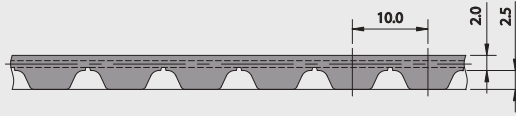
- Linear drives
- Power transmission
- Conveying
- Indexing



POLYURETHANE TIMING BELTS

ARC-Power[®] Self-Tracking-Series


BAT10



Pulleys pg #157




Open-Ended "M"



Specifications

Widths (mm) In between widths available	25	32	50	75	100
Lengths	Any lengths available - Stock rolls 50 meters				
Available Options See page# 130	Nylon coating tooth side (PAZ), Nylon backing (PAR), Nylon both sides (PAZ-PAR), Polyurethane back cover (T-cover)				
Tension Member Options	Steel standard Hi-flex steel VA301 Stainless steel VA316 Hi-flex Stainless steel Kevlar [®]				

Spliced and Welded "V"



Specifications

Widths (mm) In between widths available	25	32	50	75	100
Min. Joined Length (mm) Increasing in one tooth increments	880				
Available Options See page# 130	Nylon coating tooth side (PAZ), Nylon backing (PAR), Nylon both sides (PAZ-PAR), Polyurethane back cover (T-cover)				
Tension Member Options	Steel standard Hi-flex steel VA301 Stainless steel VA316 Hi-flex Stainless steel Kevlar [®]				

For more technical information please see the Specialty Belts Catalog on our website.

Ordering Example: Polyurethane Timing Belt

[WIDTH] [PITCH] / [LENGTH] [CONSTRUCTION]

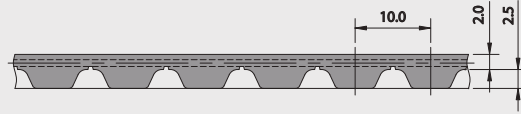
75 BAT10 / 4000 M

POLYURETHANE TIMING BELTS


ARC-Power® Self-Tracking-Series

Pulleys pg #157

BAT10



Truly Endless “BFX”



Specifications

Widths (mm) In between widths available	25	32	50	75	100
Lengths	See Standard Lengths Below Additional lengths available up to 22,000mm. In between lengths available starting at a minimum of 1,100mm. Belts >50mm wide start at a minimum length of 720mm.				
Available Options See page# 130	Nylon coating tooth side (PAZ), Polyurethane back cover (T-cover), Extra thick (DR)				
Tension Member Options	Steel standard Hi-flex steel VA301 Stainless steel VA316 Hi-flex Stainless steel Kevlar®				

STANDARD LENGTHS

Pitch/Length Version	Number of Teeth
BAT10 / 1100 BFX	110
BAT10 / 1150 BFX	115
BAT10 / 1210 BFX	121
BAT10 / 1240 BFX	124
BAT10 / 1250 BFX	125
BAT10 / 1320 BFX	132
BAT10 / 1400 BFX	140
BAT10 / 1500 BFX	150
BAT10 / 1600 BFX	160

Pitch/Length Version	Number of Teeth
BAT10 / 1700 BFX	170
BAT10 / 1800 BFX	180
BAT10 / 1900 BFX	190
BAT10 / 2000 BFX	200
BAT10 / 2240 BFX	224
BAT10 / 2500 BFX	250
BAT10 / 2800 BFX	280
BAT10 / 3000 BFX	300
BAT10 / 3550 BFX	355

Pitch/Length Version	Number of Teeth
BAT10 / 4000 BFX	400
BAT10 / 4500 BFX	450
BAT10 / 5000 BFX	500
BAT10 / 5600 BFX	560
BAT10 / 6000 BFX	600
BAT10 / 6700 BFX	670
BAT10 / 7100 BFX	710
BAT10 / 7500 BFX	750

Ordering Example: Polyurethane Timing Belt

[WIDTH] [PITCH] / [LENGTH] [CONSTRUCTION]
75 BAT10 / 4500 BFX

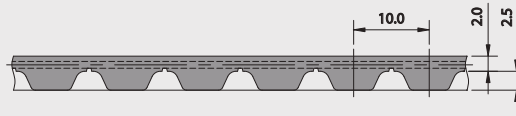
For more technical information please see the Specialty Belts Catalog on our website.

POLYURETHANE TIMING BELTS


ARC-Power[®] Self-Tracking-Series

Pulleys pg #157

BATK10




Open-Ended "M"



Specifications

Widths (mm) In between widths available	32	50	75	100
Lengths	Any lengths available - Stock rolls 50 meters			
Available Options See page# 130	White nylon coating tooth side (PAZ), Nylon backing (PAR), Nylon both sides (PAZ-PAR)			
Tension Member Options	Steel standard Hi-flex steel VA301 Stainless steel VA316 Hi-flex Stainless steel Kevlar [®]			

Spliced and Welded "V"



Specifications

Widths (mm) In between widths available	32	50	75	100
Min. Joined Length (mm) Increasing in one tooth increments	880			
Available Options See page# 130	White nylon coating tooth side (PAZ), Nylon backing (PAR), Nylon both sides (PAZ-PAR)			
Tension Member Options	Steel standard Hi-flex steel VA301 Stainless steel VA316 Hi-flex Stainless steel Kevlar [®]			

Ordering Example: Polyurethane Timing Belt

[WIDTH] [PITCH] / [LENGTH] [CONSTRUCTION]

32 BATK10 / 4000 M

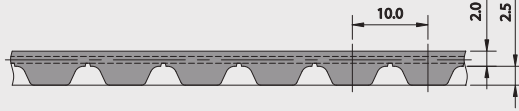
For more technical information please see the Specialty Belts Catalog on our website.

POLYURETHANE TIMING BELTS


ARC-Power® Self-Tracking-Series

Pulleys pg #157

BATK10



Truly Endless “BFX”



Specifications

Widths (mm) In between widths available	32	50	75	100
Lengths	See Standard Lengths Below Additional lengths available up to 22,000mm. In between lengths available starting at a minimum length of 1,100mm. 50mm wide belts start at a minimum length of 720mm.			
Available Options See page# 130	White Nylon coating tooth side (PAZ)			
Tension Member Options	Steel standard Hi-flex steel VA301 Stainless steel VA316 Hi-flex Stainless steel Kevlar®			

STANDARD LENGTHS

Pitch/Length Version	Number of Teeth
BATK10 / 1100 BFX	110
BATK10 / 1150 BFX	115
BATK10 / 1210 BFX	121
BATK10 / 1240 BFX	124
BATK10 / 1250 BFX	125
BATK10 / 1320 BFX	132
BATK10 / 1400 BFX	140
BATK10 / 1500 BFX	150
BATK10 / 1600 BFX	160

Pitch/Length Version	Number of Teeth
BATK10 / 1700 BFX	170
BATK10 / 1800 BFX	180
BATK10 / 1900 BFX	190
BATK10 / 2000 BFX	200
BATK10 / 2240 BFX	224
BATK10 / 2500 BFX	250
BATK10 / 2800 BFX	280
BATK10 / 3000 BFX	300
BATK10 / 3550 BFX	355

Pitch/Length Version	Number of Teeth
BATK10 / 4000 BFX	400
BATK10 / 4500 BFX	450
BATK10 / 5000 BFX	500
BATK10 / 5600 BFX	560
BATK10 / 6000 BFX	600
BATK10 / 6700 BFX	670
BATK10 / 7100 BFX	710
BATK10 / 7500 BFX	750

Ordering Example: Polyurethane Timing Belt

[WIDTH] [PITCH] / [LENGTH] [CONSTRUCTION]

32 BATK10 / 5000 BFX

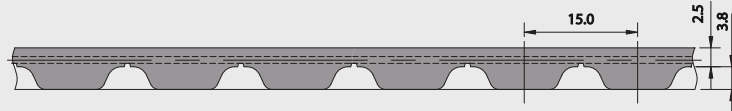
For more technical information please see the Specialty Belts Catalog on our website.

POLYURETHANE TIMING BELTS


ARC-Power® Self-Tracking-Series

Pulleys pg #157

BAT15




Open-Ended "M"



Specifications

Widths (mm) In between widths available	50	75	100
Lengths	Any lengths available - Stock rolls 50 meters		
Available Options See page# 130	Nylon coating tooth side (PAZ), Nylon backing (PAR), Nylon both sides (PAZ-PAR)		
Tension Member Options	Steel standard		
	Hi-flex steel		
	VA301 Stainless steel		
	VA316 Hi-flex Stainless steel		
	Kevlar®		

Spliced and Welded "V"



Specifications

Widths (mm) In between widths available	50	75	100
Min. Joined Length (mm) Increasing in one tooth increments	960		
Available Options See page# 130	Nylon coating tooth side (PAZ), Nylon backing (PAR), Nylon both sides (PAZ-PAR)		
Tension Member Options	Steel standard		
	Hi-flex steel		
	VA301 Stainless steel		
	VA316 Hi-flex Stainless steel		
	Kevlar®		

Ordering Example: Polyurethane Timing Belt

[WIDTH] [PITCH] / [LENGTH] [CONSTRUCTION]
75 BAT15 / 4005 M

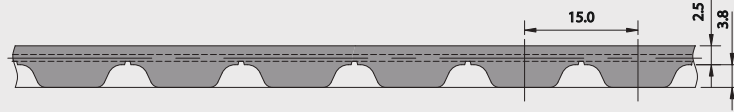
For more technical information please see the Specialty Belts Catalog on our website.

POLYURETHANE TIMING BELTS


ARC-Power® Self-Tracking-Series

Pulleys pg #157

BAT15



Truly Endless “BFX”



Specifications

Widths (mm) In between widths available	50	75	100
Lengths	See Standard Lengths Below Additional lengths available up to 21,990mm. In between lengths available starting at a minimum length of 1,100mm.		
Available Options See page# 130	Nylon coating tooth side (PAZ)		
Tension Member Options	Steel standard Hi-flex steel VA301 Stainless steel VA316 Hi-flex Stainless steel		

STANDARD LENGTHS

Pitch/Length Version	Number of Teeth	Pitch/Length Version	Number of Teeth
BAT15 / 1995 BFX	133	BAT15 / 4995 BFX	333
BAT15 / 2250 BFX	150	BAT15 / 5295 BFX	353
BAT15 / 2505 BFX	167	BAT15 / 5595 BFX	373
BAT15 / 2790 BFX	186	BAT15 / 6000 BFX	400
BAT15 / 3000 BFX	200	BAT15 / 6300 BFX	420
BAT15 / 3495 BFX	233	BAT15 / 6705 BFX	447
BAT15 / 3750 BFX	250	BAT15 / 7095 BFX	473
BAT15 / 4005 BFX	267	BAT15 / 7500 BFX	500
BAT15 / 4500 BFX	300		

Ordering Example: Polyurethane Timing Belt

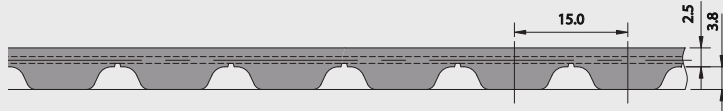
[WIDTH] [PITCH] / [LENGTH] [CONSTRUCTION]
75 **BAT15** / **4005** **BFX**

For more technical information please see the Specialty Belts Catalog on our website.

POLYURETHANE TIMING BELTS

ARC-Power® Self-Tracking-Series


BATK15



Pulleys pg #157




Open-Ended "M"



Specifications

Widths (mm) In between widths available	50	75	100
Lengths	Any lengths available - Stock rolls 50 meters		
Available Options See page# 130	White Nylon coating tooth side (PAZ), Nylon backing (PAR), Nylon both sides (PAZ-PAR)		
Tension Member Options	Steel standard		
	Hi-flex steel		
	VA301 Stainless steel		
	VA316 Hi-flex Stainless steel		
	Kevlar®		

Spliced and Welded "V"



Specifications

Widths (mm) In between widths available	50	75	100
Min. Joined Length (mm) Increasing in one tooth increments	960		
Available Options See page# 130	White Nylon coating tooth side (PAZ), Nylon backing (PAR), Nylon both sides (PAZ-PAR)		
Tension Member Options	Steel standard		
	Hi-flex steel		
	VA301 Stainless steel		
	VA316 Hi-flex Stainless steel		
	Kevlar®		

Ordering Example: Polyurethane Timing Belt

[WIDTH] [PITCH] / [LENGTH] [CONSTRUCTION]

50 BATK15 / 4005 M

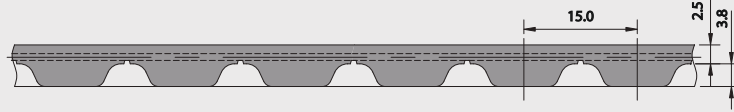
For more technical information please see the Specialty Belts Catalog on our website.

POLYURETHANE TIMING BELTS


ARC-Power® Self-Tracking-Series

Pulleys pg #157

BATK15



Truly Endless "BFX"



Specifications

Widths (mm) In between widths available	50	75	100
Lengths	See Standard Lengths Below Additional lengths available up to 21,990mm. In between lengths available starting at a minimum length of 1,500mm.		
Available Options See page# 130	White Nylon coating tooth side (PAZ)		
Tension Member Options	Steel standard		
	Hi-flex steel		
	VA301 Stainless steel		
	VA316 Hi-flex Stainless steel		

STANDARD LENGTHS

Pitch/Length Version	Number of Teeth
BATK15 / 1500 BFX	100
BATK15 / 1590 BFX	106
BATK15 / 1710 BFX	114
BATK15 / 1800 BFX	120
BATK15 / 1905 BFX	127
BATK15 / 1995 BFX	133
BATK15 / 2250 BFX	150
BATK15 / 2505 BFX	167

Pitch/Length Version	Number of Teeth
BATK15 / 2790 BFX	186
BATK15 / 3000 BFX	200
BATK15 / 3495 BFX	233
BATK15 / 3750 BFX	250
BATK15 / 4005 BFX	267
BATK15 / 4500 BFX	300
BATK15 / 4995 BFX	333
BATK15 / 5295 BFX	353

Pitch/Length Version	Number of Teeth
BATK15 / 5595 BFX	373
BATK15 / 6000 BFX	400
BATK15 / 6300 BFX	420
BATK15 / 6705 BFX	447
BATK15 / 7095 BFX	473
BATK15 / 7500 BFX	500

Ordering Example: Polyurethane Timing Belt

[WIDTH] [PITCH] / [LENGTH] [CONSTRUCTION]
50 **BATK15** / **2505** **BFX**

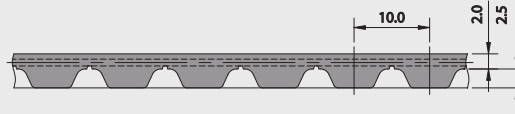
For more technical information please see the Specialty Belts Catalog on our website.

POLYURETHANE TIMING BELTS


SFAT Self-Tracking-Series

Pulleys pg #157

SFAT10




Open-Ended "M"



Specifications

Widths (mm) In between widths available	50	75	100
Lengths	Any lengths available - Stock rolls 50 meters		
Available Options See page# 130	Nylon coating tooth side (PAZ), Nylon backing (PAR), Nylon both sides (PAZ-PAR)		
Tension Member Options	Steel standard		
	Hi-flex steel		
	VA301 Stainless steel		

Spliced and Welded "V"



Specifications

Widths (mm) In between widths available	50	75	100
Min. Joined Length (mm) Increasing in one tooth increments	880		
Available Options See page# 130	Nylon coating tooth side (PAZ), Nylon backing (PAR), Nylon both sides (PAZ-PAR)		
Tension Member Options	Steel standard		
	Hi-flex steel		
	VA301 Stainless steel		

Ordering Example: Polyurethane Timing Belt

[WIDTH] [PITCH] / [LENGTH] [CONSTRUCTION]

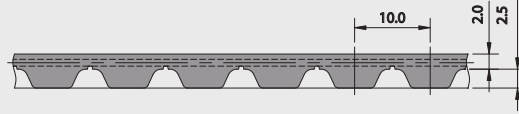
75 SFAT10 / 4000 M

POLYURETHANE TIMING BELTS


SFAT Self-Tracking-Series

Pulleys pg #157

SFAT10



Truly Endless "BFX"



Specifications

Widths (mm) In between widths available	50	75	100
Lengths	See Standard Lengths Below Additional lengths available up to 22,000mm. In between lengths available starting at a minimum length of 1,100mm.		
Available Options See page# 130	Nylon coating tooth side (PAZ)		
Tension Member Options	Steel standard		
	Hi-flex steel		
	VA301 Stainless steel		

STANDARD LENGTHS

Pitch/Length Version	Number of Teeth	Pitch/Length Version	Number of Teeth	Pitch/Length Version	Number of Teeth
SFAT10 / 1100 BFX	110	SFAT10 / 1900 BFX	190	SFAT10 / 4500 BFX	450
SFAT10 / 1200 BFX	120	SFAT10 / 2000 BFX	200	SFAT10 / 5000 BFX	500
SFAT10 / 1300 BFX	130	SFAT10 / 2240 BFX	224	SFAT10 / 5600 BFX	560
SFAT10 / 1400 BFX	140	SFAT10 / 2500 BFX	250	SFAT10 / 6000 BFX	600
SFAT10 / 1500 BFX	150	SFAT10 / 2800 BFX	280	SFAT10 / 6700 BFX	670
SFAT10 / 1600 BFX	160	SFAT10 / 3000 BFX	300	SFAT10 / 7100 BFX	710
SFAT10 / 1700 BFX	170	SFAT10 / 3550 BFX	355	SFAT10 / 7500 BFX	750
SFAT10 / 1800 BFX	180	SFAT10 / 4000 BFX	400		

Ordering Example: Polyurethane Timing Belt

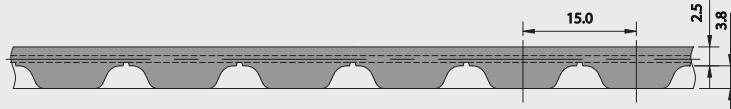
[WIDTH] [PITCH] / [LENGTH] [CONSTRUCTION]

75 SFAT10 / 5000 BFX

POLYURETHANE TIMING BELTS

SFAT Self-Tracking-Series


SFAT15



Pulleys pg #157




Open-Ended "M"



Specifications

NOTE: Contact us for SFAT15 open-ended belts.

Spliced and Welded "V"



Specifications

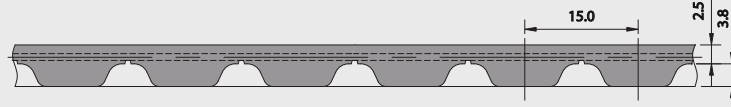
NOTE: Contact us for SFAT15 spliced and welded belts.

POLYURETHANE TIMING BELTS


SFAT Self-Tracking-Series

Pulleys pg #157

SFAT15



Truly Endless "BFX"



Specifications

Widths (mm) In between widths available	50	75	100
Lengths	See Standard Lengths Below Additional lengths available up to 21,990mm. In between lengths available starting at a minimum length of 1,500mm.		
Available Options See page# 130	Nylon coating tooth side (PAZ)		
Tension Member Options	Steel standard Hi-flex steel VA301 Stainless steel		

STANDARD LENGTHS

Pitch/Length Version	Number of Teeth	Pitch/Length Version	Number of Teeth	Pitch/Length Version	Number of Teeth
SFAT15 / 1500 BFX	100	SFAT15 / 2790 BFX	186	SFAT15 / 5595 BFX	373
SFAT15 / 1590 BFX	106	SFAT15 / 3000 BFX	200	SFAT15 / 6000 BFX	400
SFAT15 / 1710 BFX	114	SFAT15 / 3495 BFX	233	SFAT15 / 6300 BFX	420
SFAT15 / 1800 BFX	120	SFAT15 / 3750 BFX	250	SFAT15 / 6705 BFX	447
SFAT15 / 1905 BFX	127	SFAT15 / 4005 BFX	167	SFAT15 / 7095 BFX	473
SFAT15 / 1995 BFX	133	SFAT15 / 4500 BFX	300	SFAT15 / 7500 BFX	500
SFAT15 / 2250 BFX	150	SFAT15 / 4995 BFX	333		
SFAT15 / 2505 BFX	167	SFAT15 / 5295 BFX	353		

Ordering Example: Polyurethane Timing Belt

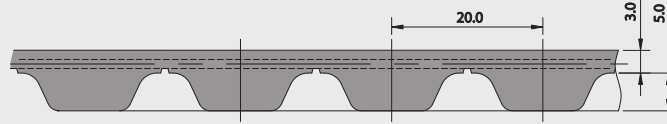
[WIDTH] [PITCH] / [LENGTH] [CONSTRUCTION]
75 SFAT15 / 6300 BFX

POLYURETHANE TIMING BELTS


SFAT Self-Tracking-Series

Pulleys pg #157

SFAT20




Open-Ended "M"



Specifications

Widths (mm) In between widths available	50	75	100
Lengths	Any lengths available - Stock rolls 50 meters		
Available Options See page# 130	Nylon coating tooth side (PAZ), Nylon backing (PAR), Nylon both sides (PAZ-PAR)		
Tension Member Options	Steel standard Hi-flex steel VA301 Stainless steel		

Spliced and Welded "V"



Specifications

Widths (mm) In between widths available	50	75	100
Min. Joined Length (mm) Increasing in one tooth increments	1,000		
Available Options See page# 130	Nylon coating tooth side (PAZ), Nylon backing (PAR), Nylon both sides (PAZ-PAR)		
Tension Member Options	Steel standard Hi-flex steel VA301 Stainless steel		

Ordering Example: Polyurethane Timing Belt

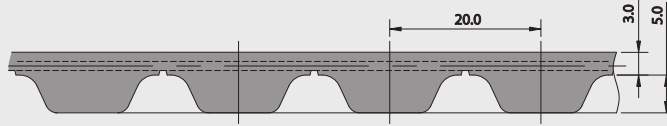
[WIDTH] [PITCH] / [LENGTH] [CONSTRUCTION]
75 SFAT20 / 4000 M

POLYURETHANE TIMING BELTS


SFAT Self-Tracking-Series

Pulleys pg #157

SFAT20



Truly Endless "BFX"



Specifications

Widths (mm) In between widths available	50	75	100
Lengths	See Standard Lengths Below Additional lengths available up to 22,000mm. In between lengths available starting at a minimum length of 1,500mm.		
Available Options See page# 130	Nylon coating tooth side (PAZ)		
Tension Member Options	Steel standard Hi-flex steel VA301 Stainless steel		

STANDARD LENGTHS

Pitch/Length Version	Number of Teeth	Pitch/Length Version	Number of Teeth	Pitch/Length Version	Number of Teeth
SFAT20 / 1500 BFX	75	SFAT20 / 2500 BFX	125	SFAT20 / 5000 BFX	250
SFAT20 / 1600 BFX	80	SFAT20 / 2800 BFX	140	SFAT20 / 5600 BFX	280
SFAT20 / 1700 BFX	85	SFAT20 / 3000 BFX	150	SFAT20 / 6000 BFX	300
SFAT20 / 1800 BFX	90	SFAT20 / 3560 BFX	178	SFAT20 / 6700 BFX	335
SFAT20 / 1900 BFX	95	SFAT20 / 3760 BFX	188	SFAT20 / 7100 BFX	355
SFAT20 / 2000 BFX	100	SFAT20 / 4000 BFX	200	SFAT20 / 7500 BFX	375
SFAT20 / 2240 BFX	112	SFAT20 / 4500 BFX	225		

Ordering Example: Polyurethane Timing Belt

[WIDTH] [PITCH] / [LENGTH] [CONSTRUCTION]
75 SFAT20 / 4500 BFX

POLYURETHANE TIMING BELTS

Double Sided-Series

T5 DL



Pulleys pg #157




Open-Ended "M"



Specifications

Widths (mm) In between widths available	6	10	12	16	20	25	32	50	75
Lengths	Any lengths available - Stock rolls 50 meters								
Available Options See page# 130	Nylon coating tooth side (PAZ) One side only								
Tension Member Options	Steel standard Hi-flex steel VA301 Stainless steel VA316 Hi-flex Stainless steel Kevlar®								

Spliced and Welded "V"



Specifications

Widths (mm) In between widths available	10	12	16	20	25	32	50	75
Min. Joined Length (mm) Increasing in one tooth increments	400							
Available Options See page# 130	Nylon coating tooth side (PAZ) One side only							
Tension Member Options	Steel standard Hi-flex steel VA301 Stainless steel VA316 Hi-flex Stainless steel Kevlar®							

Ordering Example: Polyurethane Timing Belt

[WIDTH] [PITCH] / [LENGTH] [CONSTRUCTION]

75 T5 DL / 4000 M

POLYURETHANE TIMING BELTS

Double Sided-Series


T5 DL



Pulleys pg #157



Truly Endless "BFX"



Specifications

Widths (mm) In between widths available	6	10	12	16	20	25	32	50	75	100
Lengths	See Standard Lengths Below Additional lengths available up to 15,000mm. In between lengths available starting at a minimum length of 900mm.									
Available Options See page# 130	Nylon coating tooth side (PAZ) One side only									
Tension Member Options	Steel standard Hi-flex steel VA301 Stainless steel VA316 Hi-flex Stainless steel Kevlar®									

STANDARD LENGTHS

Pitch/Length Version	Number of Teeth
T5 DL / 150 SFX	30
T5 DL / 260 SFX	52
T5 DL / 300 SFX	60
T5 DL / 410 SFX	82
T5 DL / 460 SFX	92
T5 DL / 515 SFX	105
T5 DL / 590 SFX	118
T5 DL / 620 SFX	124
T5 DL / 625 SFX	125
T5 DL / 750 SFX	150
T5 DL / 815 SFX	163
T5 DL / 860 SFX	172
T5 DL / 940 SFX	188
T5 DL / 1075 BFX	215
T5 DL / 1100 BFX	220
T5 DL / 1215 BFX	243

Pitch/Length Version	Number of Teeth
T5 DL / 1325 BFX	265
T5 DL / 1380 BFX	276
T5 DL / 1400 BFX	280
T5 DL / 1500 BFX	300
T5 DL / 1600 BFX	320
T5 DL / 1700 BFX	340
T5 DL / 1800 BFX	360
T5 DL / 1900 BFX	380
T5 DL / 2000 BFX	400
T5 DL / 2120 BFX	424
T5 DL / 2240 BFX	448
T5 DL / 2360 BFX	472
T5 DL / 2500 BFX	500
T5 DL / 2650 BFX	530
T5 DL / 2800 BFX	560
T5 DL / 3000 BFX	600

Pitch/Length Version	Number of Teeth
T5 DL / 3150 BFX	630
T5 DL / 3350 BFX	670
T5 DL / 3550 BFX	710
T5 DL / 3750 BFX	750
T5 DL / 4000 BFX	800
T5 DL / 4250 BFX	850
T5 DL / 4500 BFX	900
T5 DL / 4750 BFX	950
T5 DL / 5000 BFX	1000
T5 DL / 5300 BFX	1060
T5 DL / 5600 BFX	1120
T5 DL / 6000 BFX	1200
T5 DL / 6300 BFX	1260
T5 DL / 6700 BFX	1340
T5 DL / 7100 BFX	1420
T5 DL / 7500 BFX	1500

Ordering Example: Polyurethane Timing Belt

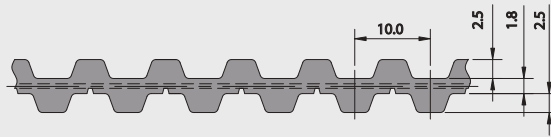
[WIDTH] [PITCH] / [LENGTH] [CONSTRUCTION]

75 T5 DL / 2650 BFX

POLYURETHANE TIMING BELTS

Double Sided-Series


T10 DL



Pulleys pg #157




Open-Ended "M"



Specifications

Widths (mm) In between widths available	16	20	25	32	50	75	100
Lengths	Any lengths available - Stock rolls 50 meters						
Available Options See page# 130	Nylon coating tooth side (PAZ) One side only						
Tension Member Options	Steel standard Hi-flex steel VA301 Stainless steel VA316 Hi-flex Stainless steel Kevlar®						

Spliced and Welded "V"



Specifications

Widths (mm) In between widths available	16	20	25	32	50	75	100
Min. Joined Length (mm) Increasing in one tooth increments	800			850			
Available Options See page# 130	Nylon coating tooth side (PAZ) One side only						
Tension Member Options	Steel standard Hi-flex steel VA301 Stainless steel VA316 Hi-flex Stainless steel Kevlar®						

Ordering Example: Polyurethane Timing Belt

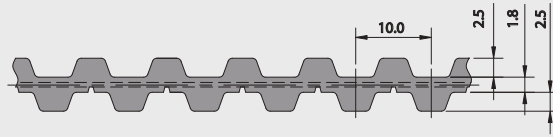
[WIDTH] [PITCH] / [LENGTH] [CONSTRUCTION]

75 T10 DL / 4000 M

POLYURETHANE TIMING BELTS

Double Sided-Series


T10 DL



Pulleys pg #157



Truly Endless "BFX"



Specifications

Widths (mm) In between widths available	12	16	20	25	32	50	75	100
Lengths	See Standard Lengths Below Additional lengths available up to 22,000mm. In between lengths available starting at a minimum length of 900mm.							
Available Options See page# 130	Nylon coating tooth side (PAZ) One side only							
Tension Member Options	Steel standard Hi-flex steel VA301 Stainless steel VA316 Hi-flex Stainless steel Kevlar®							

STANDARD LENGTHS

Pitch/Length Version	Number of Teeth
T10 DL / 260 SFX	26
T10 DL / 530 SFX	53
T10 DL / 630 SFX	63
T10 DL / 660 SFX	66
T10 DL / 720 SFX	72
T10 DL / 840 SFX	84
T10 DL / 980 SFX	98
T10 DL / 1080 BFX	108
T10 DL / 1150 BFX	115
T10 DL / 1210 BFX	121
T10 DL / 1240 BFX	124
T10 DL / 1250 BFX	125
T10 DL / 1320 BFX	132
T10 DL / 1350 BFX	135
T10 DL / 1390 BFX	139
T10 DL / 1400 BFX	140
T10 DL / 1420 BFX	142

Pitch/Length Version	Number of Teeth
T10 DL / 1460 BFX	146
T10 DL / 1500 BFX	150
T10 DL / 1560 BFX	156
T10 DL / 1610 BFX	161
T10 DL / 1750 BFX	175
T10 DL / 1780 BFX	178
T10 DL / 1880 BFX	188
T10 DL / 1960 BFX	196
T10 DL / 2250 BFX	225
T10 DL / 2360 BFX	236
T10 DL / 2500 BFX	250
T10 DL / 2650 BFX	265
T10 DL / 2800 BFX	280
T10 DL / 3000 BFX	300
T10 DL / 3100 BFX	310
T10 DL / 3150 BFX	315
T10 DL / 3350 BFX	335

Pitch/Length Version	Number of Teeth
T10 DL / 3750 BFX	375
T10 DL / 4000 BFX	400
T10 DL / 4250 BFX	425
T10 DL / 4500 BFX	450
T10 DL / 4750 BFX	475
T10 DL / 5000 BFX	500
T10 DL / 5300 BFX	530
T10 DL / 5600 BFX	560
T10 DL / 6000 BFX	600
T10 DL / 6300 BFX	630
T10 DL / 6700 BFX	670
T10 DL / 7100 BFX	710
T10 DL / 7500 BFX	750
T10 DL / 8000 BFX	800
T10 DL / 9000 BFX	900

Ordering Example: Polyurethane Timing Belt

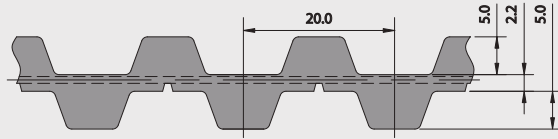
[WIDTH] [PITCH] / [LENGTH] [CONSTRUCTION]

75 T10 DL / 4500 BFX

POLYURETHANE TIMING BELTS

Double Sided-Series

T20 DL



Pulleys pg #157




Open-Ended "M"



Specifications

Widths (mm) In between widths available	25	32	50	75	100
Lengths	Any lengths available - Stock rolls 50 meters				
Available Options See page# 130	Nylon coating tooth side (PAZ) One side only				
Tension Member Options	Steel standard				
	Hi-flex steel				
	VA301 Stainless steel				
	VA316 Hi-flex Stainless steel				
Kevlar®					

Spliced and Welded "V"



Specifications

Widths (mm) In between widths available	25	32	50	75	100
Min. Joined Length (mm) Increasing in one tooth increments	1,200				
Available Options See page# 130	Nylon coating tooth side (PAZ) One side only				
Tension Member Options	Steel standard				
	Hi-flex steel				
	VA301 Stainless steel				
	VA316 Hi-flex Stainless steel				
Kevlar®					

Ordering Example: Polyurethane Timing Belt

[WIDTH] [PITCH] / [LENGTH] [CONSTRUCTION]

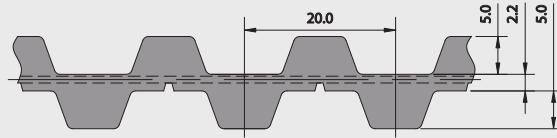
75 T20 DL / 4000 M

POLYURETHANE TIMING BELTS


Double Sided-Series

Pulleys pg #157

T20 DL



Truly Endless "BFX"



Specifications

Widths (mm) In between widths available	25	32	50	75	100
Lengths	See Standard Lengths Below Additional lengths available up to 22,000mm. In between lengths available starting at a minimum length of 1,100mm. Belts > 150mm wide available up to 15,000mm from a min. length of 1,500mm.				
Available Options See page# 130	Nylon coating tooth side (PAZ) One side only				
Tension Member Options	Steel standard Hi-flex steel VA301 Stainless steel VA316 Hi-flex Stainless steel				

STANDARD LENGTHS

Pitch/Length Version	Number of Teeth
AT20 DL / 1500 BFX	75
AT20 DL / 1600 BFX	80
AT20 DL / 1700 BFX	85
AT20 DL / 1800 BFX	90
AT20 DL / 1900 BFX	95
AT20 DL / 2000 BFX	100
AT20 DL / 2120 BFX	106
AT20 DL / 2240 BFX	112
AT20 DL / 2360 BFX	118
AT20 DL / 2500 BFX	125
AT20 DL / 2600 BFX	130
AT20 DL / 2660 BFX	133

Pitch/Length Version	Number of Teeth
AT20 DL / 2800 BFX	140
AT20 DL / 3000 BFX	150
AT20 DL / 3160 BFX	158
AT20 DL / 3360 BFX	168
AT20 DL / 3560 BFX	178
AT20 DL / 3620 BFX	181
AT20 DL / 3760 BFX	188
AT20 DL / 4000 BFX	200
AT20 DL / 4260 BFX	213
AT20 DL / 4500 BFX	225
AT20 DL / 4760 BFX	238
AT20 DL / 5000 BFX	250

Pitch/Length Version	Number of Teeth
AT20 DL / 5300 BFX	265
AT20 DL / 5600 BFX	280
AT20 DL / 6000 BFX	300
AT20 DL / 6300 BFX	315
AT20 DL / 6700 BFX	335
AT20 DL / 7100 BFX	355
AT20 DL / 7500 BFX	375
AT20 DL / 8000 BFX	400
AT20 DL / 8500 BFX	425
AT20 DL / 9000 BFX	450

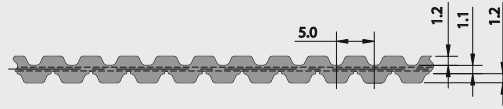
Ordering Example: Polyurethane Timing Belt

[WIDTH] [PITCH] / [LENGTH] [CONSTRUCTION]
75 T20 DL / 4500 BFX

POLYURETHANE TIMING BELTS

Double Sided-Series


AT5 DL



Pulleys pg #157



Truly Endless "BFX"



Specifications

Widths (inches) In between widths available	6	8	10	12	16	20	25	32	50	75	100
Lengths	See Standard Lengths Below Additional lengths available up to 15,000mm. In between lengths available starting at a minimum length of 900mm.										
Available Options See page# 130	Nylon coating tooth side (PAZ) One side only										
Tension Member Options	Steel standard Hi-flex steel VA301 Stainless steel VA316 Hi-flex Stainless steel Kevlar®										

STANDARD LENGTHS

Pitch/Length Version	Number of Teeth
AT5 DL / 1075 BFX	215
AT5 DL / 1100 BFX	220
AT5 DL / 1215 BFX	243
AT5 DL / 1380 BFX	276
AT5 DL / 1400 BFX	280
AT5 DL / 1500 BFX	300
AT5 DL / 1600 BFX	320
AT5 DL / 1700 BFX	340
AT5 DL / 1800 BFX	360
AT5 DL / 1900 BFX	380
AT5 DL / 2000 BFX	400
AT5 DL / 2120 BFX	424

Pitch/Length Version	Number of Teeth
AT5 DL / 2240 BFX	448
AT5 DL / 2360 BFX	472
AT5 DL / 2500 BFX	500
AT5 DL / 2650 BFX	530
AT5 DL / 2800 BFX	560
AT5 DL / 3000 BFX	600
AT5 DL / 3150 BFX	630
AT5 DL / 3350 BFX	670
AT5 DL / 3550 BFX	710
AT5 DL / 3750 BFX	750
AT5 DL / 4000 BFX	800
AT5 DL / 4250 BFX	850

Pitch/Length Version	Number of Teeth
AT5 DL / 4500 BFX	900
AT5 DL / 4750 BFX	950
AT5 DL / 5000 BFX	1000
AT5 DL / 5300 BFX	1060
AT5 DL / 5600 BFX	1120
AT5 DL / 6000 BFX	1200
AT5 DL / 6300 BFX	1260
AT5 DL / 6700 BFX	1340
AT5 DL / 7100 BFX	1420
AT5 DL / 7500 BFX	1500

Ordering Example: Polyurethane Timing Belt

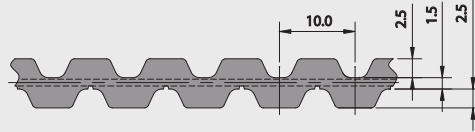
[WIDTH] [PITCH] / [LENGTH] [CONSTRUCTION]
75 AT5 DL / 3750 BFX

POLYURETHANE TIMING BELTS


Double Sided-Series

Pulleys pg #157

AT10 DL



Truly Endless "BFX"



Specifications

Widths (mm) In between widths available	10	12	16	20	25	32	50	75	100
Lengths	See Standard Lengths Below Additional lengths available up to 20,000mm. In between lengths available starting at a minimum length of 900mm.								
Available Options See page# 130	Nylon coating tooth side (PAZ) One side only								
Tension Member Options	Steel standard Hi-flex steel VA301 Stainless steel VA316 Hi-flex Stainless steel Kevlar®								

STANDARD LENGTHS

Pitch/Length Version	Number of Teeth	Pitch/Length Version	Number of Teeth	Pitch/Length Version	Number of Teeth
AT10 DL / 1150 BFX	115	AT10 DL / 2000 BFX	200	AT10 DL / 4250 BFX	425
AT10 DL / 1210 BFX	121	AT10 DL / 2120 BFX	212	AT10 DL / 4500 BFX	450
AT10 DL / 1240 BFX	124	AT10 DL / 2240 BFX	224	AT10 DL / 4750 BFX	475
AT10 DL / 1250 BFX	125	AT10 DL / 2360 BFX	236	AT10 DL / 5000 BFX	500
AT10 DL / 1320 BFX	132	AT10 DL / 2500 BFX	250	AT10 DL / 5300 BFX	530
AT10 DL / 1400 BFX	140	AT10 DL / 2650 BFX	265	AT10 DL / 5600 BFX	560
AT10 DL / 1420 BFX	142	AT10 DL / 2800 BFX	280	AT10 DL / 6000 BFX	600
AT10 DL / 1500 BFX	150	AT10 DL / 3000 BFX	300	AT10 DL / 6300 BFX	630
AT10 DL / 1530 BFX	153	AT10 DL / 3150 BFX	315	AT10 DL / 6700 BFX	670
AT10 DL / 1600 BFX	160	AT10 DL / 3350 BFX	335	AT10 DL / 7100 BFX	710
AT10 DL / 1700 BFX	170	AT10 DL / 3550 BFX	355	AT10 DL / 7500 BFX	750
AT10 DL / 1800 BFX	180	AT10 DL / 3750 BFX	375	AT10 DL / 8000 BFX	800
AT10 DL / 1900 BFX	190	AT10 DL / 4000 BFX	400	AT10 DL / 9000 BFX	900

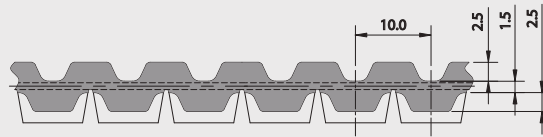
Ordering Example: Polyurethane Timing Belt

[WIDTH] [PITCH] / [LENGTH] [CONSTRUCTION]
75 AT10 DL / 4500 BFX

POLYURETHANE TIMING BELTS

Double Sided-Series


ATK10K6 DL



Pulleys pg #157



Truly Endless "BFX"



Specifications

Widths (inches) In between widths available	25	50	100
Lengths	See Standard Lengths Below Additional lengths available up to 22,000mm. In between lengths available starting at a minimum length of 1,500mm.		
Available Options See page# 130	Nylon coating tooth side (PAZ) One side only		
Tension Member Options	Steel standard Hi-flex steel VA301 Stainless steel VA316 Hi-flex Stainless steel Kevlar®		

STANDARD LENGTHS

Pitch/Length Version	Number of Teeth	Pitch/Length Version	Number of Teeth	Pitch/Length Version	Number of Teeth
ATK10K6 DL / 1500 BFX	150	ATK10K6 DL / 2650 BFX	265	ATK10K6 DL / 4750 BFX	475
ATK10K6 DL / 1600 BFX	160	ATK10K6 DL / 2800 BFX	280	ATK10K6 DL / 5000 BFX	500
ATK10K6 DL / 1700 BFX	170	ATK10K6 DL / 3000 BFX	300	ATK10K6 DL / 5300 BFX	530
ATK10K6 DL / 1800 BFX	180	ATK10K6 DL / 3150 BFX	315	ATK10K6 DL / 5600 BFX	560
ATK10K6 DL / 1900 BFX	190	ATK10K6 DL / 3350 BFX	335	ATK10K6 DL / 6000 BFX	600
ATK10K6 DL / 2000 BFX	200	ATK10K6 DL / 3550 BFX	355	ATK10K6 DL / 6300 BFX	630
ATK10K6 DL / 2120 BFX	212	ATK10K6 DL / 3750 BFX	375	ATK10K6 DL / 6700 BFX	670
ATK10K6 DL / 2240 BFX	224	ATK10K6 DL / 4000 BFX	400	ATK10K6 DL / 7100 BFX	710
ATK10K6 DL / 2360 BFX	236	ATK10K6 DL / 4250 BFX	425	ATK10K6 DL / 7500 BFX	750
ATK10K6 DL / 2500 BFX	250	ATK10K6 DL / 4500 BFX	450	ATK10K6 DL / 8000 BFX	800

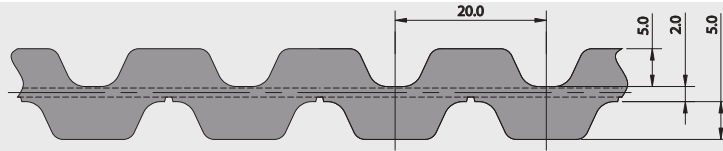
Ordering Example: Polyurethane Timing Belt

[WIDTH] [PITCH] / [LENGTH] [CONSTRUCTION]
50 ATK10K6 DL / 3750 BFX

POLYURETHANE TIMING BELTS

Double Sided-Series


AT20 DL



Pulleys pg #157



Truly Endless "BFX"



Specifications

Widths (mm) In between widths available	25	32	50	75	100
Lengths	See Standard Lengths Below Additional lengths available up to 22,000mm. In between lengths available starting at a minimum length of 1,500mm.				
Available Options See page# 130	Nylon coating tooth side (PAZ) One side only				
Tension Member Options	Steel standard Hi-flex steel VA301 Stainless steel VA316 Hi-flex Stainless steel				

STANDARD LENGTHS

Pitch/Length Version	Number of Teeth
AT20 DL / 1500 BFX	75
AT20 DL / 1600 BFX	80
AT20 DL / 1700 BFX	85
AT20 DL / 1800 BFX	90
AT20 DL / 1900 BFX	95
AT20 DL / 2000 BFX	100
AT20 DL / 2120 BFX	106
AT20 DL / 2240 BFX	112
AT20 DL / 2360 BFX	118
AT20 DL / 2500 BFX	125
AT20 DL / 2600 BFX	130
AT20 DL / 2660 BFX	133

Pitch/Length Version	Number of Teeth
AT20 DL / 2800 BFX	140
AT20 DL / 3000 BFX	150
AT20 DL / 3160 BFX	158
AT20 DL / 3360 BFX	168
AT20 DL / 3560 BFX	178
AT20 DL / 3620 BFX	181
AT20 DL / 3760 BFX	188
AT20 DL / 4000 BFX	200
AT20 DL / 4260 BFX	213
AT20 DL / 4500 BFX	225
AT20 DL / 4760 BFX	238
AT20 DL / 5000 BFX	250

Pitch/Length Version	Number of Teeth
AT20 DL / 5300 BFX	265
AT20 DL / 5600 BFX	280
AT20 DL / 6000 BFX	300
AT20 DL / 6300 BFX	315
AT20 DL / 6700 BFX	335
AT20 DL / 7100 BFX	355
AT20 DL / 7500 BFX	375
AT20 DL / 8000 BFX	400
AT20 DL / 8500 BFX	425
AT20 DL / 9000 BFX	450

Ordering Example: Polyurethane Timing Belt

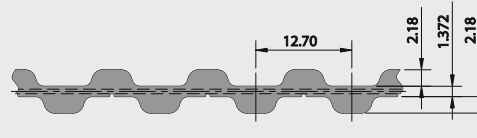
[WIDTH] [PITCH] / [LENGTH] [CONSTRUCTION]

75 AT20 DL / 4500 BFX

POLYURETHANE TIMING BELTS

Double Sided-Series


HDL (T1/2")



Pulleys pg #157




Spliced and Welded "V"



Specifications

Widths (inches) In between widths available	1.0	1.5	2.0
Widths (mm)	25.4	38.1	50.8
Min. Joined Length (mm) Increasing in one tooth increments	700		
Available Options See page# 130	Nylon coating tooth side (PAZ) One side only		
Tension Member Options	Steel standard Hi-flex steel VA301 Stainless steel VA316 Hi-flex Stainless steel		

Truly Endless "BFX"



Specifications

Widths (inches) In between widths available	.5	.75	1.0	1.5	2.0	3.0	4.0
Widths (mm)	12.7	19.05	25.4	38.1	50.8	76.2	101.6
Lengths	See Standard Lengths Below Additional lengths available up to 16,002mm (630"). In between lengths available starting at a minimum length of 901.7mm (35.5").						
Available Options See page# 130	Nylon coating tooth side (PAZ) One side only						
Tension Member Options	Steel standard Hi-flex steel VA301 Stainless steel VA316 Hi-flex Stainless steel						

STANDARD LENGTHS

Pitch/Length Version	Length in mm	Number of Teeth
420 H-DL	1066.8	84
450 H-DL	1143.0	90
480 H-DL	1219.2	96
510 H-DL	1295.4	102
540 H-DL	1371.6	108
570 H-DL	1447.8	114
600 H-DL	1524.0	120
630 H-DL	1600.2	126

Pitch/Length Version	Length in mm	Number of Teeth
660 H-DL	1676.4	132
700 H-DL	1778.0	140
750 H-DL	1905.0	150
800 H-DL	2032.0	160
850 H-DL	2159.0	170
900 H-DL	2286.0	180
1000 H-DL	2540.0	200
1100 H-DL	2794.0	220

Pitch/Length Version	Length in mm	Number of Teeth
1250 H-DL	3175.0	250
1400 H-DL	3556.0	280
1700 H-DL	4318.0	340
2000 H-DL	5080.0	400
2300 H-DL	5842.0	460
2600 H-DL	6604.0	520
3000 H-DL	7620.0	600

POLYURETHANE TIMING BELTS


HTD-Series

HTD 3M

Pulleys pg #157



Open-Ended "M"



Specifications

Widths (mm) In between widths available	5	10	15	20	25	30	50
Lengths	Any lengths available - Stock rolls 30 meters						
Available Options See page# 130	Nylon coating tooth side (PAZ)						
Tension Member Options	High Power (HP) Steel						

Ordering Example: Polyurethane Timing Belt

[WIDTH] [PITCH] / [LENGTH] [CONSTRUCTION] [CORD]

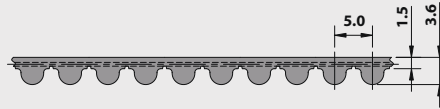
25 HTD 3M / 3000 M HP

POLYURETHANE TIMING BELTS


HTD-Series

HTD 5M

Pulleys pg #157




Open-Ended "M"



Specifications

Widths (mm) In between widths available	5	10	15	25	50
Lengths	Any lengths available - Stock rolls 30 meters				
Available Options See page# 130	Nylon coating tooth side (PAZ), Nylon backing (PAR), Nylon both sides (PAZ-PAR)				
Tension Member Options	High Power (HP) Steel High Flex (HF) Steel				

Spliced and Welded "V"



Specifications

Widths (mm) In between widths available	25	50	75	100
Min. Joined Length (mm) Increasing in one tooth increments	400			500
Available Options See page# 130	Nylon coating tooth side (PAZ), Nylon backing (PAR), Nylon both sides (PAZ-PAR)			
Tension Member Options	High Flex (HF) Steel			

Ordering Example: Polyurethane Timing Belt

[WIDTH] [PITCH] / [LENGTH] [CONSTRUCTION] [CORD]

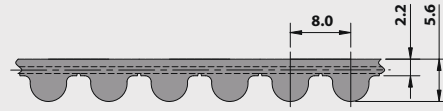
100 HTD 5M / 2000 M HP

POLYURETHANE TIMING BELTS


HTD-Series

Pulleys pg #157

HTD 8M




Open-Ended "M"



Specifications

Widths (mm) In between widths available	10	15	20	25	30	50	85	100
Lengths	Any lengths available - Stock rolls 30 meters							
Available Options See page# 130	Nylon coating tooth side (PAZ), Nylon backing (PAR), Nylon both sides (PAZ-PAR)							
Tension Member Options	High Power (HP) Steel High Flex (HF) Steel							


Spliced and Welded "V"



Specifications

Widths (mm) In between widths available	15	20	25	30	50	85	100
Min. Joined Length (mm) Increasing in one tooth increments	1,150						
Available Options See page# 130	Nylon coating tooth side (PAZ), Nylon backing (PAR), Nylon both sides (PAZ-PAR)						
Tension Member Options	High Flex (HF) Steel						

Truly Endless "BFX"



Specifications

Widths (mm) In between widths available	10	15	20	25	30	50	85	100
Lengths	See Standard Lengths Below Additional lengths available up to 20,000mm. In between lengths available starting at a minimum length of 720mm.							
Available Options See page# 130	Nylon coating tooth side (PAZ), Double-Sided (DL)							
Tension Member	Steel standard							

STANDARD LENGTHS

Pitch/Length Version	Number of Teeth
HTD 8M / 1496 BFX	187
HTD 8M / 1560 BFX	195
HTD 8M / 1600 BFX	200
HTD 8M / 1752 BFX	219
HTD 8M / 1784 BFX	223

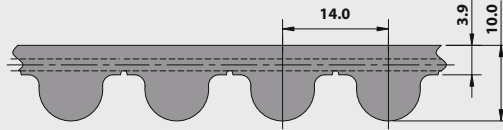
Pitch/Length Version	Number of Teeth
HTD 8M / 1880 BFX	235
HTD 8M / 1960 BFX	245
HTD 8M / 2240 BFX	280
HTD 8M / 2360 BFX	295
HTD 8M / 2504 BFX	313

Pitch/Length Version	Number of Teeth
HTD 8M / 2648 BFX	331
HTD 8M / 2800 BFX	350
HTD 8M / 3000 BFX	375
HTD 8M / 3096 BFX	387
HTD 8M / 3152 BFX	394

POLYURETHANE TIMING BELTS

HTD-Series


HTD 14M



Pulleys pg #157



Open-Ended "M"



Specifications

Widths (mm) In between widths available	20	25	30	40	50	55	85	100	115	120
Lengths	Any lengths available - Stock rolls 30 meters									
Available Options See page# 130	Nylon coating tooth side (PAZ), Nylon backing (PAR), Nylon both sides (PAZ-PAR)									
Tension Member Options	High Power (HP) Steel									
	High Flex (HF) Steel									

Ordering Example: Polyurethane Timing Belt

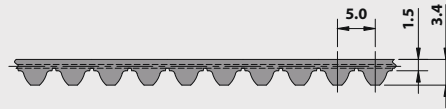
[WIDTH] [PITCH] / [LENGTH] [CONSTRUCTION] [CORD]

100 HTD 14M / 29988 M HP

POLYURETHANE TIMING BELTS

STD-Series


STD S5M



Pulleys pg #157



Open-Ended "M"



Specifications

Widths (mm) In between widths available	5	10	15	25	50
Lengths	Any lengths available - Stock rolls 30 meters				
Available Options See page# 130	Nylon coating tooth side (PAZ), Nylon backing (PAR), Nylon both sides (PAZ-PAR)				
Tension Member Options	High Power (HP) Steel High Flex (HF) Steel				

Ordering Example: Polyurethane Timing Belt

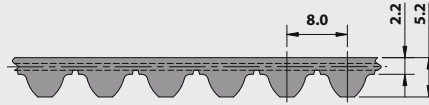
[WIDTH] [PITCH] / [LENGTH] [CONSTRUCTION] [CORD]

50 STD S5M / 3000 M HF

POLYURETHANE TIMING BELTS

STD-Series


STD S8M



Pulleys pg #157



Open-Ended "M"



Specifications

Widths (mm) In between widths available	10	15	20	25	30	50	85	100
Lengths	Any lengths available - Stock rolls 30 meters							
Available Options See page# 130	Nylon coating tooth side (PAZ), Nylon backing (PAR), Nylon both sides (PAZ-PAR)							
Tension Member Options	High Power (HP) Steel							
	High Flex (HF) Steel							

Ordering Example: Polyurethane Timing Belt

[WIDTH] [PITCH] / [LENGTH] [CONSTRUCTION] [CORD]
 50 STD S8M / 3000 M HF

POLYURETHANE TIMING BELTS


Flat Belt-Series

Pulleys pg #157

F1.0




Open-Ended "M"



Specifications

Widths (mm) In between widths available	8	10	12	20
Lengths	Any lengths available - Stock rolls 50 meters Specify in 10mm increments			
Available Options See page# 130	Nylon coating grooved side (PAZ)			
Tension Member Options	Steel standard			

Spliced and Welded "V"



Specifications

NOTE: Contact us for F1.0 spliced and welded belts.

Ordering Example: Polyurethane Timing Belt

[WIDTH] [PITCH] / [LENGTH] [CONSTRUCTION]
12 F1.0 / 1800 M

POLYURETHANE TIMING BELTS

Flat Belt-Series


F2.0



Pulleys pg #157




Open-Ended "M"



Specifications

Widths (mm) In between widths available	16	25	32	50	75	100
Lengths	Any lengths available - Stock rolls 30 meters Specify in 10mm increments					
Available Options See page# 130	Nylon coating grooved side (PAZ), Nylon backing (PAR), Nylon both sides (PAZ-PAR)					
Tension Member Options	Steel standard Kevlar®					

Spliced and Welded "V"



Specifications

Widths (mm) In between widths available	16	25	32	50	75	100
Min. Joined Length (mm) Increasing in 10mm increments	880					
Available Options See page# 130	Nylon coating grooved side (PAZ), Nylon backing (PAR), Nylon both sides (PAZ-PAR)					
Tension Member Options	Steel standard Kevlar®					

Ordering Example: Polyurethane Timing Belt


[WIDTH] [PITCH] / [LENGTH] [CONSTRUCTION]

50 F2.0 / 3000 M

POLYURETHANE TIMING BELTS

Flat Belt-Series

F2.0



Pulleys pg #157



Truly Endless “BFX”



Specifications

Widths (mm) In between widths available	16	25	32	50	75	100
Lengths	See Standard Lengths Below Additional lengths available up to 20,000mm. In between lengths available in 10mm increments starting at a minimum length of 1,500mm.					
Available Options See page# 130	Nylon coating grooved side (PAZ)					
Tension Member Options	Steel standard Kevlar®					

STANDARD LENGTHS

Pitch	Length
F2	1500
F2	1550
F2	1600
F2	1650
F2	1700
F2	1750

Pitch	Length
F2	1800
F2	1850
F2	1900
F2	1950
F2	2000
F2	2100

Pitch	Length
F2	2500
F2	3000
F2	4000
F2	5000

Ordering Example: Polyurethane Timing Belt


[WIDTH] [PITCH] / [LENGTH] [CONSTRUCTION]
75 F2.0 / 4000 BFX

POLYURETHANE TIMING BELTS

Flat Belt-Series

Pulleys pg #157

F2.2




Open-Ended "M"



Specifications

Widths (mm) In between widths available	20	25	30	32	40	50	75	100
Lengths	Any lengths available - Stock rolls 50 meters Specify in 10mm increments							
Available Options See page# 130	Nylon coating grooved side (PAZ), Nylon backing (PAR), Nylon both sides (PAZ-PAR)							
Tension Member Options	Steel standard Hi-flex steel VA301 Stainless steel VA316 Hi-flex Stainless steel Kevlar®							

Spliced and Welded "V"



Specifications

Widths (mm) In between widths available	20	25	30	32	40	50	75	100
Min. Joined Length (mm) Increasing in 10mm increments	880							
Available Options See page# 130	Nylon coating tooth side (PAZ), Nylon Backing (PAR), Nylon both sides (PAZ-PAR)							
Tension Member Options	Steel standard Hi-flex steel VA301 Stainless steel VA316 Hi-flex Stainless steel Kevlar®							

Ordering Example: Polyurethane Timing Belt

[WIDTH] [PITCH] / [LENGTH] [CONSTRUCTION]


75 F2.0 / 4000 BFX

POLYURETHANE TIMING BELTS

Flat Belt-Series

Pulleys pg #157

F2.2



Truly Endless "BFX"



Specifications

Widths (mm) In between widths available	16	25	32	50	75	100
Lengths	Additional lengths available up to 30,000mm. Specify lengths in 10mm increments starting at a minimum length of 1,700mm.					
Available Options See page# 130	Nylon coating grooved side (PAZ)					
Tension Member Options	Steel standard					
	Hi-flex steel					
	VA301 Stainless steel					
	VA316 Hi-flex Stainless steel					

Ordering Example: Polyurethane Timing Belt

[WIDTH] [PITCH] / [LENGTH] [CONSTRUCTION]

75 F2.0 / 4000 BFX

POLYURETHANE TIMING BELTS


Flat Belt-Series

Pulleys pg #157

F2.5




Open-Ended "M"



Specifications

Widths (mm) In between widths available	50	100
Lengths	Any lengths available - Stock rolls 50 meters Specify in 10mm increments	
Available Options See page# 130	Nylon coating grooved side (PAZ), Nylon backing (PAR), Nylon both sides (PAZ-PAR)	
Tension Member Options	Steel standard Hi-flex steel VA301 Stainless steel VA316 Hi-flex Stainless steel Kevlar®	

Spliced and Welded "V"



Specifications

Widths (mm) In between widths available	50	100
Min. Joined Length (mm) Increasing in 10mm increments	880	
Available Options See page# 130	Nylon coating grooved side (PAZ), Nylon backing (PAR), Nylon both sides (PAZ-PAR)	
Tension Member Options	Steel standard Hi-flex steel VA301 Stainless steel VA316 Hi-flex Stainless steel Kevlar®	


Ordering Example: Polyurethane Timing Belt

[WIDTH] [PITCH] / [LENGTH] [CONSTRUCTION]
75 F2.0 / 4000 BFX

POLYURETHANE TIMING BELTS

Flat Belt-Series

F2.5



Pulleys pg #157



Truly Endless “BFX”



Specifications

Widths (mm) In between widths available	16	25	32	50	75	100
Lengths	Additional lengths available up to 30,000mm. Specify lengths in 10mm increments starting at a minimum length of 1,700mm.					
Available Options See page# 130	Nylon coating grooved side (PAZ)					
Tension Member Options	Steel standard Hi-flex steel VA301 Stainless steel VA316 Hi-flex Stainless steel					

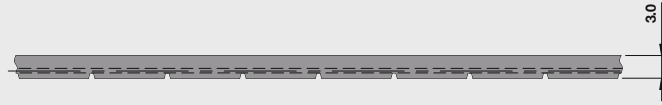
Ordering Example: Polyurethane Timing Belt

[WIDTH] [PITCH] / [LENGTH] [CONSTRUCTION]
75 **F2.0** / **4000** **BFX**

POLYURETHANE TIMING BELTS

Flat Belt-Series


F3.0



Pulleys pg #157




Open-Ended "M"



Specifications

Widths (mm) In between widths available	30	50	100
Lengths	Any lengths available - Stock rolls 50 meters Specify in 10mm increments		
Available Options See page# 130	Nylon coating grooved side (PAZ), Nylon backing (PAR), Nylon both sides (PAZ-PAR)		
Tension Member Options	Steel standard		

Spliced and Welded "V"



Specifications

Widths (mm) In between widths available	30	50	100
Min. Joined Length (mm) Increasing in 10mm increments	880		
Available Options See page# 130	Nylon coating grooved side (PAZ), Nylon backing (PAR), Nylon both sides (PAZ-PAR)		
Tension Member Options	Steel standard		

Ordering Example: Polyurethane Timing Belt

[WIDTH] [PITCH] / [LENGTH] [CONSTRUCTION]

50 F3.0 / 3000 M

POLYURETHANE TIMING BELTS


Flat Belt-Series

Pulleys pg #157

F6.0




Open-Ended "M"



Specifications

Widths (mm) In between widths available	30
Lengths	Any lengths available - Stock rolls 50 meters
Available Options See page# 130	Nylon coating grooved side (PAZ), Nylon backing (PAR), Nylon both sides (PAZ-PAR)
Tension Member Options	Steel standard

Spliced and Welded "V"



Specifications

Widths (mm) In between widths available	30
Min. Joined Length Increasing in 10mm increments	880
Available Options See page# 130	Nylon coating tooth side (PAZ), Nylon backing (PAR), Nylon both sides (PAZ-PAR)
Tension Member Options	Steel standard

Ordering Example: Polyurethane Timing Belt

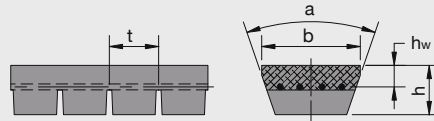
[WIDTH] [PITCH] / [LENGTH] [CONSTRUCTION]
30 F6.0 / 1800 V

POLYURETHANE TIMING BELTS


V Belt-Series

Pulleys pg #157

FERROPAN

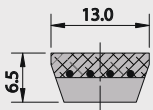


Spliced and Welded "V"

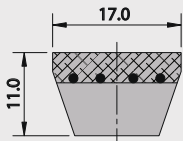


Specifications							
Type	Width b (mm)	Height h (mm)	Pitch(t) (mm)	Angle(a)	hw-Value	Coeff. of Friction	Min. joined length (mm)
13	13	6.5	8	38°	3.25	0.7	1,200
17	17	11	10	38°	4.0	0.7	1,500
20	20	10	10	38°	5.0	0.7	1,600
30	30	15	15	38°	9.0	0.7	2,010
32	32	20	15	38°	8.0	0.7	2,505

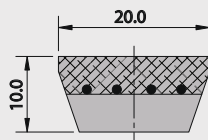
Type 13



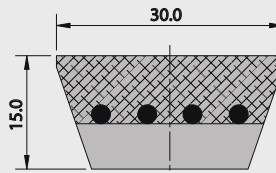
Type 17



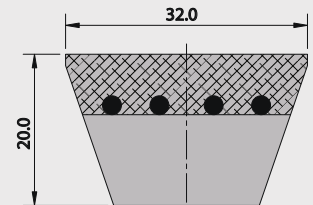
Type 20



Type 30



Type 32



NOTE: Steel Tension Member - Standard

Ordering Example: Polyurethane Timing Belt

[WIDTH] [PITCH] / [LENGTH] [CONSTRUCTION]

20 FERROPAN V-Belt / 2360 V

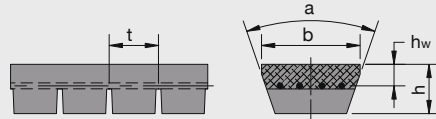
NOTE: Length of V-Belt can be specified in pitch increments.

POLYURETHANE TIMING BELTS


V Belt-Series

Pulleys pg #157

FERROPAN



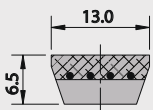
Truly Endless "BFX"



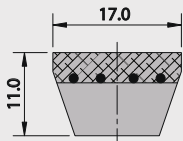
Specifications

Type	Width b (mm)	Height h (mm)	Pitch(t) (mm)	Angle(a)	hw-Value	Coeff. of Friction	Min. length (mm)
13	13	6.5	8	38°	3.25	0.7	2,504
17	17	11	10	38°	4.0	0.7	2,500
20	20	10	10	38°	5.0	0.7	2,500
30	30	15	15	38°	9.0	0.7	2,505
32	32	20	15	38°	8.0	0.7	2,505

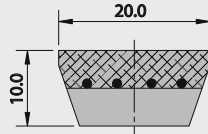
Type 13



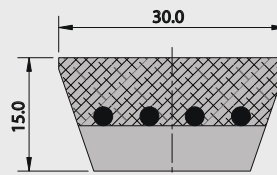
Type 17



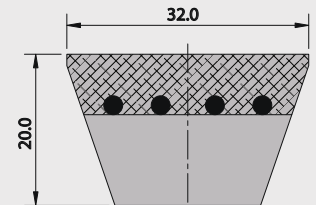
Type 20



Type 30



Type 32



NOTE: Steel Tension Member - Standard



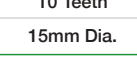

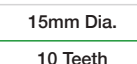
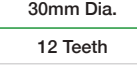
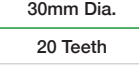
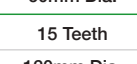
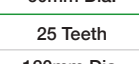
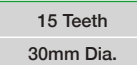
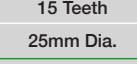
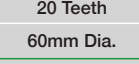
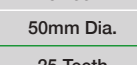
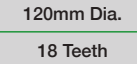
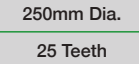
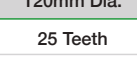
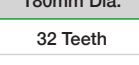
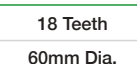
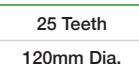
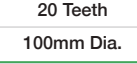
Ordering Example: Polyurethane Timing Belt

[WIDTH] [PITCH] / [LENGTH] [CONSTRUCTION]
20 FERROPAN / 2500 BFX

NOTE: Length of V-Belt can be specified in pitch increments from minimum length.
















POLYURETHANE TIMING BELTS

Specifications

Timing Belt	Pitch (mm)	Code	Ultimate Tensile Strength (N/10mm belt width)	Maximum Allowable Tensile Strength (N/10mm belt width)	Specific Belt Stiffness Steel Reinforced (Per unit width/length)	Specific Belt Mass (per 10mm belt width, steel reinforced)	No Back Bending Min. # of Teeth on Pulley / Flat Idler Min. Ø	With Back Bending Min. # of Teeth on Pulley / Flat Idler Min. Ø		
T-Series	T2	M	360	90	-	0.012 kg/m		10 Teeth 18 Teeth		
		V	-	-	-				15mm Dia.	15mm Dia.
		BFX	500	125	3.13×10^4 N					
	T2.5	M	392	98	2.45×10^4 N	0.017 kg/m		15 Teeth 18 Teeth		
		V	-	49	-				15mm Dia.	18mm Dia.
		BFX	500	125	3.13×10^4 N					
	T5	M	1344	336	8.40×10^4 N	0.021 kg/m		10 Teeth 15 Teeth		
		V	-	168	-				30mm Dia.	30mm Dia.
		BFX	1572	393	9.83×10^4 N					
	T10	M	3520	880	2.20×10^5 N	0.045 kg/m		12 Teeth 20 Teeth		
		V	-	440	-				60mm Dia.	60mm Dia.
		BFX	3120	780	1.95×10^5 N					
T20	M	5600	1400	3.50×10^5 N	0.074 kg/m		15 Teeth 25 Teeth			
	V	-	700	-				120mm Dia.	120mm Dia.	
	BFX	6400	1600	4.00×10^5 N						
AT-Series	AT3	M	1600	400	1.00×10^5 N	0.022 kg/m		15 Teeth 25 Teeth		
		V	-	200	-				30mm Dia.	30mm Dia.
		BFX	1760	440	1.10×10^5 N					
	AT5	M	2800	700	1.75×10^5 N	0.033 kg/m		15 Teeth 20 Teeth		
		V	-	318	-				25mm Dia.	60mm Dia.
		BFX	3444	861	2.15×10^5 N					
	AT10	M	6800	1700	4.25×10^5 N	0.058 kg/m		15 Teeth 25 Teeth		
		V	-	850	-				50mm Dia.	120mm Dia.
		BFX	6400	1600	4.00×10^5 N					
	ATS15	M	10832	2708	6.86×10^5 N	0.100 kg/m (M) 0.118 kg/m (BFX)		25 Teeth 40 Teeth		
		V	-	-	-				120mm Dia.	250mm Dia.
		BFX	10580	2645	6.70×10^5 N					
AT20	M	8960	2240	5.60×10^5 N	0.096 kg/m		18 Teeth 25 Teeth			
	V	-	1066	-				120mm Dia.	180mm Dia.	
	BFX	8640	2160	5.40×10^5 N						
move-Series®	AT8	M	-	-	-	0.0678 kg/m		25 Teeth 32 Teeth		
		V	-	-	-				60mm Dia.	120mm Dia.
		BFX	10776	2694	-					
	AT10	M	11832	2958	7.40×10^5 N	0.0702 kg/m		18 Teeth 25 Teeth		
		V	-	-	-				60mm Dia.	120mm Dia.
		BFX	-	2694	-					
AT15	M	14560	3640	9.10×10^5 N	-		20 Teeth 25 Teeth			
	V	-	-	-				100mm Dia.	120mm Dia.	
	BFX	14040	3510	-						
REDFLEX GEN III	AT3 GEN III	M	-	-	-	0.026 kg/m		15 Teeth 20 Teeth		
		V	-	-	-				20mm Dia.	20mm Dia.
		BFX	2600	650	1.63×10^5 N					
	AT5 GEN III	M	-	-	-	0.036 kg/m		15 Teeth 20 Teeth		
		V	-	-	-				25mm Dia.	60mm Dia.
		BFX	3644	911	2.28×10^5 N					
	AT10 GEN III	M	-	-	-	0.073 kg/m		15 Teeth 25 Teeth		
		V	-	-	-				50mm Dia.	120mm Dia.
		BFX	8800	2200	5.50×10^5 N					
	ATP10 GEN III	M	-	-	-	0.068 kg/m		20 Teeth 25 Teeth		
		V	-	-	-				60mm Dia.	120mm Dia.
		BFX	8800	2200	5.50×10^5 N					
ATN-Series®	ATN10	M	4800	1200	3.00×10^5 N	0.048 kg/m		25 Teeth -		
		V	-	400	-				80mm Dia.	-
		BFX	-	-	-					
	ATN12.7	M	4800	1200	3.00×10^5 N	0.044 kg/m		20 Teeth -		
		V	-	400	-				80mm Dia.	-
		BFX	-	-	-					
	ATN20	M	6400	1600	4.00×10^5 N	0.080 kg/m		20 Teeth -		
		V	-	540	-				125mm Dia.	-
		BFX	-	-	-					

POLYURETHANE TIMING BELTS

Specifications

Timing Belt	Pitch (mm)	Code	Ultimate Tensile Strength (N/10mm belt width)	Maximum Allowable Tensile Strength (N/10mm belt width)	Specific Belt Stiffness Steel Reinforced (Per unit width/length)	Specific Belt Mass (per 10mm belt width, steel reinforced)	No Back Bending Min. # of Teeth on Pulley / Flat Idler Min. Ø	With Back Bending Min. # of Teeth on Pulley / Flat Idler Min. Ø
ATL-Series	ATL5	M	3360	840	2.10×10^5 N	0.037 kg/m		25 Teeth 60mm Dia.
		V	-	-	-			
		BFX	-	-	-			
	ATL10	M	8960	2240	5.60×10^5 N	0.068 kg/m		25 Teeth 150mm Dia.
		V	-	-	-			
		BFX	-	-	-			
	ATL20	M	12600	3150	7.88×10^5 N	0.110 kg/m		25 Teeth 250mm Dia.
		V	-	-	-			
		BFX	-	-	-			
ATP-Series	ATP10	M	-	-	-	0.060 kg/m		15 Teeth 120mm Dia.
		V	-	-	-			
		BFX	6520	1630	4.08×10^5 N			
	ATP15	M	-	-	-	0.080 kg/m		20 Teeth 160mm Dia.
		V	-	-	-			
		BFX	9720	2430	6.08×10^5 N			
Imperial-Series	MXL (.080)	M	360	90	-	0.012 kg/m		10 Teeth 15mm Dia.
		V	-	-	-			
		BFX	500	125	3.13×10^4 N			
	XL (T1/5")	M	1320	330	8.25×10^4 N	0.023 kg/m		10 Teeth 30mm Dia.
		V	-	165	-			
		BFX	1464	366	9.15×10^4 N			
	L (T3/8")	M	2752	688	1.72×10^5 N	0.035 kg/m		15 Teeth 60mm Dia.
		V	-	344	-			
		BFX	2480	620	1.55×10^5 N			
	H (T1/2")	M	3464	866	2.17×10^5 N	0.043 kg/m		14 Teeth 60mm Dia.
		V	-	433	-			
		BFX	3108	777	1.94×10^5 N			
	XH (T7/8")	M	5508	1307	3.44×10^5 N	0.104 kg/m		18 Teeth 150mm Dia.
		V	-	688	-			
		BFX	6400	1600	4.00×10^5 N			
ARC-Power® Series	BAT10	M	6400	1600	4.00×10^5 N	0.058 kg/m		20 Teeth 120mm Dia.
		V	-	850	-			
		BFX	6400	1600	4.00×10^5 N			
	BATK10	M	6400	1600	4.00×10^5 N	0.058 kg/m		20 Teeth 120mm Dia.
		V	-	850	-			
		BFX	6400	1600	4.00×10^5 N			
SFAT-Series	SFAT10	M	6400	1600	4.00×10^5 N	0.058 kg/m		15 Teeth 120mm Dia.
		V	-	800	-			
		BFX	6400	1600	4.00×10^5 N			
	SFAT15	M	-	-	-	0.087 kg/m		20 Teeth 150mm Dia.
		V	-	-	-			
		BFX	8480	2120	5.30×10^5 N			
	SFAT20	M	8960	2240	5.60×10^5 N	0.096 kg/m		18 Teeth 180mm Dia.
		V	-	1120	-			
		BFX	8480	2120	5.30×10^5 N			

POLYURETHANE TIMING BELTS

Specifications

Timing Belt	Pitch (mm)	Code	Ultimate Tensile Strength (N/10mm belt width)	Maximum Allowable Tensile Strength (N/10mm belt width)	Specific Belt Stiffness Steel Reinforced (Per unit width/length)	Specific Belt Mass (per 10mm belt width, steel reinforced)	No Back Bending Min. # of Teeth on Pulley / Flat Idler Min. Ø	With Back Bending Min. # of Teeth on Pulley / Flat Idler Min. Ø
Double-Sided Series	T5-DL	M	1344	336	8.40 x 10 ⁴ N	0.028 kg/m	15 Teeth 30mm Dia.	15 Teeth 30mm Dia.
		V	-	168	-			
		BFX	1572	393	9.83 x 10 ⁴ N			
	T10-DL	M	3520	880	2.20 x 10 ⁵ N	0.058 kg/m	20 Teeth 60mm Dia.	20 Teeth 60mm Dia.
		V	-	440	-			
		BFX	3120	780	1.95 x 10 ⁵ N			
	T20-DL	M	5600	1400	3.50 x 10 ⁵ N	0.100 kg/m	25 Teeth 150mm Dia.	25 Teeth 180mm Dia.
		V	-	700	-			
		BFX	6400	1600	4.00 x 10 ⁵ N			
	AT5-DL	M	-	-	-	0.041 kg/m	20 Teeth 25mm Dia.	20 Teeth 60mm Dia.
		V	-	-	-			
		BFX	3444	861	2.15 x 10 ⁵ N			
	AT10-DL	M	-	-	-	0.076 kg/m	25 Teeth 80mm Dia.	25 Teeth 120mm Dia.
		V	-	-	-			
		BFX	6400	1600	4.00 x 10 ⁵ N			
	ATK10K6-DL	M	-	-	-	0.077 kg/m	25 Teeth 80mm Dia.	25 Teeth 120mm Dia.
		V	-	-	-			
		BFX	6400	1600	4.00 x 10 ⁵ N			
AT20-DL	M	-	-	-	0.125 kg/m	25 Teeth 120mm Dia.	25 Teeth 180mm Dia.	
	V	-	-	-				
	BFX	8640	2160	5.40 x 10 ⁵ N				
H-DL	M	-	-	-	0.052 kg/m	20 Teeth 80mm Dia.	25 Teeth 80mm Dia.	
	V	-	-	-				
	BFX	3108	777	1.94 x 10 ⁵ N				
HTD-Series	HTD 3M HP	M	1200	300	7.50 x 10 ⁴ N	0.031 kg/m	20 Teeth 19mm Dia.	20 Teeth 30mm Dia.
		V	-	-	-			
		BFX	-	-	-			
	HTD 5M HP	M	2600	650	1.63 x 10 ⁵ N	0.041 kg/m	16 Teeth 25mm Dia.	16 Teeth 50mm Dia.
		V	-	-	-			
		BFX	-	-	-			
	HTD 5M HF	M	1200	300	7.50 x 10 ⁴ N	0.034 kg/m	12 Teeth 19mm Dia.	12 Teeth 30mm Dia.
		V	-	150	-			
		BFX	-	-	-			
	HTD 8M HP	M	4800	1200	3.05 x 10 ⁵ N	0.063 kg/m	20 Teeth 50mm Dia.	20 Teeth 100mm Dia.
		V	-	-	-			
		BFX	-	-	-			
	HTD 8M HF	M	2600	650	1.63 x 10 ⁵ N	0.54 kg/m	16 Teeth 40mm Dia.	16 Teeth 60mm Dia.
		V	-	325	-			
		BFX	-	-	-			
	HTD 8M	M	-	-	-	0.058 kg/m	16 Teeth 40mm Dia.	16 Teeth 60mm Dia.
		V	-	-	-			
		BFX	3120	780	1.95 x 10 ⁵ N			
HTD 14M HP	M	8400	2100	5.25 x 10 ⁵ N	0.113 kg/m	25 Teeth 115mm Dia.	26 Teeth 180mm Dia.	
	V	-	-	-				
	BFX	-	-	-				
HTD 14M HF	M	4800	1200	3.05 x 10 ⁵ N	0.104 kg/m	18 Teeth 80mm Dia.	18 Teeth 120mm Dia.	
	V	-	-	-				
	BFX	-	-	-				
STD-Series	STD S5M HP	M	2600	650	1.63 x 10 ⁵ N	0.039 kg/m	16 Teeth 25mm Dia.	16 Teeth 50mm Dia.
		V	-	-	-			
		BFX	-	-	-			
	STD S5M HF	M	1200	300	7.50 x 10 ⁴ N	0.032 kg/m	12 Teeth 19mm Dia.	12 Teeth 30mm Dia.
		V	-	-	-			
		BFX	-	-	-			
	STD S8M HP	M	4800	1200	3.05 x 10 ⁵ N	0.062 kg/m	20 Teeth 50mm Dia.	20 Teeth 100mm Dia.
		V	-	-	-			
		BFX	-	-	-			
	STD S8M HF	M	2600	650	1.63 x 10 ⁵ N	0.052 kg/m	16 Teeth 40mm Dia.	16 Teeth 60mm Dia.
		V	-	-	-			
		BFX	-	-	-			

POLYURETHANE TIMING BELTS

Specifications

Timing Belt	Pitch (mm)	Code	Ultimate Tensile Strength (N/10mm belt width)	Maximum Allowable Tensile Strength (N/10mm belt width)	Specific Belt Stiffness Steel Reinforced (Per unit width/length)	Specific Belt Mass (per 10mm belt width, steel reinforced)	No Back Bending Min. # of Teeth on Pulley / Flat Idler Min. Ø	With Back Bending Min. # of Teeth on Pulley / Flat Idler Min. Ø
FLATBELT-Series	F1.0	M	1440	360	9.00 x 10 ⁴ N	0.015 kg/m	-	-
		V	-	-	-		16mm Dia.	30mm Dia.
		BFX	-	-	-		-	-
	F2.0	M	3520	880	2.20 x 10 ⁵ N	0.032 kg/m	-	-
		V	1760	440	2.20 x 10 ⁵ N		30mm Dia.	60mm Dia.
		BFX	3120	780	1.95 x 10 ⁵ N		-	-
	F2.2	M	5600	1400	3.50 x 10 ⁵ N	0.037 kg/m	-	-
		V	2800	700	3.50 x 10 ⁵ N		60mm Dia.	120mm Dia.
		BFX	-	-	-		-	-
	F2.5	M	8960	2240	5.60 x 10 ⁴ N	0.053 kg/m	-	-
		V	4480	1120	5.60 x 10 ⁴ N		60mm Dia.	120mm Dia.
		BFX	-	-	-		-	-
	F3.0	M	12320	3080	7.70 x 10 ⁵ N	0.069 kg/m	-	-
		V	6160	1540	7.70 x 10 ⁵ N		120mm Dia.	150mm Dia.
		BFX	-	-	-		-	-
	F6.0	M	7200	1800	4.00 x 10 ⁴ N	0.077 kg/m	-	-
		V	3600	900	4.00 x 10 ⁴ N		90mm Dia.	90mm Dia.
		BFX	-	-	-		-	-
FERROPAN V-BELT-Series	Type 13	M	-	-	-	0.100 kg/m	75 Teeth	20 Teeth
		V	2000	500	-		75mm Dia.	60mm Dia.
		BFX	4000	1000	-		-	-
	Type 17	M	-	-	-	0.220 kg/m	110 Teeth	160 Teeth
		V	3200	800	-		110mm Dia.	210mm Dia.
		BFX	6400	1600	-		-	-
	Type 20	M	-	-	-	0.250 kg/m	110 Teeth	160 Teeth
		V	3200	800	-		110mm Dia.	210mm Dia.
		BFX	6400	1600	-		-	-
	Type 30	M	-	-	-	0.580 kg/m	200 Teeth	250 Teeth
		V	11600	2900	-		200mm Dia.	400mm Dia.
		BFX	23200	5800	-		-	-
	Type 32	M	-	-	-	0.750 kg/m	200 Teeth	250 Teeth
		V	11600	2900	-		200mm Dia.	450mm Dia.
		BFX	23200	5800	-		-	-

NOTE: Ferropan values are based on the full belt width.

POLYURETHANE TIMING BELTS

Length and Width Tolerances

Standard Width Tolerances		
Tooth Pitch	Belt Width <100mm	Belt Width ≥100mm
<14mm	±0.5mm	±1.0mm
≥14mm	±1.0mm	±1.0mm
Note: Special tolerances are available		

Truly Endless - BFX



Belt Length up to	Length Tolerance
300 mm	±0.41 mm
500 mm	±0.53 mm
700 mm	±0.64 mm
900 mm	±0.75 mm
1100 mm	±0.85 mm
1300 mm	±0.95 mm
1500 mm	±1.04 mm
1700 mm	±1.13 mm
1900 mm	±1.22 mm
2120 mm	±1.31 mm
2240 mm	±1.36 mm
2360 mm	±1.44 mm
2500 mm	±1.49 mm
2650 mm	±1.57 mm
2800 mm	±1.61 mm
3000 mm	±1.70 mm
3150 mm	±1.74 mm

Belt Length up to	Length Tolerance
3350 mm	±1.82 mm
3550 mm	±1.91 mm
3750 mm	±2.03 mm
4000 mm	±2.11 mm
4250 mm	±2.24 mm
4500 mm	±2.32 mm
4750 mm	±2.40 mm
5000 mm	±2.52 mm
5300 mm	±2.64 mm
5600 mm	±2.72 mm
6000 mm	±2.92 mm
6300 mm	±3.04 mm
6700 mm	±3.19 mm
7100 mm	±3.35 mm
7500 mm	±3.51 mm
8000 mm	±3.70 mm
9000 mm	±4.09 mm

Note: For Length tolerances over 9,000mm please contact applications engineering.

Open Ended - M



Length Tolerance
± 0.8 mm/m

Spliced and Welded - V




Length Tolerance
± 0.8 mm/m

POLYURETHANE TIMING BELTS

Timing Belt Options

PAZ



Description

Nylon facing on tooth side

- Reduced coefficient of friction
- Improved belt/pulley engagement
- Reduced noise and vibration
- Lower friction force when used with metal support

PAR



Description

Nylon facing on belt back

- Reduced coefficient of friction
- Ideal for accumulator conveyor
- Resistant to most oils and greases

PAZ-PAR




Description

Nylon facing on tooth side and belt back

- Reduced coefficient of friction
- Resistant to most oils and greases
- Combines the advantages of PAZ and PAR

T-Cover



Description

Extra thick polyurethane belt back cover

- 85 durometer
- 2 mm thick (T5 1.5mm thick for 5mm pitches)
- Wear and abrasion resistant
- Higher friction ideal for smooth surfaces, i.e. glass, metal, wood

DR




Description

Extra thick polyurethane belt back

- Homogeneous
- Perfect for longitudinal and/or lateral machining
- Extended service life for high wear (abrasive) conveying applications

DL



Description

Double sided timing belt

- Transmits power on both sides of the belt
- Ideal for serpentine drives
- For available pitches see page 97-107

POLYURETHANE TIMING BELTS

Timing Belt Materials

BRECOflex CO., L.L.C. uses the most advanced materials and technology to manufacture high precision timing belts. As a standard, we use extremely wear resistant polyurethane and high tensile braided steel tension members. Other options include backings, coatings, alternative tension members such as Kevlar and Hi-Flex, Stainless Steel and alternative types of polyurethane. In any combination, the fine-tuned manufacturing processes create a timing belt that has the perfect balance between high strength and flexibility.

Polyurethane has always been the material of choice for BRECOflex timing belts. Polyurethane encompasses many thermoplastic elastomers that are specified for various applications. BRECOflex engineers and customer service representatives can educate our customer on the most suitable materials and options for their needs.

Benefits of using polyurethane timing belts over other materials:

- Extremely wear resistant
- Extensive temperature range
- Resistant to petroleum, oils and fats
- Ozone and sunlight resistant
- No lubrication required
- High tooth shear strength
- High tension resistance
- Allows belt processing with no loss in material properties
- Non-marking

The table below provides the basic data and general usage for each type of polyurethane.

General Use

Type	Products	Color	Hardness	Temperature range	Comment
TPU-ST1	All belt types, BFX-belts > 720mm, profiles	white (special colors available)	92 Shore A	0°C to +80°C (+32°F to +176°F)	<ul style="list-style-type: none"> • Great performance characteristics • Suitable for most applications • Standard material with steel cord
TPU-ST2	All belt types, BFX-belts > 720mm, profiles	transparent	85 Shore A	+5°C to +50°C (+41°F to +122°F)	<ul style="list-style-type: none"> • Higher coefficient of friction • Softer profile material • Flexible at lower temperature • Increased resistance to hydrolysis • Standard material with Kevlar® cord
TPU-ST3	BFX-belts ≤ 720mm	transparent	92 Shore A	0°C to +80°C (+32°F to +176°F)	<ul style="list-style-type: none"> • Meets FDA-Regulations
TPU-N1	profiles	white	96 Shore A	0°C to +80°C (+32°F to +176°F)	<ul style="list-style-type: none"> • High wear resistance • For thin wall profiles
TPU-N2	profiles	transparent	98 Shore A	0°C to +80°C (+32°F to +176°F)	<ul style="list-style-type: none"> • High wear resistance • For thin wall profiles • Fiberglass reinforced
TPU-B1	profiles	transparent	60 Shore A	0°C to +80°C (+32°F to +176°F)	<ul style="list-style-type: none"> • Highly flexible • High coefficient of friction • Delicate product conveying
PA-N1	ATN-profiles	black	–	0°C to +80°C (+32°F to +176°F)	<ul style="list-style-type: none"> • Contact temperature up to 120°C (248°F) • E-modulus: 14,500 N/mm² • Fiberglass reinforced
TPU-SM1	ATP-Timing Belts	transparent	92 Shore A	0°C to +80°C (+32°F to +176°F)	<ul style="list-style-type: none"> • For ATP pitch timing belts only

PLEASE NOTE: Various additional PU materials are available upon request. Contact BRECOflex CO., L.L.C. engineering department for further information.

POLYURETHANE TIMING BELTS

Timing Belt Materials

Food Grade

Type	Products	Color	Hardness	Temperature range	Comment
TPU-FDA1	All belt types, BFX-belt sizes, profiles	transparent	92 Shore A	0°C to +80°C (+32°F to +176°F)	<ul style="list-style-type: none"> • Suitable for intermittent cleaning with diluted cleaning agents • Meets FDA-Regulations
TPU-FDA2	All belt types, BFX-belts > 720mm, profiles	transparent	85 Shore A	+5°C to +50°C (+41°F to +122°F)	<ul style="list-style-type: none"> • Suitable for intermittent cleaning with diluted cleaning agents • Higher coefficient of friction • Meets FDA-Regulations
TPU-AU1	All belt types, BFX-belts > 720mm, profiles	transparent	92 Shore A	0°C to +50°C (+32°F to +122°F)	<ul style="list-style-type: none"> • Suitable for continuous cleaning with diluted cleaning agents • Meets FDA-Regulations

Low Ambient Temperatures

Type	Products	Color	Hardness	Temperature range	Comment
TPU-KF1	All belt types, BFX-belts > 720mm, profiles	transparent	85 Shore A	-25°C to +5°C (-13°F to +41°F)	<ul style="list-style-type: none"> • Reduced strength during cold start up • High resistance to hydrolysis and bacteria
TPU-KF2	All belt types, BFX-belts > 720mm, profiles	transparent	82 Shore A	-30°C to -10°C (-22°F to +14°F)	<ul style="list-style-type: none"> • Reduced strength during cold start up • High resistance to hydrolysis and bacteria

High Ambient Temperatures

Type	Products	Color	Hardness	Temperature range	Comment
TPU-WB	All belt types, BFX-belts >720mm, profiles	Translucent	94 Shore A	+20°C to +110°C (+68°F to +230°F)	<ul style="list-style-type: none"> • Reduced strength during high temperature operation • Not available with PAZ and PAR

Anti-Static

Type	Products	Color	Hardness	Conductance	Comment
TPU-AS1	All belt types, profiles	transparent	92 Shore A	antistatic ISO 9563 10 ⁹ ohms	<ul style="list-style-type: none"> • Not recommended for flammable or explosive environments
TPU-AS7	All belt types, BFX-belts >720mm, profiles	transparent	85 Shore A	antistatic ISO 9563 10 ⁹ ohms	<ul style="list-style-type: none"> • Not recommended for flammable or explosive environments

POLYURETHANE TIMING BELTS

Tension Members

The selected cords give BRECOflex timing belts low elongation for high accuracy and high flexibility for long service life. In addition, with no permanent elongation, re-tensioning over time is not required.

These special tension members provide the following superior timing belt characteristics:

- Highest efficiency
- Most desirable strength/flex characteristics
- Maximum accuracy
- High repeatability
- Extreme flexibility
- Compact design
- Outstanding reliability
- Long service life

The following tension member types are available to meet specific application requirements:

High Carbon Steel

- Standard tension member for most timing belts
- Mild corrosion resistance
- High spring rate

Kevlar®/Aramid Fibers

- Excellent chemical and corrosion resistance
- Non-metallic
- Also available with food grade urethane materials

Stainless Steel

- Chemical and corrosion resistance
- Also available with food grade urethane materials
- High spring rate

Hi-Flex Steel

- Extended belt life (frequent bending and/or small pulley diameters)
- Mild corrosion resistance
- High spring rate

POLYURETHANE TIMING BELTS


Tension Member Arrangement

Balanced tension member arrangement for true tracking - Bifilar Design

The bifilar tension member arrangement is the most advanced concept in tension member placement. Tension members with the “S” (left-hand lay) and “Z” (right-hand lay) are used alternatively to balance the timing belt for true tracking.

Spliced and welded “V” endless belts and open-ended “M” belts are produced in the bifilar tension member arrangement spaced parallel and symmetrical across the timing belt width. The tension member diameter and cable spacing determine the tensile strength which is appropriate for each timing belt pitch.

Truly-endless “BFX” belts are manufactured with two helically wound tension members in the bifilar arrangement across the entire timing belt width. The result is a completely continuous uninterrupted timing belt with no joints. Tracking is greatly improved with the BRECOflex CO., L.L.C. truly endless bifilar tension member design compared to standard single lay tension member designs.

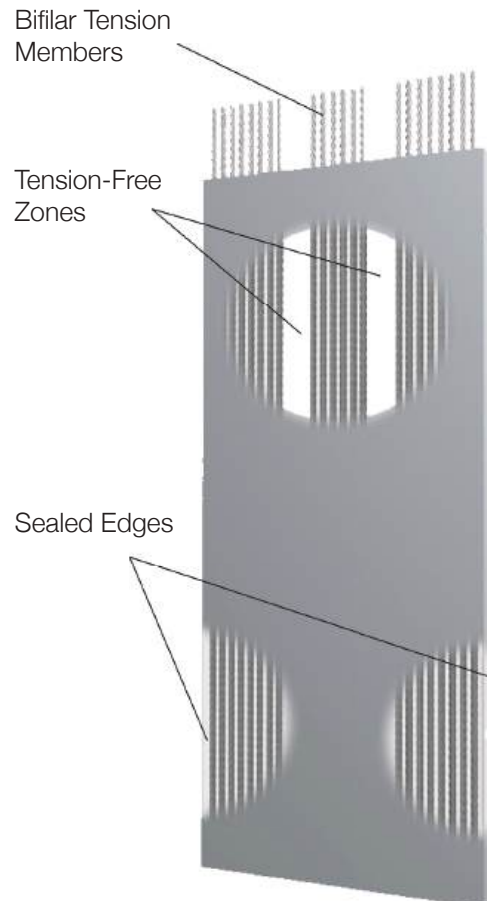


Tension-Free Zones and Sealed Edges

Tension-free zones are available with most timing belts. Special processes allow sections of timing belt widths to be manufactured with no tension member reinforcement. Tension-free zones allow for very clean vacuum hole perforation and longitudinal grinding.

Spliced and welded “V” endless belts and open-ended “M” belts are designed with tension member arrangements that provide the advantage of sealed edges for standard belt widths. Special belt widths are possible. Minimum quantities may be required.

- Reduce belt edge wear
- Prevent pulley damage
- Smoother running
- Safer operation



POLYURETHANE TIMING BELTS

Tension Members

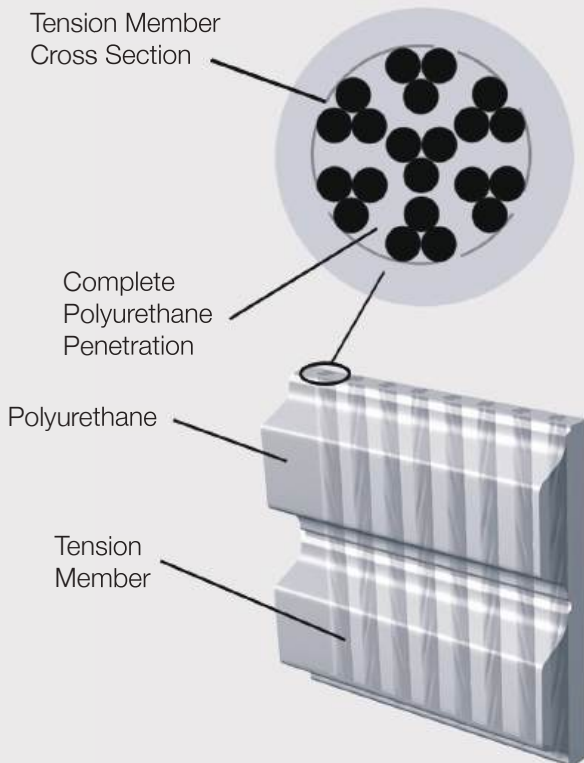
Strength and Flexibility

The timing belt strength and spring rate is determined by the tension member construction and placement. BRECOflex CO., L.L.C. utilizes an advanced tension member construction with many small diameter filaments to achieve a strong and flexible timing belt. Competitive designs can be less flexible and are more prone to fatigue of the tension members resulting in reduced service life.

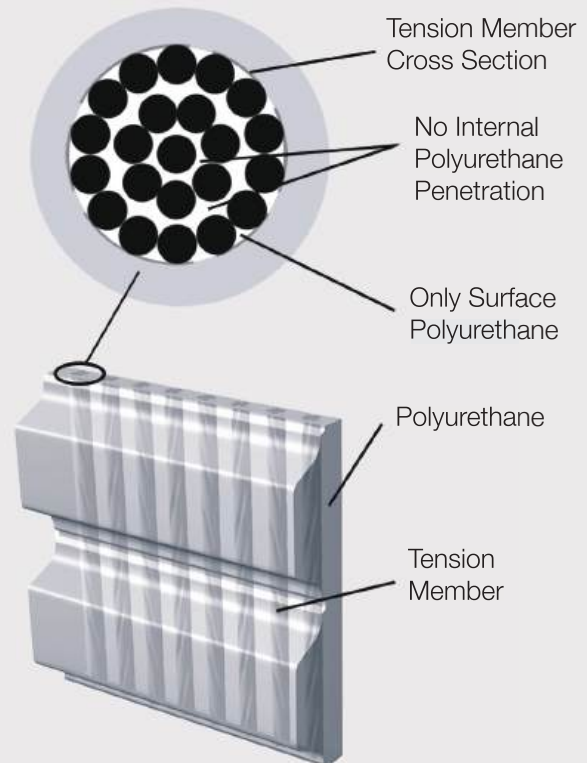
The tension member construction also greatly influences the tooth shear strength and the power that can be transmitted. The BRECOflex CO., L.L.C. design allows the urethane to fully bond to all strands within a tension member cord. Competitive designs sometimes encapsulate the outer layer of the tension member, leaving voids at the inner section of the cord. Comparative bonding pull tests have shown that BRECOflex CO., L.L.C. timing belts achieve up to 40% higher bonding strength.

Tension Member Cross Section and Bonding Characteristics

BRECOflex CO., L.L.C.



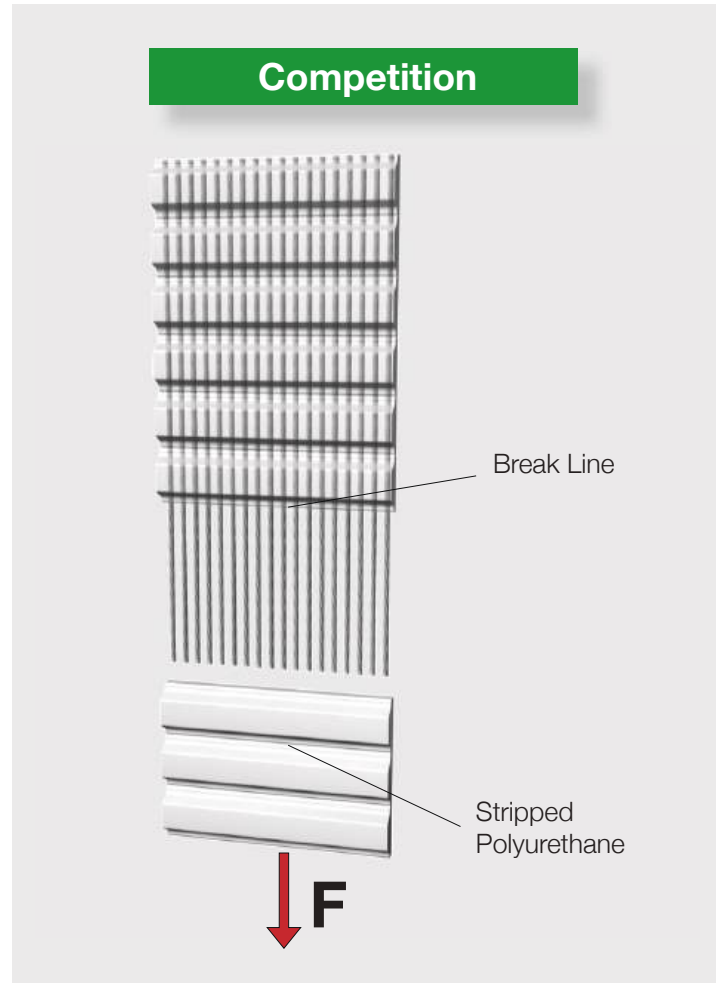
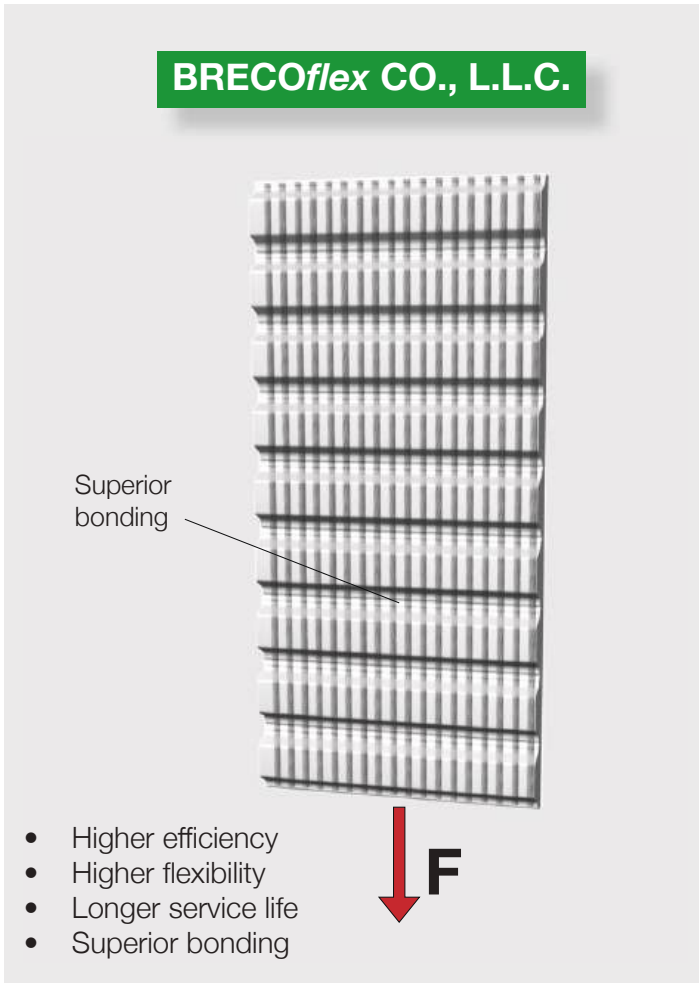
Competition



POLYURETHANE TIMING BELTS

Tension Member Comparison

Comparative Pull Test at Equal Force



For special application requirements: Tension member diameter, filament diameters, construction, and spacing can be tailored to meet specific needs.

Hi-Flex timing belts achieve a higher flexibility and equal strength with an increased number of smaller diameter filaments, providing extended service life in applications with frequent bending and small pulley diameters.

Timing belts with larger cord diameters achieve a higher tensile strength and spring rate for long belt length applications and high power requirements.

POLYURETHANE TIMING BELTS

Timing Belt Backings

BRECOflex CO., L.L.C. offers high precision timing belts with a wide variety of backings for use in conveying, positioning, material handling, and related applications. We manufacture all backings to provide excellent wear resistance and resilience.

Some backings are multi-functional while others are highly specialized. The appropriate selection of the backing material depends on the individual application. Our engineers are available to specify timing belts with the backing that most effectively meets your requirements.

BRECOflex belts with backings, available in various thicknesses, offer different ranges of hardness, density, abrasion resistance, and coefficients of friction to suit your application. We utilize a heated chemical bonding process to adhere the backing to the belt. Superior know-how and state-of-the-art processes ensure a strong bond.

To meet the needs of your specific application, BRECOflex can mechanically rework the tooth side and/or the transport side of the belt. There are many characteristics to consider when choosing a backing for your application. Some of the many backings we offer are described on the following pages. For additional information such as chemical and temperature resistance, refer to the Specialty Belts Catalog on our website.

BRECOflex Backings


Linatex



Description

This natural rubber backing has good tear resistance. The high coefficient of friction makes this backing extremely versatile in general conveying applications. It can be offered in endless form when there are concerns about splice delamination with small pulleys.


Supergrip



Description

Supergrip offers high coefficient of friction, good resilience and high-wear resistance. This backing is good for diagonal and inclined conveying applications and is available in blue or green.


T-Cover/PU-385



Description

Solid polyurethane composition makes T-Cover and PU-385 series backings superlative to wear and abrasion resistance. The PU-385 series backings are also available in waffle - WM, Nub - NP and Herringbone - FG profiles. This is an excellent backing for machining.

PU Yellow




Description

High density closed polyurethane foam offers good abrasion resistance. This highly machinable backing material can be customized for unlimited applications. It is ideal for heavy duty, vacuum and paper product transfer applications.

POLYURETHANE TIMING BELTS

Timing Belt Backings


PVC Blue



Description

PVC offers increased friction and good wear resistance for no-slip conveying. This backing is great for wood, cardboard, and sheet metal transfer applications.

Correx



Description

This filled natural rubber backing combines the advantages of a high coefficient of friction and good wear resistance. This backing is machinable for pockets and nest applications and can be used for general conveying purposes.


Porol



Description

Low-density open cell polyurethane foam backing is optimal for conveying sensitive, fragile parts.


Celloflex



Description

Medium density, micro-cellular polyurethane foam backing has good flexibility and damping characteristics and is ideal for conveying fragile parts. This backing is an excellent choice for delicate textile, film and packaging applications.


PVC White Nub



Description

PVC White Nub offers increased friction, good resilience and wear resistance. This backing also has good chemical resistance and is used for point contact applications.

D15 Polyurethane




Description

Polyurethane composition makes D15 backings resistant to wear and abrasion. This backing is ideal for wood, glass and sheet metal applications.

POLYURETHANE TIMING BELTS

Timing Belt Backings


Linatrilite



Description

This vulcanized nitrile backing has good abrasion resistance. A high coefficient of friction and broad heat capacity make this material extremely versatile in haul-off and laminate applications.


RP 430



Description

A rubber backing with very high wear resistance suitable for wood, glass and steel applications.

Chromleder



Description

This leather backing has good friction and abrasion tolerance. It is mostly used in the conveying of oily or greasy parts. Its resistance to simple oils and greases makes it a good choice for haul-off applications.

TT60



Description

This polyester fleece backing is inherently anti-static and capable of high temperature surface contact. This is a good choice for hot glass, wafer and PC board transfer applications.

PAR



Description

Nylon facing on belt back offers reduced coefficient of friction and is resistant to oils and greases under most conditions. This facing is good for accumulator conveyor applications.

POLYURETHANE TIMING BELTS

Timing Belt Backings

PAZ PAR Anti-Static



Description

Nylon faced timing belts can be offered with black anti-static coating. For details, please see the Specialty Belts Catalog on our website, or contact applications engineering.


NBR 65



Description

NBR Rubber has good oil, fuel, solvent, acid and lye resistance. Backing can be used in a wide array of harsh conveying applications.


Minigrip



Description

This PVC based backing offers high coefficient of friction, good resilience and high wear resistance. It is excellent for transportation of wet and contoured parts.


PVC White



Description

This FDA approved backing offers good resistance to acids, bases, and salts. It is ideal for food, film processing, and pharmaceutical industries.

PVC White Herringbone



Description


This FDA approved backing material offers good resistance to acids, bases, and salts. It offers a unique contact surface and is ideal for food, film processing and pharmaceutical industries.

POLYURETHANE TIMING BELTS

Timing Belt Modifications

BRECOflex CO., L.L.C. can mechanically process timing belts for special functional characteristics. Timing belts with thick backs offer a broad range of possibilities for design engineers especially for mechanical processing. Please note that timing belts with thicker backs are less flexible and require pulleys with larger diameters. Better flexibility is achieved through transverse grooves or slits.

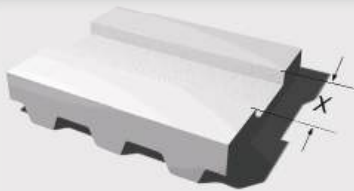
Lateral Machining



Description

- Typically used with extra thick belt back “DR” or “T-Cover”
- Used for small parts conveying
- Used for incline conveying
- Increased flexibility


Longitudinal Machining



Description

- Typically used with extra thick belt back “DR” or “T-Cover” for more design possibilities.
- Use for longitudinal product conveying
- Combined with perforation for vacuum applications
- Used to align product during handling


Solid Self-Tracking Guide



Description

- All the timing belt pitches are available with solid self-tracking guides

Back Grinding




Description

- Improved belt thickness tolerance
- Consistent belt back surface finish and friction
- Roughened belt back for spliced and welded “V” belts
- Standard for truly endless “BFX” belts > 720mm
- Available for spliced and welded “V” belts > 450mm
- Available for truly endless “BFX” belts between 450 and 720mm

POLYURETHANE TIMING BELTS

Timing Belt Modifications


Tooth Removal



Description

- Used to produce accurate pockets for product conveying. (Double-sided belt shown.)
- Facilitate mounting attachments (single sided belt not shown.)
- Used as a reference point (i.e., with optical sensors)


Longitudinal Tooth Machining



Description

- Ideal vacuum applications - combined with perforations along belt length (reduced vacuum loss)
- Used for belt tracking without pulley flanges
- Multiple grooves possible

Perforating



Description

- Used for vacuum applications
- Intricate hole patterns possible
- Used with tension-free zones resulting in clean holes with no tension member interference
- Complex perforation shapes possible


Covered Belt Machining



Description

- All the timing belt modifications may be possible for covered belts

Edge Grinding



Description

- Improved belt width tolerance
- Less lateral movement
- Used to more accurately position mechanical modifications (i.e., profiles, perforations, etc.)

POLYURETHANE TIMING BELTS

ATN[®] Convertible Profile Belts

The ATN[®] Convertible Timing Belt is the most advanced timing belt system for stepping, indexing and conveying applications that require profiles. BRECOflex CO., L.L.C.'s unique timing belt concept allows the customer to attach, interchange, or reconfigure timing belts in house or in the field with a multitude of profiles. The great advantage, in addition to its versatility, is that the user can quickly and easily reconfigure the profiles using simple hand tools without having to remove or replace the timing belt.

By simply changing the profiles or the profile spacing you can create a completely new application without changing the belt. The system is made to accommodate the changing requirements of your applications. It is perfect for prototyping and a very convenient option for serial production. It is available in 25mm, 50mm, 75mm and 100mm widths.

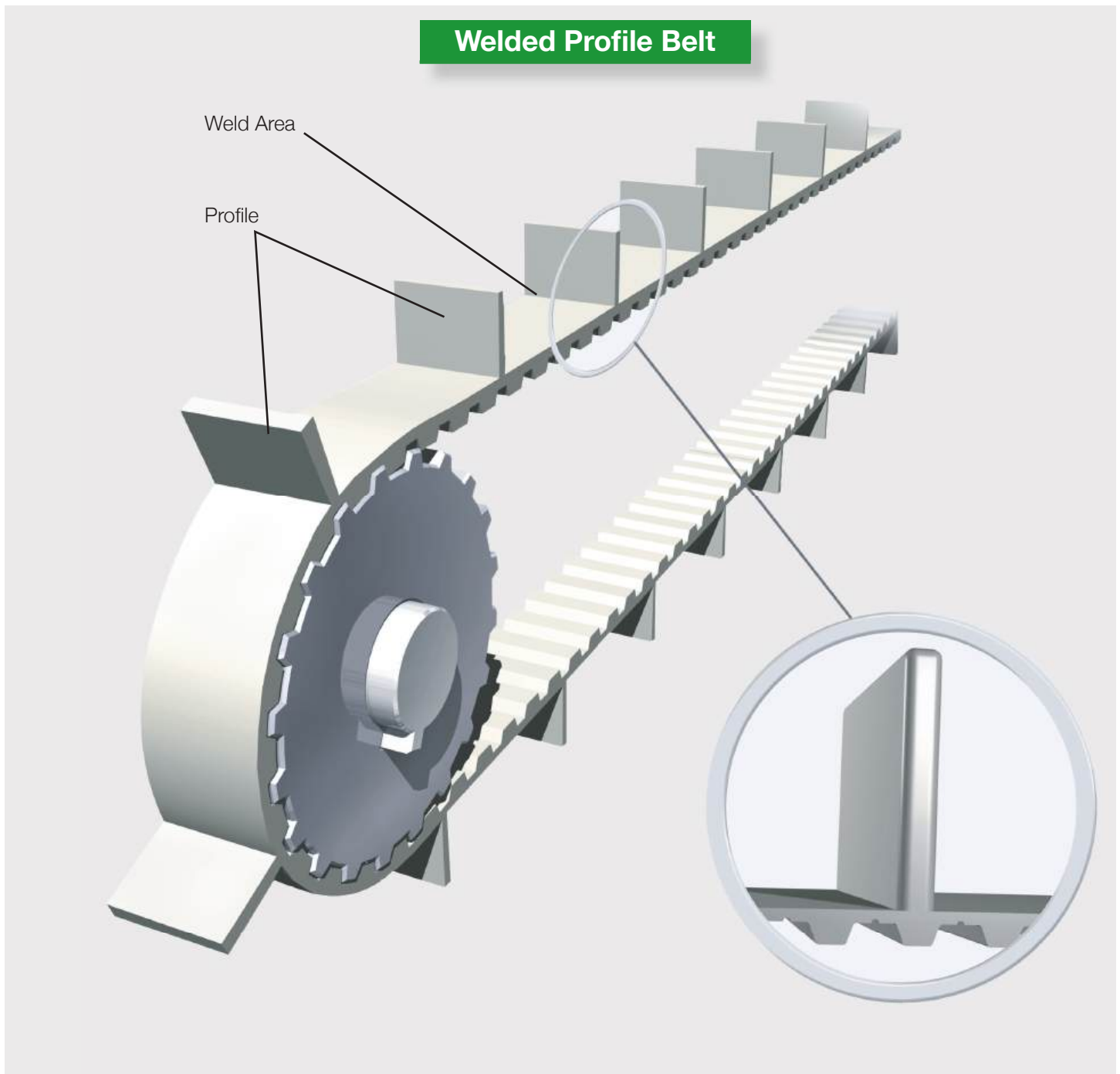


NOTE: for Toothbars, see page 156.

POLYURETHANE TIMING BELTS

Welded Profile Belts

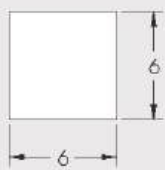
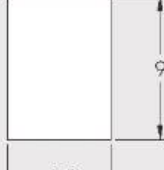
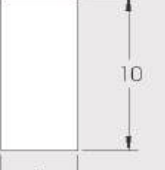

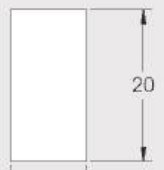
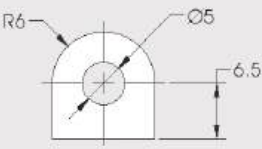
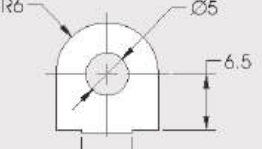
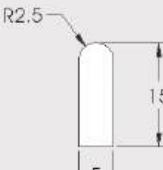
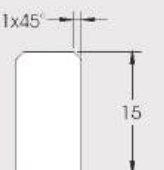
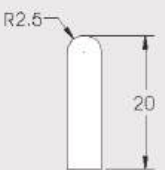
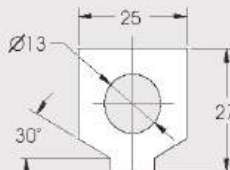
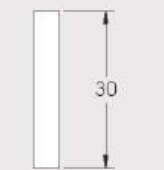
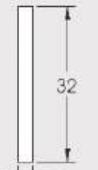

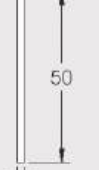



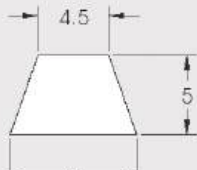
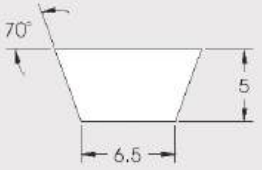
Timing belts with profiles (also known as cleats) allow for innovative design solutions for dividing, stepping and positioning. They are made of the same abrasion resistant polyurethane as our timing belts. For any conveying purpose you can attach them in any desired number or sequence. With over 4,000 stock profiles available, BRECOflex CO., L.L.C. offers a comprehensive variety of different designs without molding costs. In addition, custom designs (specific profile shape with or without metal inserts) or modified profiles (machined) are available upon request. Please contact a BRECOflex engineer who can help you find a stock profile to meet your needs or custom design one for an individual solution.



POLYURETHANE TIMING BELTS

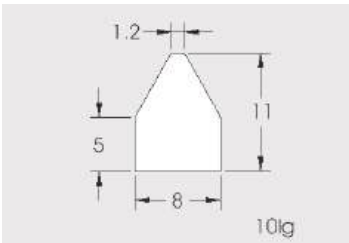
Profile Examples

The following drawings are just a few of the stock profiles that we offer. There are currently over 4,000 designs readily available. Please contact applications engineering for more information on custom molds.

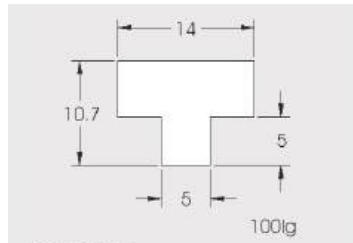
 <p>140lg</p>	 <p>100lg</p>	 <p>60lg</p>	 <p>130lg</p>
#1 2.3.2.006.006	#2 2.3.2.009.006	#3 2.3.2.010.005	#4 2.3.2.010.012
 <p>100lg</p>	 <p>50lg</p>	 <p>101.6lg</p>	 <p>195lg</p>
#5 2.3.2.010.020	#6 2.3.2.012.012	#7 2.3.2.012.012b	#8 2.3.2.015.005
 <p>103lg</p>	 <p>100lg</p>	 <p>50lg</p>	 <p>100lg</p>
#9 2.3.2.015.008	#10 2.3.2.020.005	#11 2.3.2.025.027	#12 2.3.2.030.005
 <p>105lg</p>	 <p>60lg</p>	 <p>100lg</p>	 <p>110lg</p>
#13 2.3.2.032.003	#14 2.3.2.040.004	#15 2.3.2.050.002	#16 2.3.2.050.008
 <p>100lg</p>	 <p>100lg</p>	 <p>100lg</p>	 <p>100lg</p>
#17 2.3.2.050.010	#18 2.3.2.100.005	#19 2.3.3.005.008	#20 2.3.3.005.012

POLYURETHANE TIMING BELTS

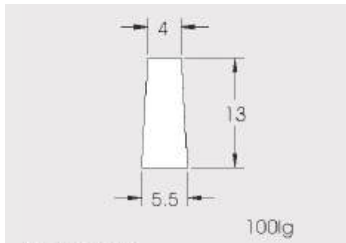
Profile Examples



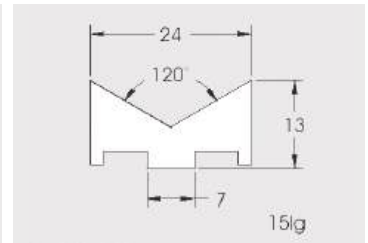
#21 2.3.3.008.011



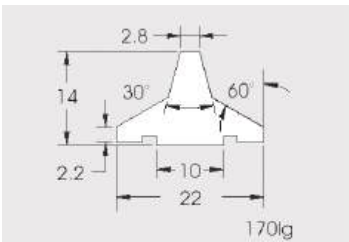
#22 2.3.3.010.014



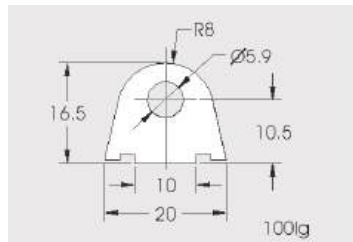
#23 2.3.3.013.006



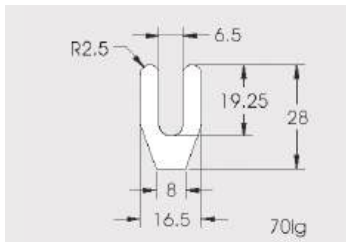
#24 2.3.3.013.024



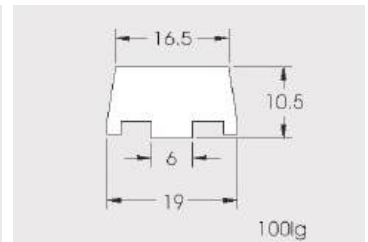
#25 2.3.3.014.022



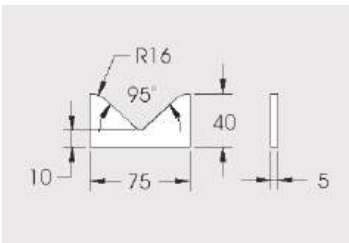
#26 2.3.3.016.020



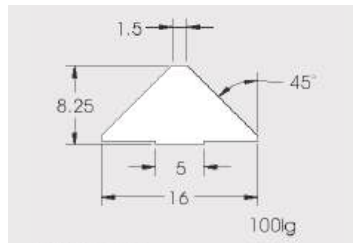
#27 2.3.3.016.028



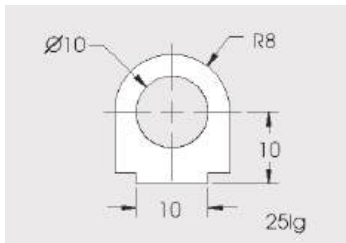
#28 2.3.3.019.010



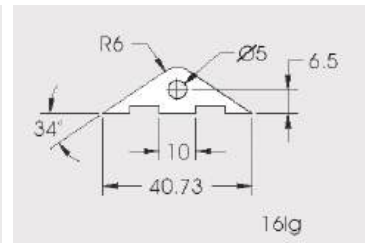
#29 2.3.3.040.005



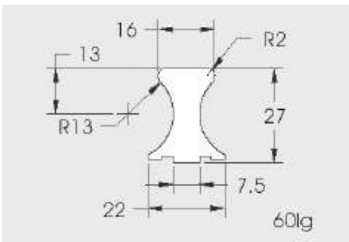
#30 2.3.4.016.008



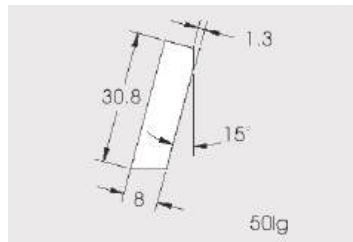
#31 2.3.4.016.018



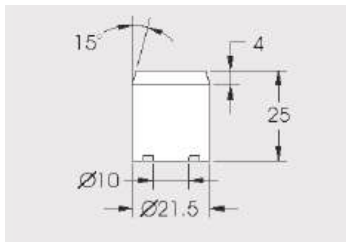
#32 2.3.5.002b



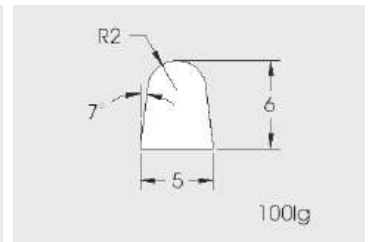
#33 2.3.5.004



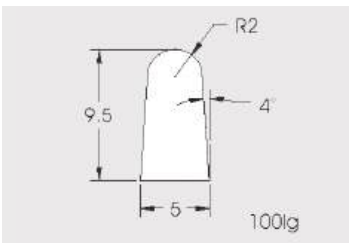
#34 2.3.5.011



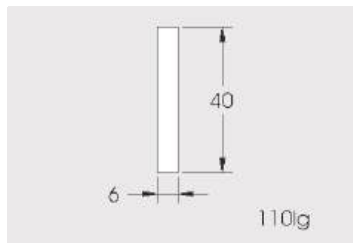
#35 2.3.5.015



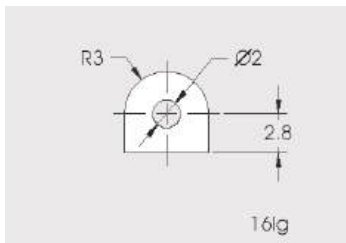
#36 2.3.5.028



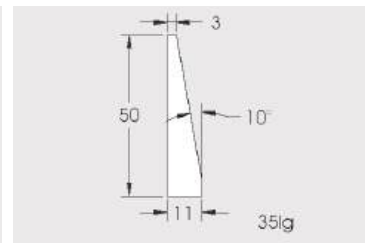
#37 2.3.5.029



#38 2.3.5.041



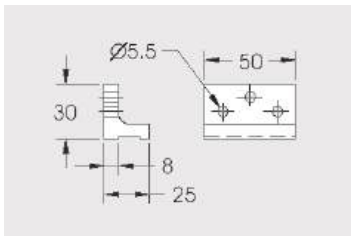
#39 2.3.5.070



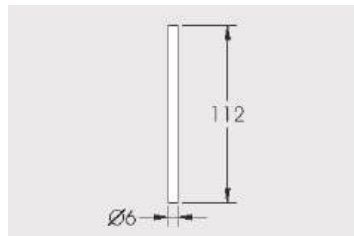
#40 2.3.5.137

POLYURETHANE TIMING BELTS

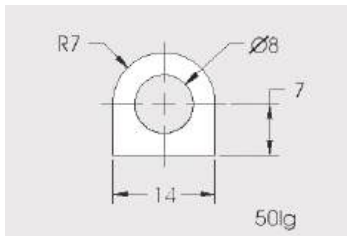
Profile Examples



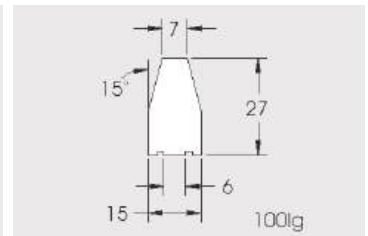
#41 2.3.5.189



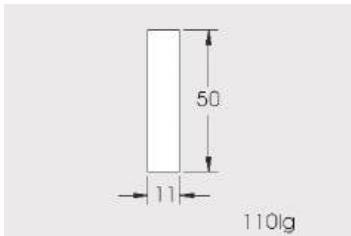
#42 2.3.5.197



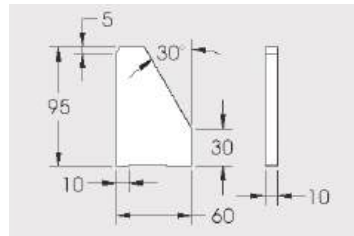
#43 2.3.5.230



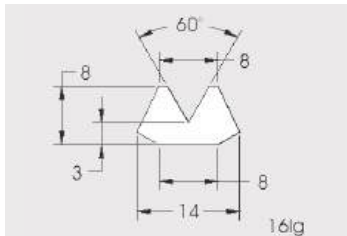
#44 2.3.5.263



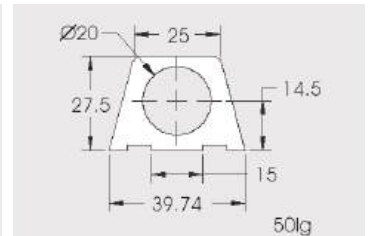
#45 2.3.5.265



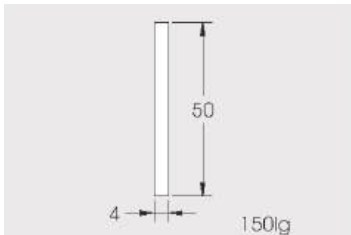
#46 2.3.5.274



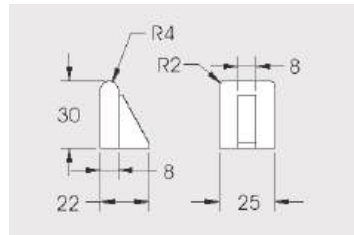
#47 2.3.5.292



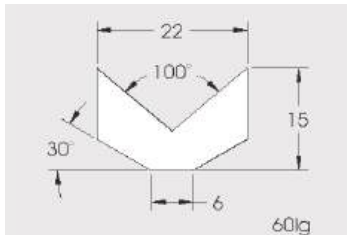
#48 2.3.5.292



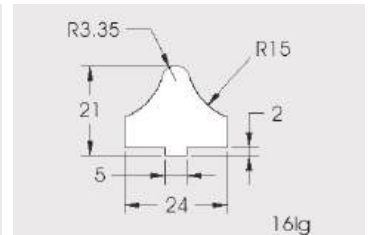
#49 2.3.5.315



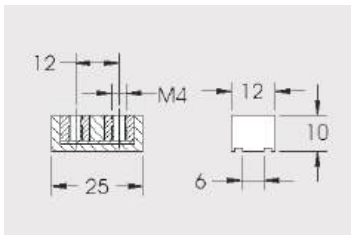
#50 2.3.5.320



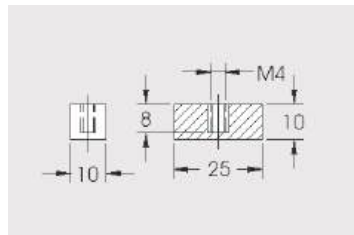
#51 2.3.5.327



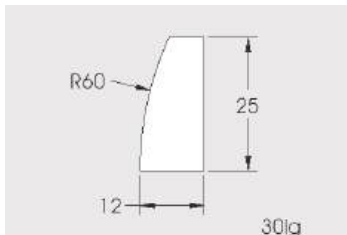
#52 2.3.5.344



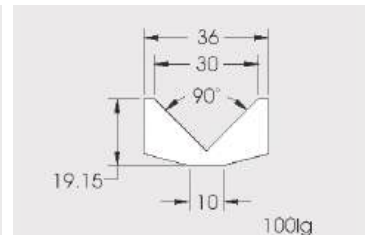
#53 2.3.5.425



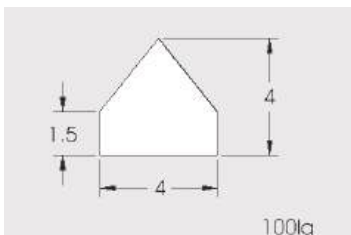
#54 2.3.5.506



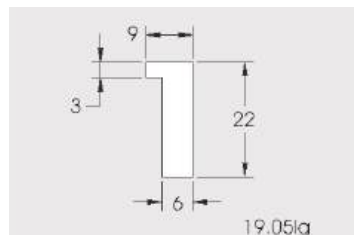
#55 2.3.5.585



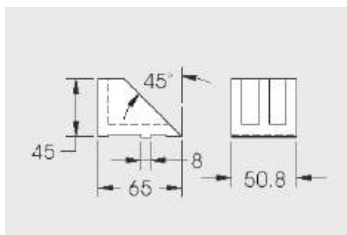
#56 2.3.5.663



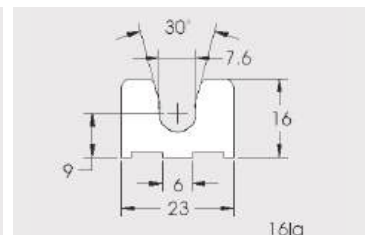
#57 2.3.5.714



#58 2.3.5.718



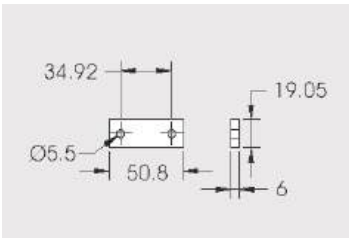
#59 2.3.5.771



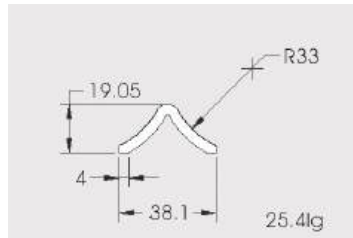
#60 2.3.5.775

POLYURETHANE TIMING BELTS

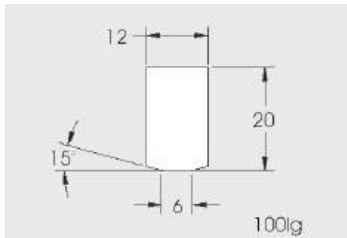
Profile Examples



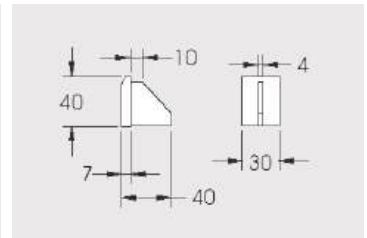
#61 2.3.5.811



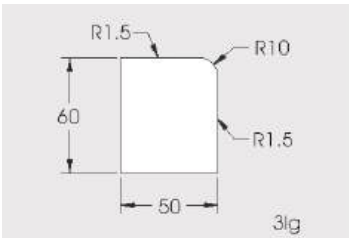
#62 2.3.5.852



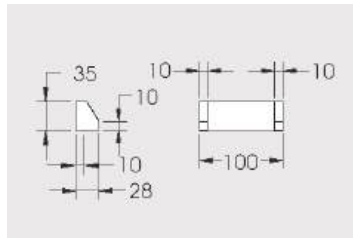
#63 2.3.5.862



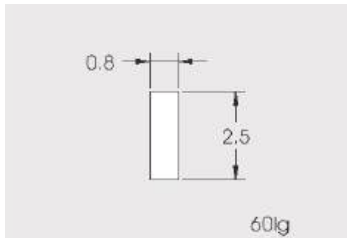
#64 2.3.5.875



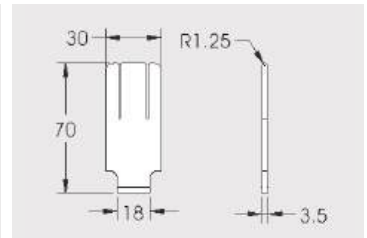
#65 2.3.5.888



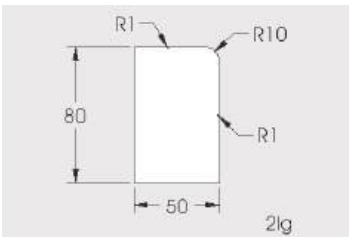
#66 2.3.5.974



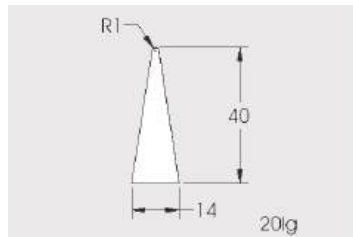
#67 2.3.6.032



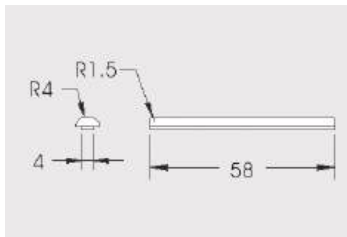
#68 2.3.6.088



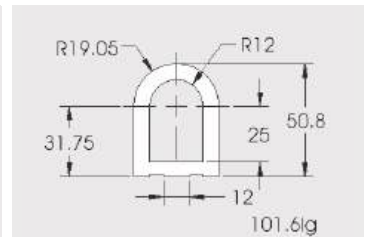
#69 2.3.6.091



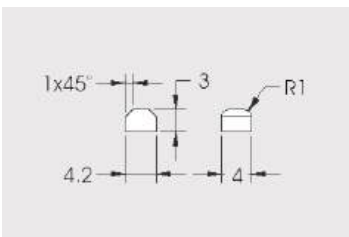
#70 2.3.6.092



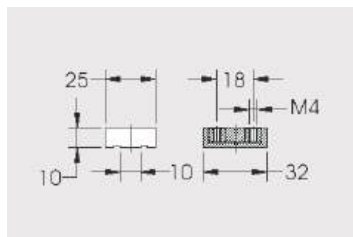
#71 2.3.6.092



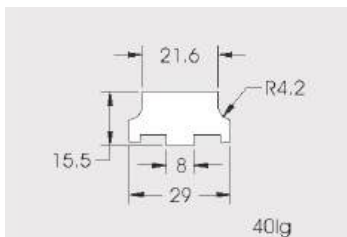
#72 2.3.6.103



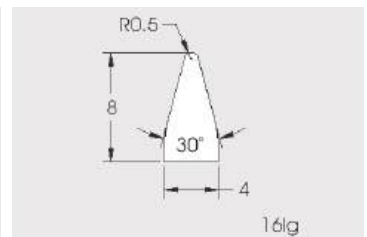
#73 2.3.6.277



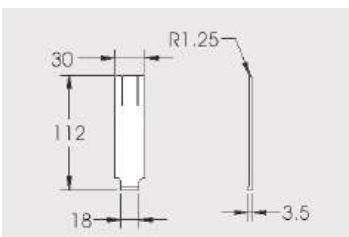
#74 2.3.6.291



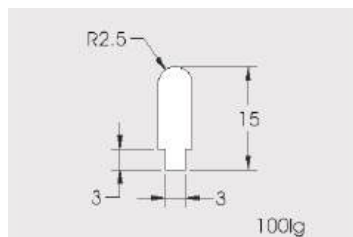
#75 2.3.6.334



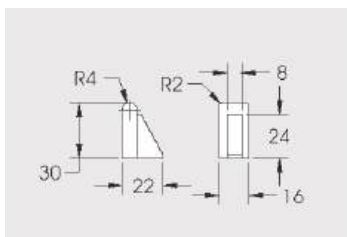
#76 2.3.6.428



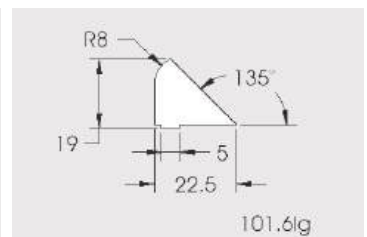
#77 2.3.6.461



#78 2.3.6.461



#79 5010

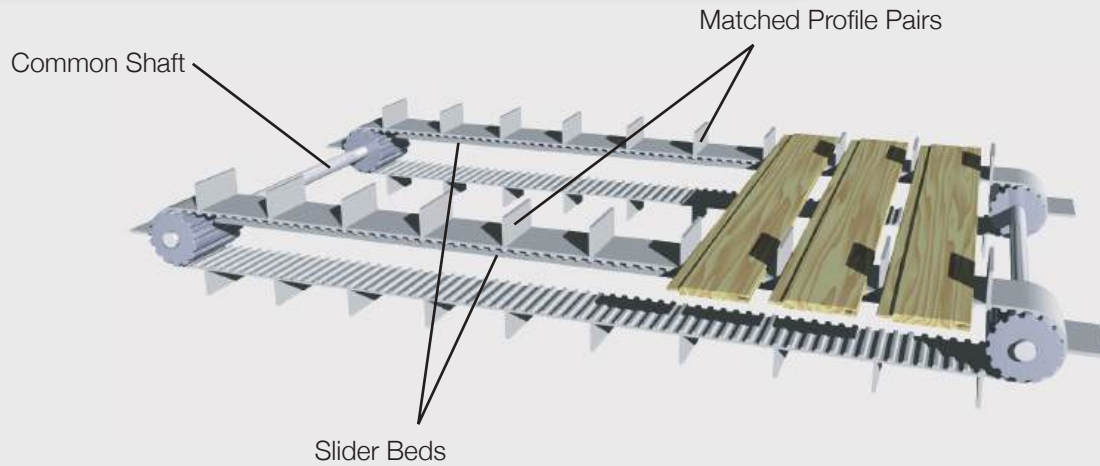


#80 5010

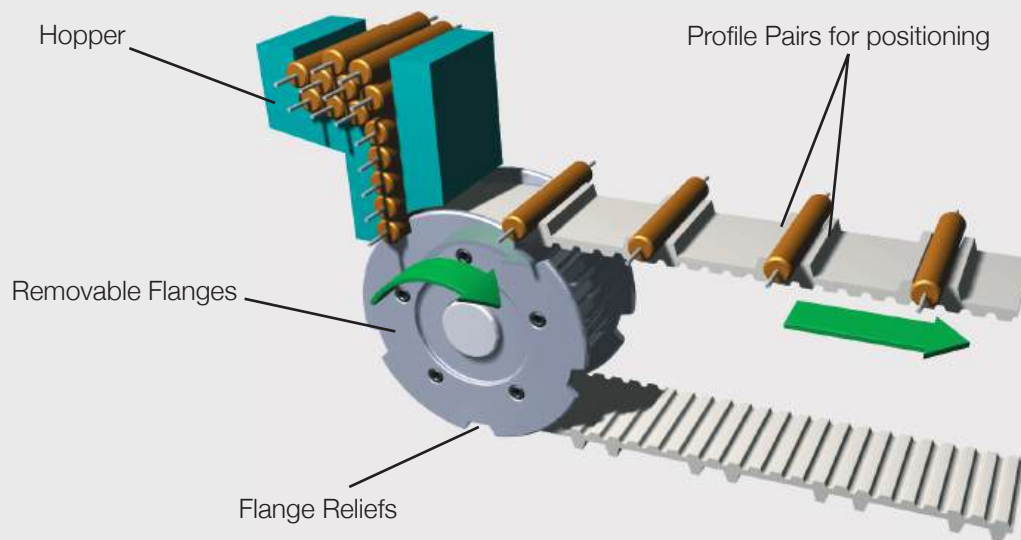
POLYURETHANE TIMING BELTS

Application Examples

Synchronous Conveyor for Wide Products



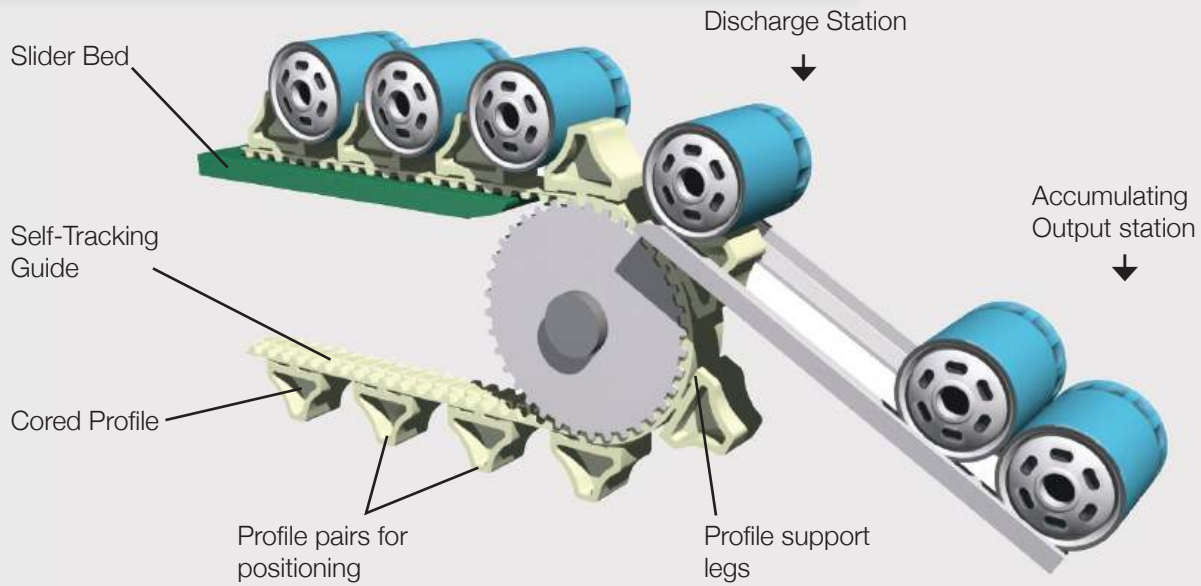
Product Driving Line




POLYURETHANE TIMING BELTS

Application Examples

Cylindrical Product Conveying



Feeder Line for Juice Processing



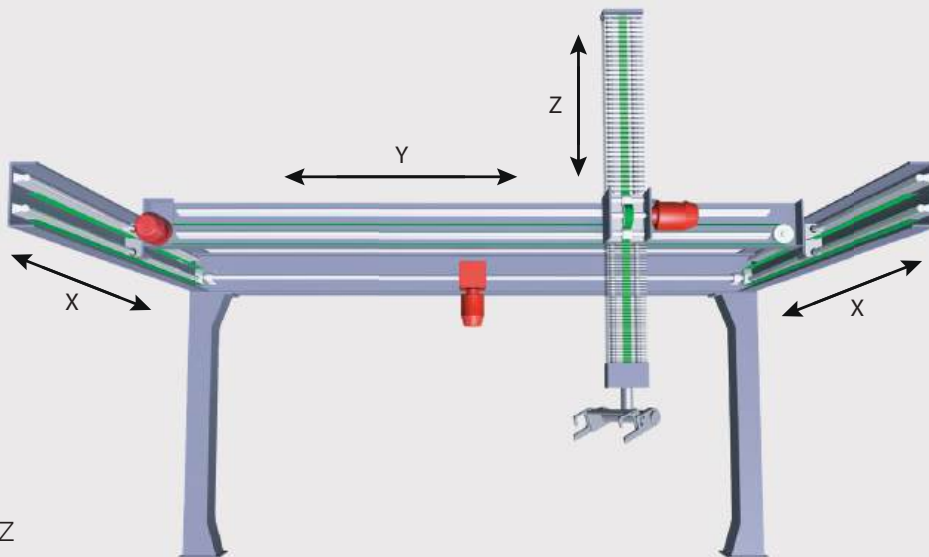
POLYURETHANE TIMING BELTS

Application Examples

Profiled Timing Belt as Test Tube Carrier



Pick and Place Linear Drive

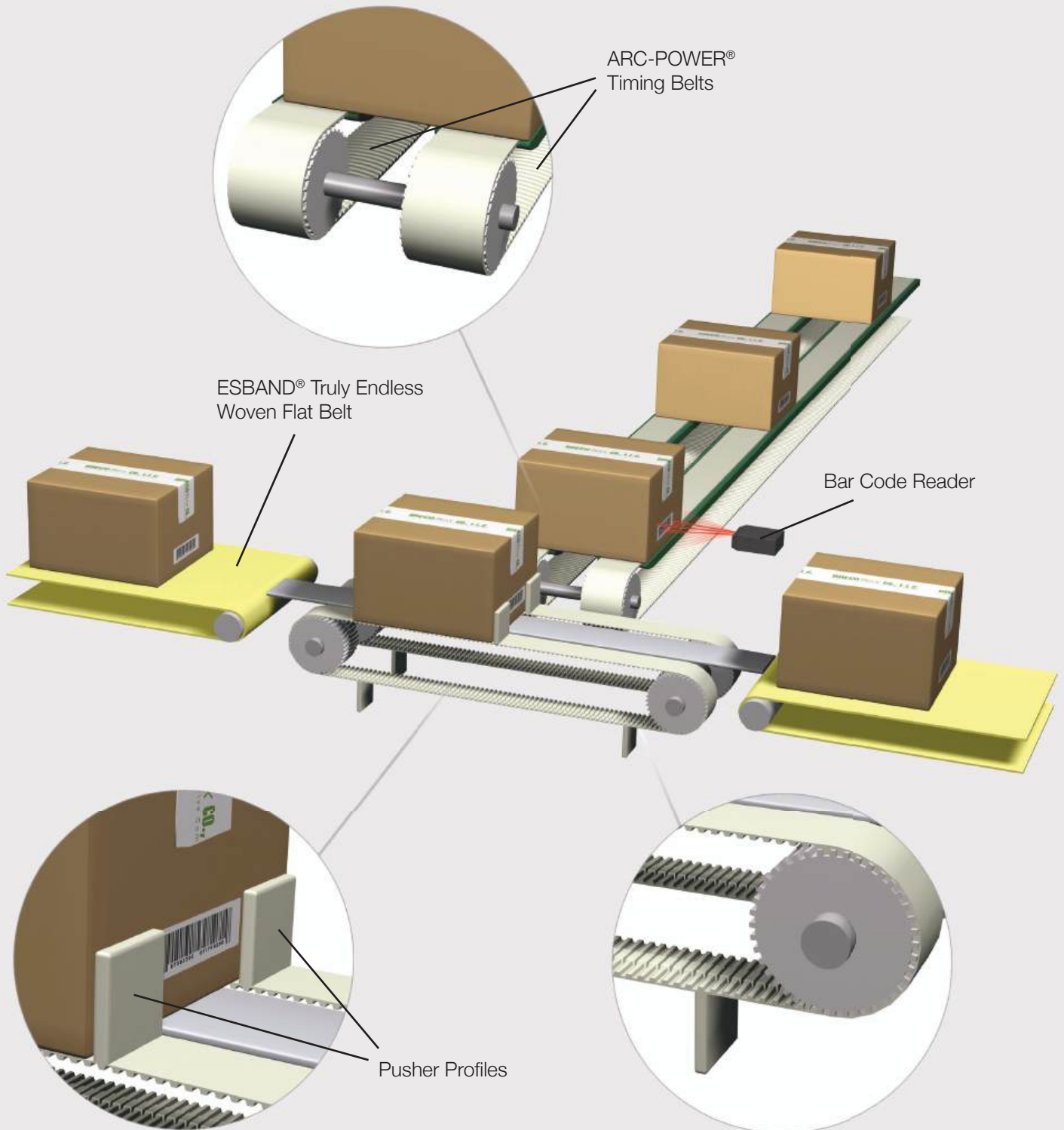


Linear Drives - XYZ

POLYURETHANE TIMING BELTS

Application Examples

Sorting Station with Bar Code Reader



POLYURETHANE TIMING BELTS

Connecting Timing Belts

Timing Belt Lock - AT10/T10

BRECOflex CO., L.L.C. offers a mechanical timing belt connection technology for T10 and AT10 pitch timing belts in conveyor applications. The Timing Belt Locks are compatible with standard AT10 and T10 belts and pulleys for direct replacement. Timing Belt Locks are available in widths of 32, 50, 75, and 100mm.

- Designed for rapid belt assembly on the machinery using just a screw driver.
- Belt ends are factory machined to accept hardware consisting of 10 connecting plates, 10 tooth inserts, and the requisite screws.
- Spare parts kits are available to change out the inserts in applications with frequent reassembly.

Ordering Example: Timing Belt Lock

75 **T10 DC** / **8400** **DC**


Belt ends prepared for timing belt lock (kit included, but not installed)



PinLock Connecting Kits

The BRECOflex CO., L.L.C. PinLock timing belt is a connection system that offers an alternative to spliced and welded belts. Pinlock belts have precise water-jet-cut fingers to guarantee both ends of the belt can be easily joined during on-site assembly. The optimized finger splices ensure equal load distribution, thereby giving the connection a high load-bearing capacity.

The CNC-milled bore paths are “pin straight” and the rust-proof threaded pins are easy to tighten using a cordless screwdriver. PinLock timing belts give you a secure connection and can be used with timing belt backings and profiles. It is an easy to use and long lasting solution for a wide variety of machines.



Available Belt Types and Widths/Permissible Tensile Forces

Pitch	Number of Pins	Force	Belt Width (mm)				
			25	32	50	75	96 (T10/AT10 only) / 100
T10	PinLock(6)	[N]	-	-	-	-	-
	PinLock(10)	[N]	300	400	600	900	1200
AT10	PinLock(6)	[N]	200	300	400	600	800
	PinLock(10)	[N]	400	500	800	1200	1600
T20	PinLock(6)	[N]	400	500	800	1200	1600
	PinLock(10)	[N]	700	900	1500	2200	3000
AT20	PinLock(6)	[N]	500	600	1000	1500	2000
	PinLock(10)	[N]	1000	1200	2000	3000	4000

Contact Applications Engineering for more information.

POLYURETHANE TIMING BELTS

Connecting Timing Belts

ATN® Connecting Kits

BRECOflex CO., L.L.C. offers mechanical ATN® Connecting Kits for rapid belt assembly and disassembly in the field directly on the conveyor system.

- Mechanical hardware connection to clamp together finger stamped belt ends
- Hardware consists of high strength inserts, stainless steel top plates, and the requisite screws
- Connection technology has option to allow ATN® profiles to attach in joined area

Version "C" (standard)

- Available for pitches ATN10, ATN12.7, ATN10K6, and ATN12.7K6
- Belt thickness = 4.5 mm, without any self-tracking guide
- Number of connection elements = 10
- Not suitable for mounting profiles in connecting kit area
- Threaded hole size = M2.5
- Top plates are 0.9mm above the belt back
- Not suitable for mounting of profiles in connecting kit area

Version "DC" (deep connection – recessed top plates)

- Use when product must lay flat across the connecting kit area
- Available for pitches ATN10, ATN12.7, ATN20, ATN10K6, and ATN12.7K6
- Belt thickness = 5.4 mm (ATN10, ATN12.7) and 8.0 mm (ATN20), without any self-tracking guide
- Number of connection elements = 10 (ATN10, ATN12.7) and 9 (ATN20)
- Threaded hole size = M2.5 (ATN10, ATN12.7) and M3 (ATN20)
- Not suitable for mounting of profiles in connecting kit area

Version "DC-PRO" (deep connection and profiles)


- A version of the flush connecting kit DC above but additionally suitable for mounting up to 5 profiles in connecting kit area
- Available for pitches ATN10, ATN12.7, ATN20, ATN10K6, and ATN12.7K6
- Belt pitches, thickness, number of connection elements, and threaded hole sizes comparable to version "DC"
- Suitable for mounting of profiles in connecting kit area

NOTE: for Toothbars, see page 156.


Version "C"



Version "DC"




Version "DC-PRO"



POLYURETHANE TIMING BELTS

Field Welder

BRECOflex CO., L.L.C. offers field welders for installation and replacement of endless polyurethane timing belts in machinery and equipment on location. No costly and time consuming disassembly is necessary. BRECOflex CO., L.L.C. provides open-ended timing belts with prepared belt ends for field welding. Often times, little or no machine disassembly is required for installation of replacement polyurethane timing belts. Once the timing belt is in place, the field welder will fuse the timing belt ends together in about 30 minutes. Only 120V outlet is required - no water cooling is necessary. The result is an endless polyurethane timing belt installed in the field on the most complex machines. If done correctly, the tensile strength of field welded timing belts equals the strength of factory supplied timing belts.



Field Welder consists of:

- Power cord for standard 120V outlet
- Control box with power button
- Aluminum and steel body with threaded handles for pressure adjustments
- Non-stick coated bottom and top fuser plates

Weight:

- Approx: 8.5 lbs (25 mm wide belt)

Available in:

- All belt pitches single and double sided in widths from 25 mm to 150 mm

POLYURETHANE TIMING BELTS

Tooth Bar Inserts


Brass or stainless tooth bars offer increased allowable profile loading options over the standard ATN® inserts during loading. The bolted profile is supported by a bar that spans across the entire tooth of the timing belt thereby sandwiching the belts' steel cords between the insert and the profile. The metal tooth connection technology may be useful in instances where the standard solutions are not strong enough, particularly for loading in the normal direction (perpendicular to the belt back surface.)

Advantages:

- Increased profile loading possible
- Wider product range
- Truly endless belts
- More belt materials
- Same flexibility

Pitch and Width Availability

Width (mm)	Number of Screws Across Belt Width	Belt Pitches				
		ATN10	ATN12.7	ATN20	AT10	AT20
50	2	☑	☑	☑	☑	☑
75	3	☑	☑	☑	☑	☑
100	4	☑	☑	☑	☑	☑
150	6	-	-	-	☑	☑



High Precision Pulleys



PULLEYS FOR TIMING BELTS


In addition to our high performance polyurethane timing belts, BRECOflex CO., L.L.C. manufactures a wide range of both stock and made-to-order metal pulleys in our Eatontown, NJ facility. The perfect meshing of timing belt and pulley is crucial for satisfactory operation and long service life of any belt drive. Therefore, sourcing both timing belts and matching pulleys from BRECOflex as your single source provider is your assurance for perfect meshing and belt-pulley performance.

To meet the needs of nearly every application, BRECOflex specializes in finished, high precision made-to-order pulleys that come in a wide variety of options as seen on the following pages. BRECOflex CO., L.L.C. is capable of providing stock aluminum pulleys with pilot bores, for immediate delivery. Furthermore, they are available with standard tooth gap and with reduced (SE) or zero (0) backlash tooth configuration and can be flanged as required by the application with quick lead times.

Free application engineering support is available. You also have the option to access our online tools to aid with your pulley selections.

THE CALCULATIONS PROGRAM

This program will guide you step-by-step through the calculations process to yield the ideal linear drive or power transmission recommendations. Go to the engineering support section of our website to access the program.



THE CUSTOM PULLEY CONFIGURATOR

This program will enable you to create 3D models of your pulley which you can download to further modify or submit to engineering for a quote. If you want to custom configure timing belt and pulley models, you can use our custom 3D model configurator at <https://www.brecoflex.com/3d-configurator/>

STOCK 3D MODEL LIBRARY

To download 3D models of stock pulleys you can go to our 3D library on our website.

HIGH PRECISION PULLEYS

Pulley Pitch Range

T-Series



Available Pitches

- T2
- T2.5
- T5
- T10
- T20

AT-Series



Available Pitches

- AT3
- AT5
- AT10
- AT(S)15
- AT20

*Contact us about AT8

ATN®-Series



Available Pitches

- ATN10
- ATN12.7
- ATN20

ATL-Series



Available Pitches

- ATL5
- ATL10
- ATL20

Imperial-Series



Available Pitches

- MXL
- XL
- L
- H
- XH

HTD/STD-Series



Available Pitches

- HTD 3M
- HTD 5M
- HTD 8M
- HTD 14M
- STD S5M
- STD S8M

Self-Tracking-Series



Available Pitches

- TK5K6
- TK10K6
- TK10K13
- TK20K13
- ATK5K6
- ATK10K6
- ATK10K13
- ATK20K13
- ATN10K6
- ATN12.7K6
- HK13

SFAT-Series



Available Pitches

- SFAT10
- SFAT15
- SFAT20


ATP-Series



Available Pitches

- ATP10
- ATP15

ARC-POWER®-Series



Available Pitches

- BAT10
- BATK10
- BAT15
- BATK15


HIGH PRECISION PULLEYS

Pulley Customizations

Made-to-order pulleys come in a wide variety of options. BRECOflex CO., L.L.C. can provide any customizations with one of the fastest lead times in the industry thanks to our highly skilled CNC machinists, engineers and production staff at our USA headquarters. Our application engineers and customer service staff can assist with your order and in most cases, custom pulleys will ship in 8 days or less. Our flexibility and production capabilities enable you to order prototypes and short runs as well as production quantities.



Single Flanged Pulley



Screwed on Flanges



Unflanged Pulley



Bolt Hole



Counterbore



Keyway



Lightening Holes



Mounting Holes



Setscrew Face

HIGH PRECISION PULLEYS

Pulley Customizations



Set Screw Hub



Snap Ring




TL Bushing



Self-Tracking Guide




Hub



Holes for QD Bushing



Rolled on Flanges



Lightning Groove



Pilot Bore

BRECOflex CO., L.L.C. will also manufacture pulleys in materials including steel, stainless steel and Delrin® with a variety of special finishes. See page 178 for more details.

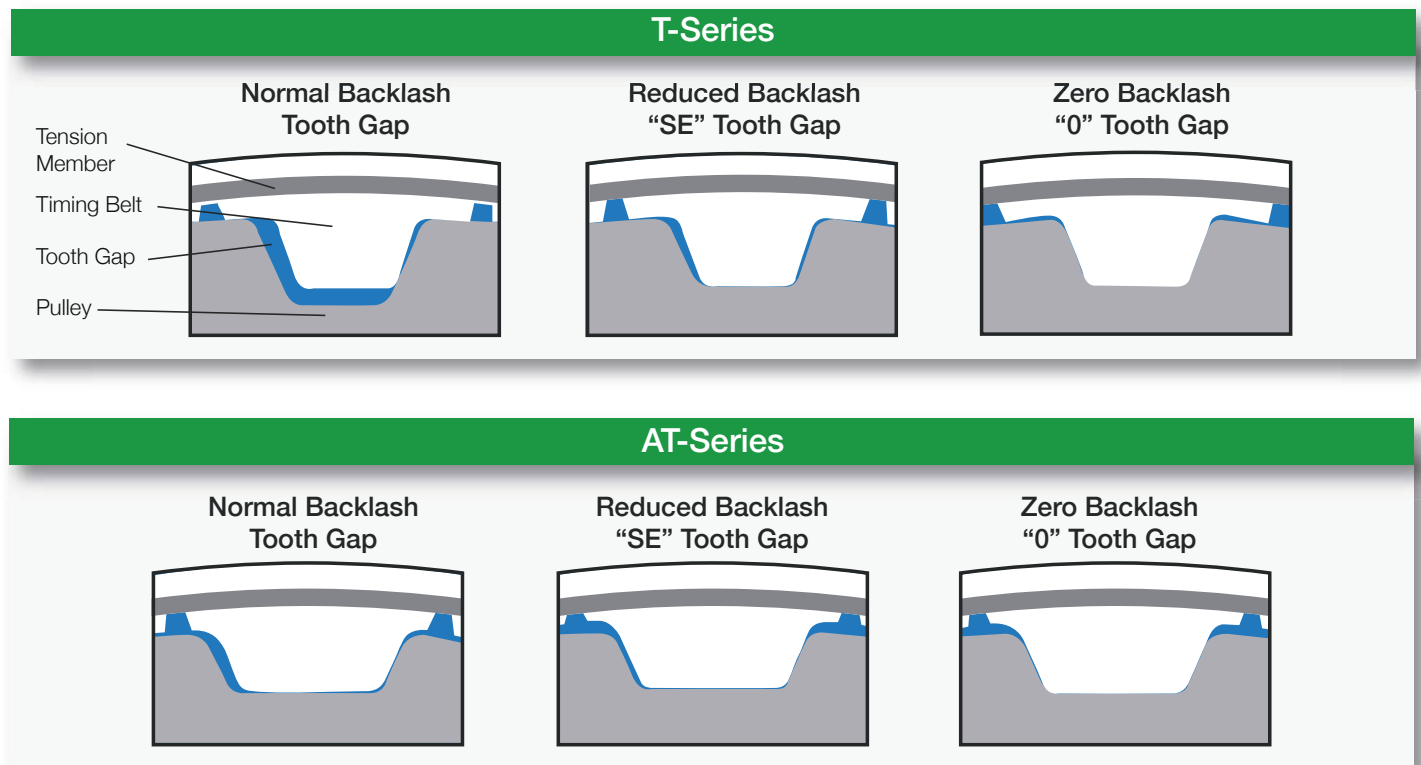
HIGH PRECISION PULLEYS

Pulley Tooth Design

Overview

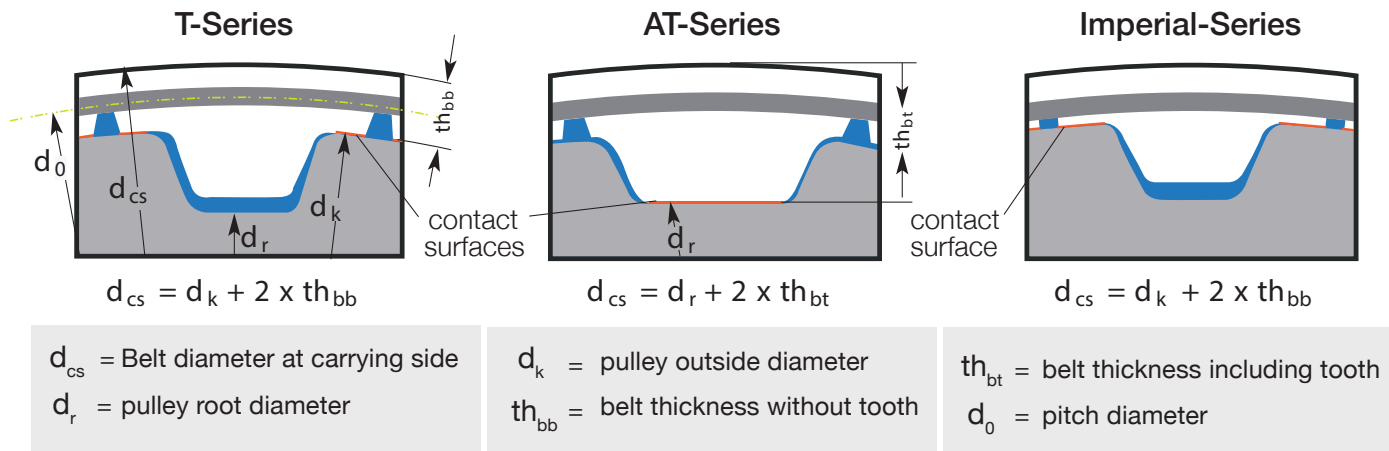
Selecting a special pulley tooth gap can increase the accuracy of the timing belt system by decreasing or eliminating “play” between the timing belt and the pulley. Linear drives and systems requiring precise positioning and high repeatability or fast settling times can benefit from reduced “play.” The illustrations below show the meshing of the timing belt with the tooth gap designs available for metric pitches.

For drive designs using “SE” or “0” - tooth gap pulleys, please consult BRECOflex CO., L.L.C. applications engineering department.



NOTE: Tooth gap will vary with the number of pulley teeth (See chart on next page)

Belt Elevation and Contact Surface Comparison



HIGH PRECISION PULLEYS

Pulley Tooth Design

BRECOflex CO., L.L.C. offers three pulley tooth designs for metric pitches as follows:

NORMAL BACKLASH

REDUCED BACKLASH

ZERO BACKLASH

Standard - Standard tooth design will be supplied if no options are specified when ordering.

Options - Optional tooth design must be specified at the time of ordering otherwise the standard tooth gap design will be provided.

Tooth Designs Based on the Number of Pulley Teeth

Overview of available tooth gaps

Pulley Pitch	T-Series Pulley		AT-Series Pulley			Imperial-Series Pulley
	≤20 Teeth	>20 Teeth	(Excl. AT20)	AT20		
			All Teeth	18-20 Teeth	>21 Teeth	All Teeth
Normal Gap	N/A	Standard	Standard	N/A	Standard	Standard
Reduced Backlash "SE"	Standard	Optional	N/A	Standard	Optional	N/A
Zero Backlash "0"	Optional	Optional	Optional	Optional	Optional	N/A

Pitches That Apply to the Chart (Including Self-Tracking)

T2.5	T20	AT10	ATN10
T5	AT3	ATS15	ATN12.7
T10	AT5	AT20	ATN20

Ordering Example:

NORMAL BACKLASH

AL 42 AT10 / 24-2

REDUCED BACKLASH "SE"

AL 42 AT10 - **SE** / 24-2

ZERO BACKLASH "0"

AL 42 AT10 - **0** / 24-2

HIGH PRECISION PULLEYS

Precision Pulleys

Belt Width in Relation to Pulley Face Width

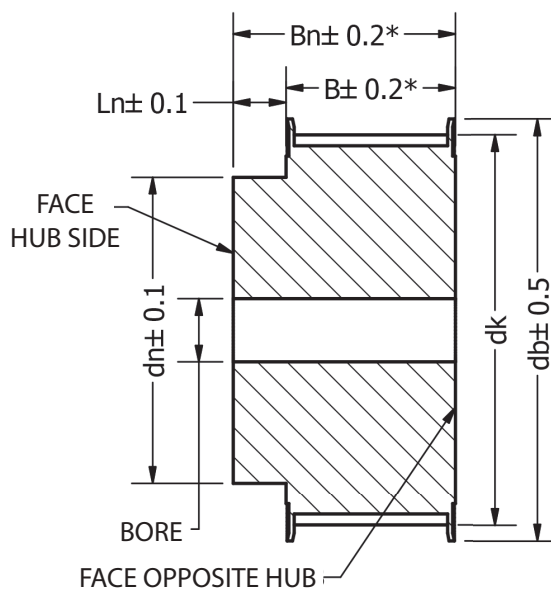
Metric Pitches

Belt Width (mm)	4	6	8	10	16	20	25	32	50	75	100	150
Flanged/un-Flanged Pulleys												
Pulley Face Width (mm)	8	12	14	16	22	26	32	40	60	85	110	160
Self-Tracking												
Pulley Face Width (mm)	-	-	-	-	21	25	30	37	55	80	105	155

English Pitches

Belt Width (mm)	6.35	7.94	9.53	12.7	19.1	25.4	38.1	50.8	76.2	101.6	152.4
Belt Width (inch)	.25	.313	.375	.5	.75	1.0	1.5	2.0	3.0	4.0	6.0
Flanged/un-Flanged Pulleys											
Pulley Face Width (mm)	12	14	16	19	25	32	44	59	84	111	163
Pulley Face Width (inch)	.472	.551	.63	.748	.984	1.26	1.732	2.323	3.307	4.37	6.417
Self-Tracking											
Pulley Face Width (mm)	-	-	-	-	-	30	43	55	80	105	157
Pulley Face Width (inch)	-	-	-	-	-	1.181	1.693	2.165	3.15	4.134	6.181

$$B_n = B + L_n$$



KEY:

B_n = PULLEY WIDTH*

B = FACE WIDTH*

L_n = HUB DEPTH

db = FLANGE OD

dk = TOOTH OD

dv = PILOT BORE DIAMETER

d = FINISHED OR CLEARANCE BORE DIA.

dn = HUB DIAMETER

HIGH PRECISION PULLEYS

Precision Pulleys

Minimum Number of Pulley Teeth and Idler Diameter

Pitch (mm)	No Back Bending Min. # of Pulley Teeth	With Back Bending Min. # of Pulley Teeth	Min. Diameter of Flat Idler running on tooth side (mm)	Min. Diameter of Flat Idler running on belt back (mm)	Pitch (mm)	No Back Bending Min. # of Pulley Teeth	With Back Bending Min. # of Pulley Teeth	Min. Diameter of Flat Idler running on tooth side (mm)	Min. Diameter of Flat Idler running on belt back (mm)
T2	10	18	15	15	L	15	20	60	60
T2.5	15	18	15	18	H	14	20	60	80
T5	10	15	30	30	XH	18	25	150	180
T10	12	20	60	60	BAT10	20	25	60	120
T20	15	25	120	120	BATK10	20	25	60	120
AT3	15	25	30	30	BAT15	20	30	100	150
AT5	15	20	25	60	BATK15	20	30	100	150
AT10	15	25	50	120	SFAT10	15	25	50	120
ATS15	25	40	120	250	SFAT15	20	25	100	150
AT20	18	25	120	180	SFAT20	18	25	120	180
ATN10	25	-	80	-	TK5K6	25	25	60	80
ATN12.7	20	-	80	-	TK10K6	25	25	60	80
ATN20	20	-	125	-	TK10K13	25	25	80	120
ATL5	25	25	40	60	TK20K13	18	25	120	180
ATL10	25	25	80	150	ATK5K6	20	20	60	80
ATL20	25	25	60	250	ATK10K6	25	25	60	120
ATP10	15	25	50	120	ATK10K13	20	25	60	120
ATP15	20	30	100	160	ATK20K13	20	25	120	120
MXL	10	18	15	15	ATN10K6	25	-	80	-
XL	10	15	30	30	ATN12.7K6	20	-	80	-
					HK13	18	20	80	120

HIGH PRECISION PULLEYS

Stock Pulleys

T5



Note: Available in most instances for same day shipment.

Tooth Type	Number of Teeth	Outside Diameter	Pitch Circle Diameter	Face Width	Pilot Bore	Part Number
T5	z	d _k (mm)	d _o (mm)	B (mm)	d _v (mm)	
BELT WIDTH = 10 mm	10	15.05	15.92	15	4	LS 21 T5-SE / 10-2 hub 8x6
	12	18.25	19.10	15	4	LS 21 T5-SE / 12-2 hub 12x6
	14	21.45	22.28	15	6	LS 21 T5-SE / 14-2 hub 14x6
	15	23.05	23.87	15	6	LS 21 T5-SE / 15-2 hub 16x6
	16	24.60	25.46	15	6	LS 21 T5-SE / 16-2 hub 18x6
	18	27.80	28.65	15	6	LS 21 T5-SE / 18-2 hub 20x6
	19	29.40	30.24	15	6	LS 21 T5-SE / 19-2 hub 22x6
	20	31.00	31.83	15	6	LS 21 T5-SE / 20-2 hub 24x6
	24	37.35	38.20	15	6	LS 21 T5 / 24-2 hub 26x6
	25	38.95	39.79	15	6	LS 21 T5 / 25-2 hub 26x6
	27	42.15	42.97	15	8	LS 21 T5 / 27-2 hub 30x6
	30	46.90	47.75	15	8	LS 21 T5 / 30-2 hub 34x6
	32	50.10	50.93	15	8	LS 21 T5 / 32-2 hub 38x6
	36	56.45	57.30	15	8	LS 21 T5 / 36-2 hub 38x6
	40	62.65	63.66	15	8	LS 21 T5 / 40-2 hub 40x6
	48	75.55	76.39	15	8	LS 21 T5 / 48-0 hub 50x6
	60	94.65	95.49	15	8	LS 21 T5 / 60-0 hub 65x6
	BELT WIDTH = 16 mm	10	15.05	15.92	21	4
12		18.25	19.10	21	4	LS 27 T5-SE / 12-2 hub 12x6
14		21.45	22.28	21	6	LS 27 T5-SE / 14-2 hub 14x6
15		23.05	23.87	21	6	LS 27 T5-SE / 15-2 hub 16x6
16		24.60	25.46	21	6	LS 27 T5-SE / 16-2 hub 18x6
18		27.80	28.65	21	6	LS 27 T5-SE / 18-2 hub 20x6
19		29.40	30.24	21	6	LS 27 T5-SE / 19-2 hub 22x6
20		31.00	31.83	21	6	LS 27 T5-SE / 20-2 hub 24x6
24		37.35	38.20	21	6	LS 27 T5 / 24-2 hub 26x6
25		38.95	39.79	21	6	LS 27 T5 / 25-2 hub 26x6
27		42.15	42.97	21	8	LS 27 T5 / 27-2 hub 30x6
30		46.90	47.75	21	8	LS 27 T5 / 30-2 hub 34x6
32		50.10	50.93	21	8	LS 27 T5 / 32-2 hub 38x6
36		56.45	57.30	21	8	LS 27 T5 / 36-2 hub 38x6
40		62.65	63.66	21	8	LS 27 T5 / 40-2 hub 40x6
48		75.55	76.39	21	8	LS 27 T5 / 48-0 hub 50x6
60		94.65	95.49	21	8	LS 27 T5 / 60-0 hub 65x6
BELT WIDTH = 25 mm		10	15.05	15.92	30	4
	12	18.25	19.10	30	4	LS 36 T5-SE / 12-2 hub 12x6
	14	21.45	22.28	30	6	LS 36 T5-SE / 14-2 hub 14x6
	15	23.05	23.87	30	6	LS 36 T5-SE / 15-2 hub 16x6
	16	24.60	25.46	30	6	LS 36 T5-SE / 16-2 hub 18x6
	18	27.80	28.65	30	6	LS 36 T5-SE / 18-2 hub 20x6
	19	29.40	30.24	30	6	LS 36 T5-SE / 19-2 hub 22x6
	20	31.00	31.83	30	6	LS 36 T5-SE / 20-2 hub 24x6
	24	37.35	38.20	30	6	LS 36 T5 / 24-2 hub 26x6
	25	38.95	39.79	30	6	LS 36 T5 / 25-2 hub 26x6
	27	42.15	42.97	30	8	LS 36 T5 / 27-2 hub 30x6
	30	46.90	47.75	30	8	LS 36 T5 / 30-2 hub 34x6
	32	50.10	50.93	30	8	LS 36 T5 / 32-2 hub 38x6
	36	56.45	57.30	30	8	LS 36 T5 / 36-2 hub 38x6
	40	62.65	63.66	30	8	LS 36 T5 / 40-2 hub 40x6
	48	75.55	76.39	30	8	LS 36 T5 / 48-0 hub 50x6
	60	94.65	95.49	30	8	LS 36 T5 / 60-0 hub 65x6

HIGH PRECISION PULLEYS

Stock Pulleys

T10



Note: Available in most instances for same day shipment.

Tooth Type	Number of Teeth	Outside Diameter	Pitch Circle Diameter	Face Width	Pilot Bore	Part Number
T10	z	d _k (mm)	d _o (mm)	B (mm)	d _v (mm)	
BELT WIDTH = 16 mm	12	36.35	38.20	21	6	LS 31 T10-SE / 12-2 hub 28x10
	14	42.70	44.56	21	8	LS 31 T10-SE / 14-2 hub 32x10
	15	45.90	47.75	21	8	LS 31 T10-SE / 15-2 hub 32x10
	16	49.10	50.93	21	8	LS 31 T10-SE / 16-2 hub 35x10
	18	55.45	57.30	21	10	LS 31 T10-SE / 18-2 hub 40x10
	19	58.65	60.48	21	10	LS 31 T10-SE / 19-2 hub 44x10
	20	61.80	63.66	21	12	LS 31 T10-SE / 20-2 hub 46x10
	24	74.55	76.39	21	12	LS 31 T10 / 24-2 hub 58x10
	25	77.75	79.58	21	12	LS 31 T10 / 25-2 hub 60x10
	27	84.10	85.94	21	12	LS 31 T10 / 27-2 hub 60x10
	30	93.65	95.49	21	12	LS 31 T10 / 30-2 hub 60x10
	32	100.00	101.86	21	12	LS 31 T10 / 32-2 hub 65x10
	36	112.75	114.59	21	16	LS 31 T10 / 36-2 hub 70x10
40	125.45	127.32	21	16	LS 31 T10 / 40-2 hub 80x10	
48	150.95	152.79	21	16	LS 31 T10 / 48-0 hub 95x10	
60	189.15	190.99	21	16	LS 31 T10 / 60-0 hub 110x10	
BELT WIDTH = 25 mm	12	36.35	38.20	30	6	LS 40 T10-SE / 12-2 hub 28x10
	14	42.70	44.56	30	8	LS 40 T10-SE / 14-2 hub 32x10
	15	45.90	47.75	30	8	LS 40 T10-SE / 15-2 hub 32x10
	16	49.10	50.93	30	8	LS 40 T10-SE / 16-2 hub 35x10
	18	55.45	57.30	30	10	LS 40 T10-SE / 18-2 hub 40x10
	19	58.65	60.48	30	10	LS 40 T10-SE / 19-2 hub 44x10
	20	61.80	63.66	30	12	LS 40 T10-SE / 20-2 hub 46x10
	24	74.55	76.39	30	12	LS 40 T10 / 24-2 hub 58x10
	25	77.75	79.58	30	12	LS 40 T10 / 25-2 hub 60x10
	27	84.10	85.94	30	12	LS 40 T10 / 27-2 hub 60x10
	30	93.65	95.49	30	12	LS 40 T10 / 30-2 hub 60x10
	32	100.00	101.86	30	12	LS 40 T10 / 32-2 hub 65x10
	36	112.75	114.59	30	16	LS 40 T10 / 36-2 hub 70x10
40	125.45	127.32	30	16	LS 40 T10 / 40-2 hub 80x10	
48	150.95	152.79	30	16	LS 40 T10 / 48-0 hub 95x10	
60	189.15	190.99	30	16	LS 40 T10 / 60-0 hub 110x10	
BELT WIDTH = 32 mm	18	55.45	57.30	40	10	LS 50 T10-SE / 18-2 hub 40x10
	19	58.65	60.48	40	10	LS 50 T10-SE / 19-2 hub 44x10
	20	61.80	63.66	40	12	LS 50 T10-SE / 20-2 hub 46x10
	24	74.55	76.39	40	12	LS 50 T10 / 24-2 hub 58x10
	25	77.75	79.58	40	12	LS 50 T10 / 25-2 hub 60x10
	27	84.10	85.94	40	12	LS 50 T10 / 27-2 hub 60x10
	30	93.65	95.49	40	12	LS 50 T10 / 30-2 hub 60x10
	32	100.00	101.86	40	12	LS 50 T10 / 32-2 hub 65x10
	36	112.75	114.59	40	16	LS 50 T10 / 36-2 hub 70x10
	40	125.45	127.32	40	16	LS 50 T10 / 40-2 hub 80x10
BELT WIDTH = 50 mm	18	55.45	57.30	56	10	LS 66 T10-SE / 18-2 hub 40x10
	19	58.65	60.48	56	10	LS 66 T10-SE / 19-2 hub 44x10
	20	61.80	63.66	56	12	LS 66 T10-SE / 20-2 hub 46x10
	24	74.55	76.39	56	12	LS 66 T10 / 24-2 hub 58x10
	25	77.75	79.58	56	12	LS 66 T10 / 25-2 hub 60x10
	27	84.10	85.94	56	12	LS 66 T10 / 27-2 hub 60x10
	30	93.65	95.49	56	12	LS 66 T10 / 30-2 hub 60x10
	32	100.00	101.86	56	12	LS 66 T10 / 32-2 hub 65x10
	36	112.75	114.59	56	16	LS 66 T10 / 36-2 hub 70x10
	40	125.45	127.32	56	16	LS 66 T10 / 40-2 hub 80x10
	48	150.95	152.79	56	16	LS 66 T10 / 48-0 hub 95x10
	60	189.15	190.99	56	16	LS 66 T10 / 60-0 hub 110x10

HIGH PRECISION PULLEYS

Stock Pulleys

AT3




Tooth Type	Number of Teeth	Outside Diameter	Pitch Circle Diameter	Root Diameter	Face Width	Pilot Bore	Part Number
AT3	z	d _k (mm)	d ₀ (mm)	d _r (mm)	B (mm)	d _v (mm)	
BELT WIDTH = 6 mm	15	13.91	14.32	11.91	10	6	LS 16 AT3 / 15-2 hub 10x6
	16	14.87	15.28	12.87	10	6	LS 16 AT3 / 16-2 hub 10x6
	18	16.78	17.19	14.78	10	6	LS 16 AT3 / 18-2 hub 12x6
	20	18.69	19.10	16.69	10	6	LS 16 AT3 / 20-2 hub 14x6
	22	20.60	21.01	18.60	10	6	LS 16 AT3 / 22-2 hub 14x6
	24	22.51	22.92	20.51	10	6	LS 16 AT3 / 24-2 hub 14x6
	25	23.46	23.87	21.46	10	6	LS 16 AT3 / 25-2 hub 16x6
	27	25.37	25.78	23.37	10	6	LS 16 AT3 / 27-2 hub 16x6
	30	28.24	28.65	26.24	10	6	LS 16 AT3 / 30-2 hub 20x6
	32	30.15	30.56	28.15	10	6	LS 16 AT3 / 32-2 hub 20x6
	36	33.97	34.38	31.97	10	6	LS 16 AT3 / 36-2 hub 22x6
	40	37.79	38.20	35.79	10	6	LS 16 AT3 / 40-2 hub 26x6
	44	41.61	42.02	39.61	10	6	LS 16 AT3 / 44-0 hub 30x6
	45	42.56	42.97	40.56	10	6	LS 16 AT3 / 45-0 hub 30x6
	48	45.43	45.84	43.43	10	6	LS 16 AT3 / 48-0 hub 34x6
60	56.89	57.30	54.89	10	6	LS 16 AT3 / 60-0 hub 38x6	
72	68.34	68.75	66.34	10	6	LS 16 AT3 / 72-0 hub 50x6	
BELT WIDTH = 10 mm	15	13.91	14.32	11.91	15	6	LS 21 AT3 / 15-2 hub 10x6
	16	14.87	15.28	12.87	15	6	LS 21 AT3 / 16-2 hub 10x6
	18	16.78	17.19	14.78	15	6	LS 21 AT3 / 18-2 hub 12x6
	20	18.69	19.10	16.69	15	6	LS 21 AT3 / 20-2 hub 14x6
	22	20.60	21.01	18.60	15	6	LS 21 AT3 / 22-2 hub 14x6
	24	22.51	22.92	20.51	15	6	LS 21 AT3 / 24-2 hub 14x6
	25	23.46	23.87	21.46	15	6	LS 21 AT3 / 25-2 hub 16x6
	27	25.37	25.78	23.37	15	6	LS 21 AT3 / 27-2 hub 16x6
	30	28.24	28.65	26.24	15	6	LS 21 AT3 / 30-2 hub 20x6
	32	30.15	30.56	28.15	15	6	LS 21 AT3 / 32-2 hub 20x6
	36	33.97	34.38	31.97	15	6	LS 21 AT3 / 36-2 hub 22x6
	40	37.79	38.20	35.79	15	6	LS 21 AT3 / 40-2 hub 26x6
	44	41.61	42.02	39.61	15	6	LS 21 AT3 / 44-0 hub 30x6
	45	42.56	42.97	40.56	15	6	LS 21 AT3 / 45-0 hub 30x6
	48	45.43	45.84	43.43	15	6	LS 21 AT3 / 48-0 hub 34x6
60	56.89	57.30	54.89	15	6	LS 21 AT3 / 60-0 hub 38x6	
72	68.34	68.75	66.34	15	6	LS 21 AT3 / 72-0 hub 50x6	

HIGH PRECISION PULLEYS

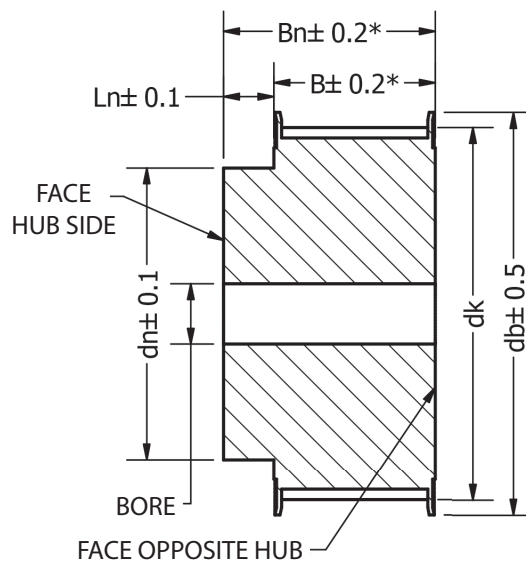
Stock Pulleys

AT3 (Cont.)



Tooth Type	Number of Teeth	Outside Diameter	Pitch Circle Diameter	Root Diameter	Face Width	Pilot Bore	Part Number
AT3	z	d_k (mm)	d_o (mm)	d_r (mm)	B (mm)	d_v (mm)	
BELT WIDTH = 16 mm	15	13.91	14.32	11.91	22	6	LS 28 AT3 / 15-2 hub 10x6
	16	14.87	15.28	12.87	22	6	LS 28 AT3 / 16-2 hub 10x6
	18	16.78	17.19	14.78	22	6	LS 28 AT3 / 18-2 hub 12x6
	20	18.69	19.10	16.69	22	6	LS 28 AT3 / 20-2 hub 14x6
	22	20.60	21.01	18.60	22	6	LS 28 AT3 / 22-2 hub 14x6
	24	22.51	22.92	20.51	22	6	LS 28 AT3 / 24-2 hub 14x6
	25	23.46	23.87	21.46	22	6	LS 28 AT3 / 25-2 hub 16x6
	27	25.37	25.78	23.37	22	6	LS 28 AT3 / 27-2 hub 16x6
	30	28.24	28.65	26.24	22	6	LS 28 AT3 / 30-2 hub 20x6
	32	30.15	30.56	28.15	22	6	LS 28 AT3 / 32-2 hub 20x6
	36	33.97	34.38	31.97	22	6	LS 28 AT3 / 36-2 hub 22x6
	40	37.79	38.20	35.79	22	6	LS 28 AT3 / 40-2 hub 26x6
	44	41.61	42.02	39.61	22	6	LS 28 AT3 / 44-0 hub 30x6
	45	42.56	42.97	40.56	22	6	LS 28 AT3 / 45-0 hub 30x6
	48	45.43	45.84	43.43	22	6	LS 28 AT3 / 48-0 hub 34x6
60	56.89	57.30	54.89	22	6	LS 28 AT3 / 60-0 hub 38x6	
72	68.34	68.75	66.34	22	6	LS 28 AT3 / 72-0 hub 50x6	

$$B_n = B + L_n$$



KEY:

B_n = PULLEY WIDTH*

B = FACE WIDTH*

L_n = HUB DEPTH

d_b = FLANGE OD

d_k = TOOTH OD

d_v = PILOT BORE DIAMETER

d = FINISHED OR CLEARANCE BORE DIA.

d_n = HUB DIAMETER

HIGH PRECISION PULLEYS

Stock Pulleys

AT5



Note: Available in most instances for same day shipment.

Tooth Type	Number of Teeth	Outside Diameter	Pitch Circle Diameter	Root Diameter	Face Width	Pilot Bore	Part Number
AT5	z	d _k (mm)	d ₀ (mm)	d _r (mm)	B (mm)	d _v (mm)	
BELT WIDTH = 16 mm	12	17.88	19.10	15.68	22	4	LS 28 AT5 / 12-2 hub 12x6
	14	21.06	22.28	18.86	22	6	LS 28 AT5 / 14-2 hub 14x6
	15	22.65	23.87	20.45	22	6	LS 28 AT5 / 15-2 hub 16x6
	16	24.24	25.46	22.04	22	6	LS 28 AT5 / 16-2 hub 18x6
	18	27.43	28.65	25.23	22	6	LS 28 AT5 / 18-2 hub 20x6
	19	29.02	30.24	26.82	22	6	LS 28 AT5 / 19-2 hub 22x6
	20	30.61	31.83	28.41	22	6	LS 28 AT5 / 20-2 hub 24x6
	22	33.79	35.01	31.59	22	6	LS 28 AT5 / 22-2 hub 24x6
	24	36.98	38.20	34.78	22	8	LS 28 AT5 / 24-2 hub 26x6
	25	38.57	39.79	36.37	22	8	LS 28 AT5 / 25-2 hub 26x6
	27	41.75	42.97	39.55	22	8	LS 28 AT5 / 27-2 hub 30x6
	30	46.53	47.75	44.33	22	8	LS 28 AT5 / 30-2 hub 34x6
	32	49.71	50.93	47.51	22	8	LS 28 AT5 / 32-2 hub 38x6
	36	56.08	57.30	53.88	22	8	LS 28 AT5 / 36-2 hub 38x6
	40	62.44	63.66	60.24	22	8	LS 28 AT5 / 40-2 hub 40x6
44	68.81	70.03	66.61	22	8	LS 28 AT5 / 44-2 hub 50x6	
48	75.17	76.39	72.97	22	8	LS 28 AT5 / 48-0 hub 50x6	
60	94.27	95.49	92.01	22	8	LS 28 AT5 / 60-0 hub 65x6	
72	113.37	114.59	111.17	22	8	LS 28 AT5 / 72-0 hub 80x6	
BELT WIDTH = 25 mm	12	17.88	19.10	15.68	32	4	LS 38 AT5 / 12-2 hub 12x6
	14	21.06	22.28	18.86	32	6	LS 38 AT5 / 14-2 hub 14x6
	15	22.65	23.87	20.45	32	6	LS 38 AT5 / 15-2 hub 16x6
	16	24.24	25.46	22.04	32	6	LS 38 AT5 / 16-2 hub 18x6
	18	27.43	28.65	25.23	32	6	LS 38 AT5 / 18-2 hub 20x6
	19	29.02	30.24	26.82	32	6	LS 38 AT5 / 19-2 hub 22x6
	20	30.61	31.83	28.41	32	6	LS 38 AT5 / 20-2 hub 24x6
	22	33.79	35.01	31.59	32	6	LS 38 AT5 / 22-2 hub 24x6
	24	36.98	38.20	34.78	32	8	LS 38 AT5 / 24-2 hub 26x6
	25	38.57	39.79	36.37	32	8	LS 38 AT5 / 25-2 hub 26x6
	27	41.75	42.97	39.55	32	8	LS 38 AT5 / 27-2 hub 30x6
	30	46.53	47.75	44.33	32	8	LS 38 AT5 / 30-2 hub 34x6
	32	49.71	50.93	47.51	32	8	LS 38 AT5 / 32-2 hub 38x6
	36	56.08	57.30	53.88	32	8	LS 38 AT5 / 36-2 hub 38x6
	40	62.44	63.66	60.24	32	8	LS 38 AT5 / 40-2 hub 40x6
44	68.81	70.03	66.61	32	8	LS 38 AT5 / 44-2 hub 50x6	
48	75.17	76.39	72.97	32	8	LS 38 AT5 / 48-0 hub 50x6	
60	94.27	95.49	92.01	32	8	LS 38 AT5 / 60-0 hub 65x6	
72	113.37	114.59	111.17	32	8	LS 38 AT5 / 72-0 hub 80x6	
BELT WIDTH = 32 mm	12	17.88	19.10	15.68	40	4	LS 46 AT5 / 12-2 hub 12x6
	14	21.06	22.28	18.86	40	6	LS 46 AT5 / 14-2 hub 14x6
	15	22.65	23.87	20.45	40	6	LS 46 AT5 / 15-2 hub 16x6
	16	24.24	25.46	22.04	40	6	LS 46 AT5 / 16-2 hub 18x6
	18	27.43	28.65	25.23	40	6	LS 46 AT5 / 18-2 hub 20x6
	19	29.02	30.24	26.82	40	6	LS 46 AT5 / 19-2 hub 20x6
	20	30.61	31.83	28.41	40	6	LS 46 AT5 / 20-2 hub 24x6
	22	33.79	35.01	31.59	40	6	LS 46 AT5 / 22-2 hub 24x6
	24	36.98	38.20	34.78	40	8	LS 46 AT5 / 24-2 hub 26x6
	25	38.57	39.79	36.37	40	8	LS 46 AT5 / 25-2 hub 26x6
	27	41.75	42.97	39.55	40	8	LS 46 AT5 / 27-2 hub 30x6
	30	46.53	47.75	44.33	40	8	LS 46 AT5 / 30-2 hub 34x6
	32	49.71	50.93	47.51	40	8	LS 46 AT5 / 32-2 hub 38x6
	36	56.08	57.30	53.88	40	8	LS 46 AT5 / 36-2 hub 38x6
	40	62.44	63.66	60.24	40	8	LS 46 AT5 / 40-2 hub 40x6
44	68.81	70.03	66.61	40	8	LS 46 AT5 / 44-2 hub 50x6	
48	75.17	76.39	72.97	40	8	LS 46 AT5 / 48-0 hub 50x6	
60	94.27	95.49	92.01	40	8	LS 46 AT5 / 60-0 hub 65x6	
72	113.37	114.59	111.17	40	8	LS 46 AT5 / 72-0 hub 80x6	

HIGH PRECISION PULLEYS

Stock Pulleys

AT10



Note: Available in most instances for same day shipment.

Tooth Type	Number of Teeth	Outside Diameter	Pitch Circle Diameter	Root Diameter	Face Width	Pilot Bore	Part Number
AT10	z	d _k (mm)	d _o (mm)	d _r (mm)	B (mm)	d _v (mm)	
BELT WIDTH = 25 mm	12	36.38	38.20	31.68	32	8	LS 42 AT10 / 12-2 hub 28x10
	14	42.74	44.56	38.04	32	8	LS 42 AT10 / 14-2 hub 32x10
	15	45.93	57.75	41.23	32	8	LS 42 AT10 / 15-2 hub 32x10
	16	49.11	50.93	44.41	32	8	LS 42 AT10 / 16-2 hub 35x10
	18	55.48	57.30	50.78	32	8	LS 42 AT10 / 18-2 hub 40x10
	19	58.66	60.48	53.96	32	8	LS 42 AT10 / 19-2 hub 44x10
	20	61.84	63.66	57.14	32	12	LS 42 AT10 / 20-2 hub 46x10
	22	68.21	70.03	63.51	32	12	LS 42 AT10 / 22-2 hub 50x10
	24	74.57	76.39	69.87	32	12	LS 42 AT10 / 24-2 hub 58x10
	25	77.76	79.58	73.06	32	12	LS 42 AT10 / 25-2 hub 60x10
	27	84.12	85.94	79.42	32	12	LS 42 AT10 / 27-2 hub 60x10
	30	93.67	95.49	88.97	32	12	LS 42 AT10 / 30-2 hub 60x10
	32	100.04	101.86	95.34	32	12	LS 42 AT10 / 32-2 hub 65x10
	36	112.77	114.59	108.07	32	16	LS 42 AT10 / 36-2 hub 70x10
	40	125.50	127.32	120.80	32	16	LS 42 AT10 / 40-2 hub 80x10
44	138.24	140.06	133.54	32	16	LS 42 AT10 / 44-2 hub 90x10	
48	150.97	152.79	147.27	32	16	LS 42 AT10 / 48-0 hub 95x10	
60	189.17	190.99	184.47	32	16	LS 42 AT10 / 60-0 hub 110x10	
BELT WIDTH = 32 mm	18	55.48	57.30	50.78	40	8	LS 50 AT10 / 18-2 hub 40x10
	19	58.66	60.48	53.96	40	8	LS 50 AT10 / 19-2 hub 44x10
	20	61.84	63.66	57.14	40	12	LS 50 AT10 / 20-2 hub 46x10
	22	68.21	70.03	63.51	40	12	LS 50 AT10 / 22-2 hub 50x10
	24	74.57	76.39	69.87	40	12	LS 50 AT10 / 24-2 hub 58x10
	25	77.76	79.58	73.06	40	12	LS 50 AT10 / 25-2 hub 60x10
	27	84.12	85.94	79.42	40	12	LS 50 AT10 / 27-2 hub 60x10
	30	93.67	95.49	88.97	40	12	LS 50 AT10 / 30-2 hub 60x10
	32	100.04	101.86	95.34	40	12	LS 50 AT10 / 32-2 hub 65x10
	36	112.77	114.59	108.07	40	16	LS 50 AT10 / 36-2 hub 70x10
	40	125.50	127.32	120.80	40	16	LS 50 AT10 / 40-2 hub 80x10
	44	138.24	140.06	133.54	40	16	LS 50 AT10 / 44-2 hub 90x10
	48	150.97	152.79	147.27	40	16	LS 50 AT10 / 48-0 hub 95x10
	60	189.17	190.99	184.47	40	16	LS 50 AT10 / 60-0 hub 110x10
	BELT WIDTH = 50 mm	18	55.48	57.30	50.78	60	8
19		58.66	60.48	53.96	60	8	LS 70 AT10 / 19-2 hub 44x10
20		61.84	63.66	57.14	60	12	LS 70 AT10 / 20-2 hub 46x10
22		68.21	70.03	63.51	60	12	LS 70 AT10 / 22-2 hub 50x10
24		74.57	76.39	69.87	60	12	LS 70 AT10 / 24-2 hub 58x10
25		77.76	79.58	73.06	60	12	LS 70 AT10 / 25-2 hub 60x10
27		84.12	85.94	79.42	60	12	LS 70 AT10 / 27-2 hub 60x10
30		93.67	95.49	88.97	60	12	LS 70 AT10 / 30-2 hub 60x10
32		100.04	101.86	95.34	60	12	LS 70 AT10 / 32-2 hub 65x10
36		112.77	114.59	108.07	60	16	LS 70 AT10 / 36-2 hub 70x10
40		125.50	127.32	120.80	60	16	LS 70 AT10 / 40-2 hub 80x10
44		138.24	140.06	133.54	60	16	LS 70 AT10 / 44-2 hub 90x10
48		150.97	152.79	147.27	60	16	LS 70 AT10 / 48-0 hub 95x10
60		189.17	190.99	184.47	60	16	LS 70 AT10 / 60-0 hub 110x10

HIGH PRECISION PULLEYS

Stock Pulleys

XL (T1/5")



Note: Available in most instances for same day shipment.

Tooth Type	Number of Teeth	Outside Diameter	Pitch Circle Diameter	Face Width	Pilot Bore	Part Number
XL	z	d _k (mm)	d _o (mm)	B (mm)	d _v (mm)	
BELT WIDTH = 12.7 mm	10	15.66	16.17	19	4	LS 25 T1/5" / 10-2 hub 10x6
	11	17.28	17.79	19	4	LS 25 T1/5" / 11-2 hub 10x6
	12	18.90	19.40	19	4	LS 25 T1/5" / 12-2 hub 13x6
	14	22.13	22.64	19	6	LS 25 T1/5" / 14-2 hub 14x6
	15	23.75	24.26	19	6	LS 25 T1/5" / 15-2 hub 16x6
	16	25.36	25.87	19	6	LS 25 T1/5" / 16-2 hub 18x6
	18	28.60	29.11	19	6	LS 25 T1/5" / 18-2 hub 21x6
	20	31.83	32.34	19	6	LS 27 T1/5" / 20-2 hub 24x8
	21	33.45	33.96	19	6	LS 27 T1/5" / 21-2 hub 24x8
	22	35.07	35.57	19	6	LS 27 T1/5" / 22-2 hub 25x8
	24	38.30	38.81	19	6	LS 27 T1/5" / 24-2 hub 27x8
	28	44.77	45.28	19	6	LS 27 T1/5" / 28-2 hub 30x8
	30	48.00	48.51	19	6	LS 27 T1/5" / 30-2 hub 35x8
	32	51.24	51.74	19	8	LS 30 T1/5" / 32-2 hub 38x11
	36	57.70	58.21	19	8	LS 30 T1/5" / 36-2 hub 38x11
	40	64.17	64.68	19	8	LS 30 T1/5" / 40-2 hub 38x11
BELT WIDTH = 25.4 mm	10	15.66	16.17	32	4	LS 38 T1/5" / 10-2 hub 10x6
	11	17.28	17.79	32	4	LS 38 T1/5" / 11-2 hub 10x6
	12	18.90	19.40	32	4	LS 38 T1/5" / 12-2 hub 13x6
	14	22.13	22.64	32	6	LS 38 T1/5" / 14-2 hub 14x6
	15	23.75	24.26	32	6	LS 38 T1/5" / 15-2 hub 16x6
	16	25.36	25.87	32	6	LS 38 T1/5" / 16-2 hub 18x6
	18	28.60	29.11	32	6	LS 38 T1/5" / 18-2 hub 21x6
	20	31.83	32.34	32	6	LS 40 T1/5" / 20-2 hub 24x8
	21	33.45	33.96	32	6	LS 40 T1/5" / 21-2 hub 24x8
	22	35.07	35.57	32	6	LS 40 T1/5" / 22-2 hub 25x8
	24	38.30	38.81	32	6	LS 40 T1/5" / 24-2 hub 27x8
	28	44.77	45.28	32	6	LS 40 T1/5" / 28-2 hub 30x8
	30	48.00	48.51	32	6	LS 40 T1/5" / 30-2 hub 35x8
	32	51.24	51.74	32	8	LS 43 T1/5" / 32-2 hub 38x11
	36	57.70	58.21	32	8	LS 43 T1/5" / 36-2 hub 38x11
	40	64.17	64.68	32	8	LS 43 T1/5" / 40-2 hub 38x11

Ordering Example: Stock Pulleys

[MATERIAL] [WIDTH OVER HUB] [PITCH] / [# OF TEETH] [# OF FLANGES] [HUB DIAMETER] [HUB WIDTH]

LS 27 T1/5" / 24 - 2 hub 27 x 8

HIGH PRECISION PULLEYS

Stock Pulleys

L (T3/8")



Note: Available in most instances for same day shipment.

Tooth Type	Number of Teeth	Outside Diameter	Pitch Circle Diameter	Face Width	Pilot Bore	Part Number
L	z	d _k (mm)	d _o (mm)	B (mm)	d _v (mm)	
BELT WIDTH = 25.4 mm	10	29.57	30.32	32	8	LS 40 T3/8" / 10-2 hub 22x8
	11	32.60	33.35	32	8	LS 40 T3/8" / 11-2 hub 24x8
	12	35.63	36.38	32	8	LS 40 T3/8" / 12-2 hub 28x8
	13	38.66	39.41	32	8	LS 40 T3/8" / 13-2 hub 30x8
	14	41.70	42.45	32	8	LS 40 T3/8" / 14-2 hub 33x8
	15	44.72	45.48	32	8	LS 40 T3/8" / 15-2 hub 36x8
	16	47.75	48.51	32	8	LS 40 T3/8" / 16-2 hub 38x8
	17	50.78	51.54	32	10	LS 40 T3/8" / 17-2 hub 40x8
	18	53.81	54.57	32	10	LS 40 T3/8" / 18-2 hub 40x8
	19	56.84	57.61	32	10	LS 40 T3/8" / 19-2 hub 40x8
	20	59.88	60.64	32	10	LS 42 T3/8" / 20-2 hub 46x10
	21	62.91	63.67	32	10	LS 42 T3/8" / 21-2 hub 46x10
	22	65.94	66.70	32	10	LS 42 T3/8" / 22-2 hub 50x10
	24	72.00	72.77	32	12	LS 42 T3/8" / 24-2 hub 50x10
BELT WIDTH = 50.8 mm	10	29.57	30.33	59	8	LS 69 T3/8" / 10-2 hub 22x10
	11	32.60	33.35	59	8	LS 69 T3/8" / 11-2 hub 24x10
	12	35.63	36.38	59	8	LS 69 T3/8" / 12-2 hub 28x10
	13	38.66	39.41	59	8	LS 69 T3/8" / 13-2 hub 30x10
	14	41.70	42.45	59	8	LS 69 T3/8" / 14-2 hub 33x10
	15	44.72	45.48	59	8	LS 69 T3/8" / 15-2 hub 36x10
	16	47.75	48.51	59	8	LS 69 T3/8" / 16-2 hub 38x10
	17	50.78	51.54	59	10	LS 69 T3/8" / 17-2 hub 40x10
	18	53.81	54.57	59	10	LS 69 T3/8" / 18-2 hub 40x10
	19	56.84	57.61	59	10	LS 69 T3/8" / 19-2 hub 40x10
	20	59.88	60.64	59	10	LS 69 T3/8" / 20-2 hub 46x10
	21	62.91	63.67	59	10	LS 69 T3/8" / 21-2 hub 46x10
	22	65.94	66.70	59	10	LS 69 T3/8" / 22-2 hub 50x10
	24	72.00	72.77	59	12	LS 69 T3/8" / 24-2 hub 50x10

Ordering Example: Stock Pulleys

[MATERIAL] [WIDTH OVER HUB] [PITCH] / [# OF TEETH] [# OF FLANGES] [HUB DIAMETER] [HUB WIDTH]
LS 69 T3/8" / 20 - 2 hub 46 x 10

HIGH PRECISION PULLEYS

Stock Pulleys

H (T1/2")



Note: Available in most instances for same day shipment.

Tooth Type	Number of Teeth	Outside Diameter	Pitch Circle Diameter	Face Width	Pilot Bore	Part Number
H	z	d _k (mm)	d _o (mm)	B (mm)	d _v (mm)	
BELT WIDTH = 25.4 mm	14	55.23	56.60	32	12	LS 42 T1/2" / 14-2 hub 40x10
	16	63.31	64.68	32	15	LS 42 T1/2" / 16-2 hub 46x10
	18	71.39	72.77	32	15	LS 42 T1/2" / 18-2 hub 54x10
	20	79.48	80.85	32	15	LS 42 T1/2" / 20-2 hub 62x10
	22	87.56	88.94	32	15	LS 42 T1/2" / 22-2 hub 70x10
	24	95.65	97.02	32	15	LS 42 T1/2" / 24-2 hub 75x10
	26	103.73	105.11	32	15	LS 42 T1/2" / 26-2 hub 75x10
	28	111.82	113.19	32	15	LS 42 T1/2" / 28-2 hub 75x10
	30	119.90	121.28	32	15	LS 42 T1/2" / 30-2 hub 80x10
	32	127.99	129.36	32	20	LS 42 T1/2" / 32-2 hub 85x10
	36	144.16	145.53	32	20	LS 42 T1/2" / 36-2 hub 90x10
40	160.33	161.70	32	20	LS 42 T1/2" / 40-2 hub 95x10	
BELT WIDTH = 38.1 mm	14	55.23	56.60	44	12	LS 54 T1/2" / 14-2 hub 40x10
	16	63.31	64.68	44	15	LS 54 T1/2" / 16-2 hub 46x10
	18	71.39	72.77	44	15	LS 54 T1/2" / 18-2 hub 54x10
	20	79.48	80.85	44	15	LS 54 T1/2" / 20-2 hub 62x10
	22	87.56	88.94	44	15	LS 54 T1/2" / 22-2 hub 70x10
	24	95.65	97.02	44	15	LS 54 T1/2" / 24-2 hub 75x10
	26	103.73	105.11	44	15	LS 54 T1/2" / 26-2 hub 75x10
	28	111.82	113.19	44	15	LS 54 T1/2" / 28-2 hub 75x10
	30	119.90	121.28	44	15	LS 54 T1/2" / 30-2 hub 80x10
	32	127.99	129.36	44	20	LS 54 T1/2" / 32-2 hub 85x10
	36	144.16	145.53	44	20	LS 54 T1/2" / 36-2 hub 90x10
40	160.33	161.70	44	20	LS 54 T1/2" / 40-2 hub 95x10	
BELT WIDTH = 50.8 mm	14	55.23	56.60	59	12	LS 69 T1/2" / 14-2 hub 40x10
	16	63.31	64.68	59	15	LS 69 T1/2" / 16-2 hub 46x10
	18	71.39	72.77	59	15	LS 69 T1/2" / 18-2 hub 54x10
	20	79.48	80.85	59	15	LS 69 T1/2" / 20-2 hub 62x10
	22	87.56	88.94	59	15	LS 69 T1/2" / 22-2 hub 70x10
	24	95.65	97.02	59	15	LS 69 T1/2" / 24-2 hub 75x10
	26	103.73	105.11	59	15	LS 69 T1/2" / 26-2 hub 75x10
	28	111.82	113.19	59	15	LS 69 T1/2" / 28-2 hub 75x10
	30	119.90	121.28	59	15	LS 69 T1/2" / 30-2 hub 80x10
	32	127.99	129.36	59	20	LS 69 T1/2" / 32-2 hub 85x10
	36	144.16	145.53	59	20	LS 69 T1/2" / 36-2 hub 90x10
40	160.33	161.70	59	20	LS 69 T1/2" / 40-2 hub 95x10	
BELT WIDTH = 76.2 mm	14	55.23	56.60	84	12	LS 96 T1/2" / 14-2 hub 40x12
	16	63.31	64.68	84	15	LS 96 T1/2" / 16-2 hub 46x12
	18	71.39	72.77	84	15	LS 96 T1/2" / 18-2 hub 54x12
	20	79.48	80.85	84	15	LS 96 T1/2" / 20-2 hub 62x12
	22	87.56	88.94	84	15	LS 96 T1/2" / 22-2 hub 70x12
	24	95.65	97.02	84	15	LS 96 T1/2" / 24-2 hub 75x12
	26	103.73	105.11	84	15	LS 96 T1/2" / 26-2 hub 75x12
	28	111.82	113.19	84	15	LS 96 T1/2" / 28-2 hub 75x12
	30	119.90	121.28	84	15	LS 96 T1/2" / 30-2 hub 80x12
	32	127.99	129.36	84	20	LS 96 T1/2" / 32-2 hub 85x12
	36	144.16	145.53	84	20	LS 96 T1/2" / 36-2 hub 90x12
40	160.33	161.70	84	20	LS 96 T1/2" / 40-2 hub 95x12	

HIGH PRECISION PULLEYS

Stock Pulleys

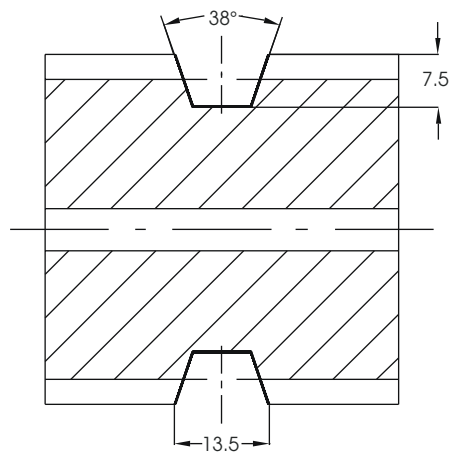
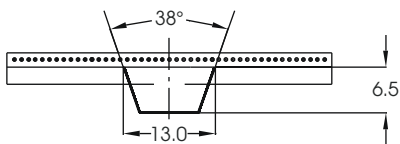
TK10K13



Note: Available in most instances for same day shipment.

Tooth Type	Number of Teeth	Outside Diameter	Pitch Circle Diameter	Face Width	Pilot Bore	Part Number
TK10 K13	z	d _k (mm)	d ₀ (mm)	B (mm)	d _v (mm)	
BELT WIDTH = 50 mm	20	61.80	63.66	55	12	AL 55 TK10K13-SE / 20-0 no hub
	24	74.55	76.39	55	12	AL 55 TK10K13 / 24-0 no hub
	25	77.75	79.58	55	12	AL 55 TK10K13 / 25-0 no hub
	27	84.10	85.94	55	12	AL 55 TK10K13 / 27-0 no hub
	30	93.65	95.49	55	12	AL 55 TK10K13 / 30-0 no hub
	32	100.00	101.86	55	12	AL 55 TK10K13 / 32-0 no hub
	36	112.75	114.59	55	16	AL 55 TK10K13 / 36-0 no hub
	40	125.45	127.32	55	16	AL 55 TK10K13 / 40-0 no hub
	48	150.95	152.79	55	16	AL 55 TK10K13 / 48-0 no hub
	60	189.15	190.99	55	16	AL 55 TK10K13 / 60-0 no hub
BELT WIDTH = 100 mm	20	61.80	63.66	105	12	AL 105 TK10K13-SE / 20-0 no hub
	24	74.55	76.39	105	12	AL 105 TK10K13 / 24-0 no hub
	25	77.75	79.58	105	12	AL 105 TK10K13 / 25-0 no hub
	27	84.10	85.94	105	12	AL 105 TK10K13 / 27-0 no hub
	30	93.65	95.49	105	12	AL 105 TK10K13 / 30-0 no hub
	32	100.00	101.86	105	12	AL 105 TK10K13 / 32-0 no hub
	36	112.75	114.59	105	16	AL 105 TK10K13 / 36-0 no hub
	40	125.45	127.32	105	16	AL 105 TK10K13 / 40-0 no hub
	48	150.95	152.79	105	16	AL 105 TK10K13 / 48-0 no hub
	60	189.15	190.99	105	16	AL 105 TK10K13 / 60-0 no hub

Type K13
(Metric and Imperial)



Ordering Example: Pulleys

[MATERIAL] [WIDTH OVER HUB] [PITCH] / [# OF TEETH] [# OF FLANGES]

AL 55 TK10K13 / 30-0

HIGH PRECISION PULLEYS

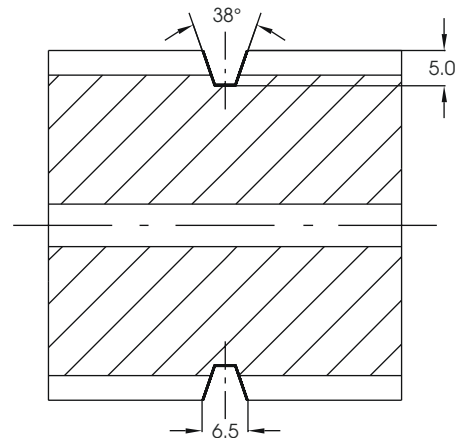
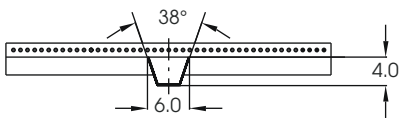
Stock Pulleys

ATK10K6



Tooth Type	Number of Teeth	Outside Diameter	Pitch Circle Diameter	Root Diameter	Face Width	Pilot Bore	Part Number
ATK10K6	z	d _k (mm)	d ₀ (mm)	d _r (mm)	B (mm)	d _v (mm)	
BELT WIDTH = 50 mm	20	61.80	63.66	57.14	55	12	AL 55 ATK10K6 / 20-0 no hub
	24	74.55	76.39	69.87	55	12	AL 55 ATK10K6 / 24-0 no hub
	25	77.75	79.58	73.06	55	12	AL 55 ATK10K6 / 25-0 no hub
	27	84.10	85.94	79.42	55	12	AL 55 ATK10K6 / 27-0 no hub
	30	93.65	95.49	88.97	55	12	AL 55 ATK10K6 / 30-0 no hub
	32	100.00	101.86	95.34	55	12	AL 55 ATK10K6 / 32-0 no hub
	36	112.75	114.59	108.07	55	16	AL 55 ATK10K6 / 36-0 no hub
	40	125.45	127.32	120.80	55	16	AL 55 ATK10K6 / 40-0 no hub
	48	150.95	152.79	147.27	55	16	AL 55 ATK10K6 / 48-0 no hub
	60	189.15	190.99	184.47	55	16	AL 55 ATK10K6 / 60-0 no hub
BELT WIDTH = 100 mm	20	61.80	63.66	57.14	105	12	AL 105 ATK10K6 / 20-0 no hub
	24	74.55	76.39	69.87	105	12	AL 105 ATK10K6 / 24-0 no hub
	25	77.75	79.58	73.06	105	12	AL 105 ATK10K6 / 25-0 no hub
	27	84.10	85.94	79.42	105	12	AL 105 ATK10K6 / 27-0 no hub
	30	93.65	95.49	88.97	105	12	AL 105 ATK10K6 / 30-0 no hub
	32	100.00	101.86	95.34	105	12	AL 105 ATK10K6 / 32-0 no hub
	36	112.75	114.59	108.07	105	16	AL 105 ATK10K6 / 36-0 no hub
	40	125.45	127.32	120.80	105	16	AL 105 ATK10K6 / 40-0 no hub
	48	150.95	152.79	147.27	105	16	AL 105 ATK10K6 / 48-0 no hub
	60	189.15	190.99	184.47	105	16	AL 105 ATK10K6 / 60-0 no hub

Type K6
(Metric and Imperial)



Ordering Example: Pulleys

[MATERIAL] [WIDTH OVER HUB] [PITCH] / [# OF TEETH] [# OF FLANGES]

AL 105 ATK10K6 / 30 - 0

HIGH PRECISION PULLEYS

Stock Pulleys

BATK10



Tooth Type	Number of Teeth	Outside Diameter	Pitch Circle Diameter	Root Diameter	Face Width	Pilot Bore	Part Number
BATK10	z	d _k (mm)	d ₀ (mm)	d _r (mm)	B (mm)	d _p (mm)	
BELT WIDTH = 32 mm	20	61.84	63.66	57.14	37	12	LS 47 BATK10 / 20-0 hubs(2) 46x5
	22	68.21	70.03	63.51	37	12	LS 47 BATK10 / 22-0 hubs(2) 53x5
	24	74.57	76.39	69.87	37	12	LS 47 BATK10 / 24-0 hubs(2) 57x5
	25	77.76	79.58	73.06	37	12	LS 47 BATK10 / 25-0 hubs(2) 59x5
	27	84.12	85.94	79.42	37	12	LS 47 BATK10 / 27-0 hubs(2) 64x5
	30	93.67	95.49	88.97	37	12	LS 47 BATK10 / 30-0 hubs(2) 73x5
	32	100.04	101.86	95.34	37	12	LS 47 BATK10 / 32-0 hubs(2) 80x5
	36	112.77	114.59	108.07	37	16	LS 47 BATK10 / 36-0 hubs(2) 92x5
	40	125.50	127.32	120.80	37	16	LS 47 BATK10 / 40-0 hubs(2) 105x5
	48	150.97	152.79	147.27	37	20	LS 47 BATK10 / 48-0 hubs(2) 130x5
60	189.17	190.99	184.47	37	20	LS 47 BATK10 / 60-0 hubs(2) 169x5	
BELT WIDTH = 50 mm	20	61.84	63.66	57.14	55	12	LS 65 BATK10 / 20-0 hubs(2) 46x5
	22	68.21	70.03	63.51	55	12	LS 65 BATK10 / 22-0 hubs(2) 53x5
	24	74.57	76.39	69.87	55	12	LS 65 BATK10 / 24-0 hubs(2) 57x5
	25	77.76	79.58	73.06	55	12	LS 65 BATK10 / 25-0 hubs(2) 59x5
	27	84.12	85.94	79.42	55	12	LS 65 BATK10 / 27-0 hubs(2) 64x5
	30	93.67	95.49	88.97	55	12	LS 65 BATK10 / 30-0 hubs(2) 73x5
	32	100.04	101.86	95.34	55	12	LS 65 BATK10 / 30-0 hubs(2) 80x5
	36	112.77	114.59	108.07	55	16	LS 65 BATK10 / 36-0 hubs(2) 92x5
	40	125.50	127.32	120.80	55	16	LS 65 BATK10 / 40-0 hubs(2) 105x5
	48	150.97	152.79	147.27	55	20	LS 65 BATK10 / 48-0 hubs(2) 130x5
60	189.17	190.99	184.47	55	20	LS 65 BATK10 / 60-0 hubs(2) 169x5	
BELT WIDTH = 75 mm	20	61.84	63.66	57.14	80	12	LS 90 BATK10 / 20-0 hubs(2) 46x5
	22	68.21	70.03	63.51	80	12	LS 90 BATK10 / 22-0 hubs(2) 53x5
	24	74.57	76.39	69.87	80	12	LS 90 BATK10 / 24-0 hubs(2) 57x5
	25	77.76	79.58	73.06	80	12	LS 90 BATK10 / 25-0 hubs(2) 59x5
	27	84.12	85.94	79.42	80	12	LS 90 BATK10 / 27-0 hubs(2) 64x5
	30	93.67	95.49	88.97	80	12	LS 90 BATK10 / 30-0 hubs(2) 73x5
	32	100.04	101.86	95.34	80	12	LS 90 BATK10 / 32-0 hubs(2) 80x5
	36	112.77	114.59	108.07	80	16	LS 90 BATK10 / 36-0 hubs(2) 92x5
	40	125.50	127.32	120.80	80	16	LS 90 BATK10 / 40-0 hubs(2) 105x5
	48	150.97	152.79	147.27	80	20	LS 90 BATK10 / 48-0 hubs(2) 130x5
60	189.17	190.99	184.47	80	20	LS 90 BATK10 / 60-0 hubs(2) 169x5	
BELT WIDTH = 100 mm	20	61.84	63.66	57.14	105	12	LS 115 BATK10 / 20-0 hubs(2) 46x5
	22	68.21	70.03	63.51	105	12	LS 115 BATK10 / 22-0 hubs(2) 53x5
	24	74.57	76.39	69.87	105	12	LS 115 BATK10 / 24-0 hubs(2) 57x5
	25	77.76	79.58	73.06	105	12	LS 115 BATK10 / 25-0 hubs(2) 59x5
	27	84.12	85.94	79.42	105	12	LS 115 BATK10 / 27-0 hubs(2) 64x5
	30	93.67	95.49	88.97	105	12	LS 115 BATK10 / 30-0 hubs(2) 73x5
	32	100.04	101.86	95.34	105	12	LS 115 BATK10 / 32-0 hubs(2) 80x5
	36	112.77	114.59	108.07	105	16	LS 115 BATK10 / 36-0 hubs(2) 92x5
	40	125.50	127.32	120.80	105	16	LS 115 BATK10 / 40-0 hubs(2) 105x5
	48	150.97	152.79	147.27	105	20	LS 115 BATK10 / 48-0 hubs(2) 130x5
60	189.17	190.99	184.47	105	20	LS 115 BATK10 / 60-0 hubs(2) 169x5	

HIGH PRECISION PULLEYS

Stock Pulleys

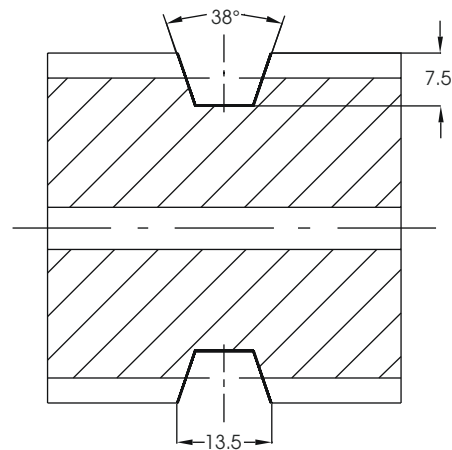
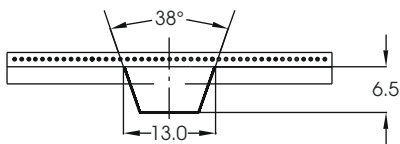
HK13



Note: Available in most instances for same day shipment.

Tooth Type	Number of Teeth	Outside Diameter	Pitch Circle Diameter	Face Width	Pilot Bore	Part Number
HK 13	z	d _k (mm)	d _o (mm)	B (mm)	d _v (mm)	
BELT WIDTH = 50.8 mm	20	79.48	80.85	55	12	AL 55 HK13 / 20-0 no hub
	24	95.65	97.02	55	12	AL 55 HK13 / 24-0 no hub
	25	99.69	101.06	55	15	AL 55 HK13 / 25-0 no hub
	27	107.78	109.15	55	15	AL 55 HK13 / 27-0 no hub
	30	119.90	121.28	55	15	AL 55 HK13 / 30-0 no hub
	32	127.99	129.36	55	20	AL 55 HK13 / 32-0 no hub
	36	144.16	145.53	55	20	AL 55 HK13 / 36-0 no hub
	40	160.33	161.70	55	20	AL 55 HK13 / 40-0 no hub
	48	192.67	194.04	55	20	AL 55 HK13 / 48-0 no hub
60	241.18	242.55	55	20	AL 55 HK13 / 60-0 no hub	
BELT WIDTH = 101.6 mm	20	79.48	80.85	105	12	AL 105 HK13 / 20-0 no hub
	24	95.65	97.02	105	12	AL 105 HK13 / 24-0 no hub
	25	99.69	101.06	105	15	AL 105 HK13 / 25-0 no hub
	27	107.78	109.15	105	15	AL 105 HK13 / 27-0 no hub
	30	119.90	121.28	105	15	AL 105 HK13 / 30-0 no hub
	32	127.99	129.36	105	20	AL 105 HK13 / 32-0 no hub
	36	144.16	145.53	105	20	AL 105 HK13 / 36-0 no hub
	40	160.33	161.70	105	20	AL 105 HK13 / 40-0 no hub
	48	192.67	194.04	105	20	AL 105 HK13 / 48-0 no hub
60	241.18	242.55	105	20	AL 105 HK13 / 60-0 no hub	

Type K13
(Metric and Imperial)



Ordering Example: Pulleys

[MATERIAL] [WIDTH OVER HUB] [PITCH] / [# OF TEETH] [# OF FLANGES] [HUB DIAMETER] [HUB WIDTH]

AL 55 HK13 / 25-0 no hub

HIGH PRECISION PULLEYS

Pulley Materials and Finishes

Type	Material	Properties
(AL)	Aluminum	<ul style="list-style-type: none"> • Suitable for moderate power transmission • Lightweight / reduced rotational inertia • Moderate chemical and corrosion resistance • Standard material for stock pulleys
(VA)	Stainless Steel	<ul style="list-style-type: none"> • Suitable for high power transmission • Durable / Abrasion resistance • Meets FDA regulations • Excellent chemical and corrosion resistance
(ST)	Steel	<ul style="list-style-type: none"> • Suitable for high power transmission • Durable / abrasion resistant • Limited chemical and corrosion resistance
(POM)	Delrin®	<ul style="list-style-type: none"> • Limited power transmission • Excellent chemical and corrosion resistance • Non-metallic • Stainless steel flanges recommended

Note: Other materials available upon request.

Aluminum Surface Finishes	Properties
Anodizing	<ul style="list-style-type: none"> • Increased chemical and corrosion resistance • Available in clear, black or colored • Limited increase of surface hardness • Aesthetic treatment
Hard Anodizing	<ul style="list-style-type: none"> • Excellent chemical and corrosion resistance • Increased surface hardness • For abrasive environments

Steel Surface Finishes	Properties
Black Oxide	<ul style="list-style-type: none"> • Increased chemical and corrosion resistance • Aesthetic treatment
Zinc Plated	<ul style="list-style-type: none"> • Increased corrosion resistance
Chromate	<ul style="list-style-type: none"> • Increased chemical and corrosion resistance
Nickel Plated	<ul style="list-style-type: none"> • Increased chemical and corrosion resistance

Note: Other finishes available upon request.

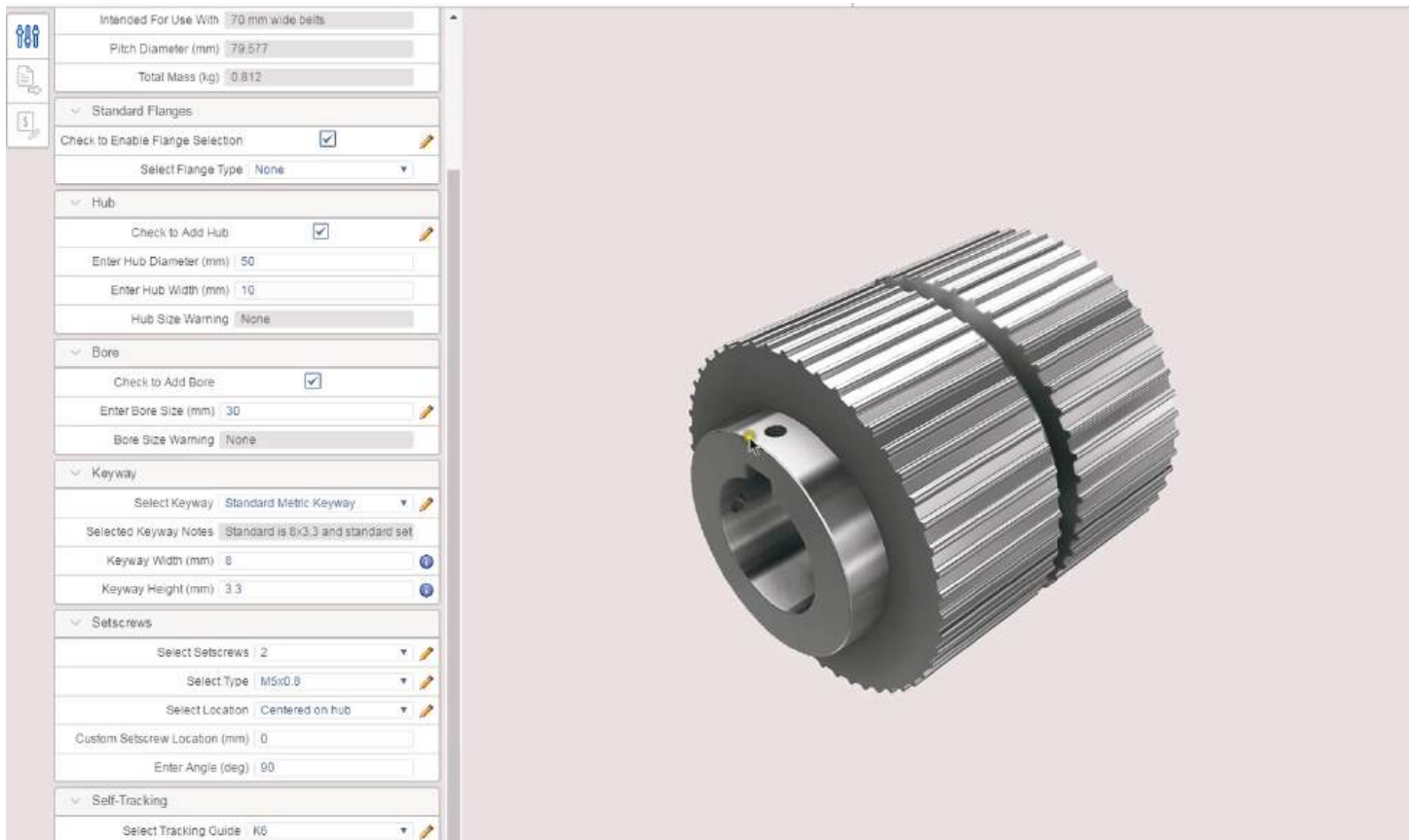
HIGH PRECISION PULLEYS

Pulley Configurator

BRECOflex CO., L.L.C. provides 3D models of all stock timing belts, pulleys, clamps, tensioning clamps and idlers on our website.

If you want to custom configure timing belts and pulleys you can use our Custom 3D Model Configurator at <https://www.brecoflex.com/3d-configurator/>

Custom Pulley Generator



The image displays the Custom Pulley Generator interface, which includes a configuration panel on the left and a 3D model of a pulley on the right. The configuration panel is organized into several sections:


- Intended For Use With:** 70 mm wide belts
- Pitch Diameter (mm):** 79.577
- Total Mass (kg):** 0.812
- Standard Flanges:**
 - Check to Enable Flange Selection:
 - Select Flange Type: None
- Hub:**
 - Check to Add Hub:
 - Enter Hub Diameter (mm): 50
 - Enter Hub Width (mm): 10
 - Hub Size Warning: None
- Bore:**
 - Check to Add Bore:
 - Enter Bore Size (mm): 30
 - Bore Size Warning: None
- Keyway:**
 - Select Keyway: Standard Metric Keyway
 - Selected Keyway Notes: Standard is 8x3.3 and standard set
 - Keyway Width (mm): 8
 - Keyway Height (mm): 3.3
- Setscrews:**
 - Select Setscrews: 2
 - Select Type: M5x0.8
 - Select Location: Centered on hub
 - Custom Setscrew Location (mm): 0
 - Enter Angle (deg): 90
- Self-Tracking:**
 - Select Tracking Guide: K5

The 3D model on the right shows a cylindrical pulley with a series of V-shaped grooves around its circumference. It has a central bore and a keyway on the front face. The pulley is shown in a perspective view, highlighting its three-dimensional structure.


HIGH PRECISION Accessories

When designing a drive, you will need to factor in several accessory components to assist and complement your specific application. Besides belts and pulleys, accessories including clamps, connectors and tensioners must factor equally in your machinery and equipment design to achieve a well-functioning drive with lasting performance. In addition, components such as tension meters and field welding machines ensure that you can quickly and efficiently repair, replace and monitor your drives as needed.


BRECOflex CO., L.L.C. is pleased to manufacture the highest quality accessories for our timing belts and pulleys, giving you the convenience of being a single source provider for all components, stock and custom.



Bar Stock



Tensioning Clamps



Clamp Plates



Keyless Bushings




Tensioners/Idlers

CHEMICAL RESISTANCE CHARTS

Compatibility Charts

BRECOflex CO., L.L.C. offers a large array of belt and cover materials for varying application and environments. Please refer to the B212 and B208 catalogs for more details on belts and cover materials. The following chart offers general guide lines for chemical compatibility.

Compatibility Legend



This chart does not refer to chemical blends or combination of chemical exposures which may react differently. Sample sections of belt or back cover materials are available for testing purposes. We recommend testing chemical combination to confirm specified compatibility. Typically, an immersion test may be performed and the belt periodically examined for softening or hardening. Please contact applications engineering for questions regarding chemicals not listed on this chart or to discuss your design.

	Polyurethanes	PVC Back Covers		Rubber Back Covers		Other Covers	
	Belting and Back Covers (PU385, PU Yellow, D15)	Standard (White Nub, Herringbone, Supergrip Blue)	Oil Resistant (Supergrip Green, Minigrip)	Nitrile (Linatrilite, NBR65)	Natural (Linatex, RP430)	Silicone	PTFE (Teflon)
Acetaldehyde	☆	☆	☆	☆	☆☆	☆☆	☆☆☆☆
Acetic Acid (Glacial)	☆☆	☆	☆	☆☆	☆☆	☆☆☆☆	☆☆☆☆
Acetic Acid - 30%	☆☆	☆☆	☆☆	☆☆	☆☆☆☆	☆☆☆☆	☆☆☆☆
Acetic Anhydride	☆☆☆	☆☆	☆☆	☆☆	☆☆	☆☆	☆☆☆☆
Acetone	☆	☆	☆	☆	☆	☆☆	☆☆☆☆
Alcohols	☆	☆☆	☆☆	☆☆☆☆	☆☆☆☆	☆☆☆☆	☆☆☆☆
Aluminum Carbonate	☆☆☆☆	☆☆☆☆	☆☆☆☆	☆☆☆☆	☆☆☆☆	☆☆☆☆	☆☆☆☆
Aluminum Chloride	☆☆☆☆	☆☆☆☆	☆☆☆☆	☆☆☆☆	☆☆☆☆	☆☆☆☆	☆☆☆☆
Aluminum Nitrate	☆☆☆☆	☆☆☆☆	☆☆☆☆	☆☆☆☆	☆☆☆☆	☆☆☆☆	☆☆☆☆
Ammonium Hydroxide	☆☆☆	☆☆☆☆	☆☆☆☆	☆	☆	☆☆☆☆	☆☆☆☆
Ammonium Nitrate	☆☆☆☆	☆☆☆☆	☆☆☆☆	☆☆☆☆	☆	☆☆☆☆	☆☆☆☆
Ammonium Phosphate	☆☆☆☆	☆☆☆☆	☆☆☆☆	☆☆☆☆	☆☆☆☆	☆☆☆☆	☆☆☆☆
Ammonium Sulfate	☆☆☆☆	☆☆☆☆	☆☆☆☆	☆☆☆☆	☆☆☆☆	☆☆☆☆	☆☆☆☆
Animal Fats	☆☆	☆	☆☆☆☆	☆☆☆☆	☆	☆☆	☆☆☆☆
Asphalt	☆☆☆	☆	☆☆	☆☆☆☆	☆	☆☆☆☆	☆☆☆☆
Barium Chloride	☆☆☆☆	☆☆☆☆	☆☆☆☆	☆☆☆☆	☆☆☆☆	☆☆☆☆	☆☆☆☆
Borax	☆☆☆☆	☆☆☆☆	☆☆☆☆	☆☆☆☆	☆☆☆☆	☆☆☆☆	☆☆☆☆
Boric Acid	☆☆☆☆	☆☆☆☆	☆☆☆☆	☆☆☆☆	☆☆☆☆	☆☆☆☆	☆☆☆☆
Butter	☆☆☆	☆	☆☆☆☆	☆☆☆☆	☆	☆☆	☆☆☆☆
Calcium Chloride	☆☆☆☆	☆☆☆☆	☆☆☆☆	☆☆☆☆	☆☆☆☆	☆☆☆☆	☆☆☆☆
Calcium Hydroxide	☆☆☆	☆☆☆☆	☆☆☆☆	☆☆☆☆	☆☆☆☆	☆☆☆☆	☆☆☆☆
Calcium Nitrate	☆☆☆☆	☆☆☆☆	☆☆☆☆	☆☆☆☆	☆☆☆☆	☆☆☆☆	☆☆☆☆

CHEMICAL RESISTANCE CHARTS

Compatibility Charts

	Polyurethanes	PVC Back Covers		Rubber Back Covers		Other Covers	
	Belting and Back Covers (PU385, PU Yellow, D15)	Standard (White Nub, Herringbone, Supergrip Blue)	Oil Resistant (Supergrip Green, Minigrip)	Nitrile (Linatrite, NBR65)	Natural (Linatex, RP430)	Silicone	PTFE (Teflon)
Carbolic Acid	★	★	★	★	★	★	★★★★
Castor Oil	★★★★★	★	★★★★★	★★★★★	★	★★★★★	★★★★★
Chlorinated Solvents	★	★	★	★	★	★★	★★★★
Chlorine Solutions	★★	★★	★★	★★	★★★★★	★★	★★★★★
Citric Acid	★★★★★	★★★★★	★★★★★	★★★★★	★★★★★	★★★★	★★★★★
Coal	★★★★★	★★	★★★★★	★★★★★	★	★★★★★	★★★★★
Coconut Oil	★★★★★	★	★★★★	★★★★★	★	★★	★★★★★
Copper Sulfate	★★★★★	★★★★★	★★★★★	★★★★★	★★★★	★★★★★	★★★★★
Corn Oil	★★★★	★	★★★★	★★★★★	★	★★★★	★★★★★
Cotton Seed Oil	★★★★	★	★★★★	★★★★★	★	★★★★	★★★★★
Denatured Alcohol	★	★★	★★	★★★★★	★★★★★	★★★★	★★★★★
Diesel Fuel	★★★★★	★	★★★★	★★★★★	★	★★	★★★★★
Ethyl Alcohol	★	★★	★★	★★★★★	★★★★★	★★★★	★★★★★
Ethyl Cellulose	★	★★	★★	★★★★★	★★★★★	★★★★★	★★★★★
Ethylene Glycol	★★★★	★★	★★	★★★★★	★★★★	★★★★	★★★★★
Fatty Acids	★★★★	★	★★	★★★★	★	★★★★	★★★★★
Ferric Chloride	★★★★★	★★★★★	★★★★★	★★★★★	★★★★★	★★★★★	★★★★★
Ferric Sulfate	★★★★★	★★★★★	★★★★★	★★★★★	★★★★★	★★★★★	★★★★★
Formaldehyde	★★★★★	★★★★★	★★★★★	★★★★★	★★★★	★	★★★★★
Fuel Oils	★★	★	★★★★	★★★★★	★	★★	★★★★★
Furfural	★	★	★	★★★★★	★	★★★★★	★★★★★
Gasoline	★★★★	★	★	★★★★★	★	★★	★★★★★
Glucose	★★★★★	★★★★★	★★★★★	★★★★★	★★★★★	★★★★★	★★★★★
Glycerine	★★★★★	★★★★★	★★★★★	★★★★★	★★★★★	★★★★★	★★★★★
Hydraulic Oil	★	★	★★★★	★★★★	★	★★	★★★★★
Hydrochloric Acid	★	★★	★★	★	★★★★	★★	★★★★★
Kerosene	★	★	★	★★★★	★	★★	★★★★★
Lacquers	★	★	★	★	★	★	★
Lard	★★★★	★	★★★★	★★★★	★	★★★★★	★★★★★
Limestone	★★★★★	★★★★★	★★★★★	★★★★★	★★★★★	★★★★★	★★★★★
Linseed Oil	★	★	★★★★	★★★★★	★	★★★★	★★★★★
Lubricating Oil	★★	★	★★★★★	★★★★★	★	★★	★★★★★
Magnesium Chloride	★★★★★	★★★★★	★★★★★	★★★★★	★★★★★	★★★★★	★★★★★
Magnesium Hydroxide	★★★★★	★★★★★	★★★★★	★★★★	★★★★	★★★★★	★★★★★
Magnesium Sulfate	★★★★★	★★★★★	★★★★★	★★★★★	★★★★	★★★★★	★★★★★
Methyl Alcohol	★	★★	★★	★★★★★	★★★★★	★★★★	★★★★★

POLYURETHANE MATERIAL

Polyurethane	Color	Hardness	FDA 21 CFR	Hydrolysis Resistant	Features	Polyurethane	Color	Hardness	FDA 21 CFR	Hydrolysis Resistant	Features
TPU-ST1	White	92 shore A	No	Med	Standard Polyurethane	TPU AU2	Clear	95 Shore A	Yes	High	Food grade, wash down
TPU-FDA1	Clear	92 Shore A	Yes	Low	Food grade, non-wash down	TPU AU3	Gray	88 Shore A	No	Low	Resistant to oils, and fats
TPU-FDA2	Clear	85 Shore A	Yes	Low	Food grade, non-wash down	BRECOprotect®	Blue	92 Shore A	Yes	High	Sealed cords FDA wash down
TPU-AU1	Clear	92 Shore A	Yes	High	Food grade, wash down						

CHEMICAL RESISTANCE CHARTS

Compatibility Charts

	Polyurethanes	PVC Back Covers		Rubber Back Covers		Other Covers	
	Belting and Back Covers (PU385, PU Yellow, D15)	Standard (White Nub, Herringbone, Supergrip Blue)	Oil Resistant (Supergrip Green, Minigrip)	Nitrile (Linatrilite, NBR65)	Natural (Linatex, RP430)	Silicone	PTFE (Teflon)
Methyl Ethyl Ketone	★	★	★	★	★	★★	★★★★
Mineral Oil	★★★★	★★	★★★★	★★★★	★	★★	★★★★
Mineral Spirits	★	★	★	★★	★	★★	★★★★
Molasses	★★★★	★★★★	★★★★	★★★★	★★★★	★★★★	★★★★
Naptha	★	★	★	★★	★	★★	★★★★
Nitric Acid	★	★★	★★	★	★	★★	★★★★
Oil Sands	★★★★	★	★★★★	★★★★	★	★★	★★★★
Oil Shale	★★★★	★	★★★★	★★★★	★	★★	★★★★
Ozone	★★★★	★★	★★	★	★	★★	★★★★
Paraffin	★★	★★	★★★★	★★★★	★	★★★★	★★★★
Peanut Oil	★★	★	★★	★★	★	★★	★★★★
Petroleum Oils	★★	★	★★	★★★★	★	★★	★★★★
Phosphate Ore	★★★★	★★	★★	★★★★	★★★★	★★★★	★★★★
Phosphoric Acid	★★	★★★★	★★★★	★★	★★	★★	★★★★
Pine Oil	★★	★★	★★★★	★★★★	★	★★	★★★★
Potassium Chloride	★★★★	★★★★	★★★★	★★★★	★★★★	★★★★	★★★★
Potassium Hydroxide	★★	★★★★	★★★★	★★	★★	★★	★★★★
Potassium Nitrate	★★★★	★★★★	★★★★	★★★★	★★★★	★★★★	★★★★
Potassium Sulfate	★★★★	★★★★	★★★★	★★★★	★★	★★★★	★★★★
Silicone Oil	★★★★	★★	★★★★	★★★★	★★	★★★★	★★★★
Soda Ash	★★★★	★★★★	★★★★	★★★★	★★★★	★★★★	★★★★
Sodium Bicarbonate	★★★★	★★★★	★★★★	★★★★	★★★★	★★★★	★★★★
Sodium Bisulfate	★★★★	★★★★	★★★★	★★★★	★★	★★★★	★★★★
Sodium Chloride	★★★★	★★★★	★★★★	★★★★	★★★★	★★★★	★★★★
Sodium Hydroxide	★★	★★★★	★★★★	★★	★★★★	★★	★★★★
Sodium Hypochlorite	★★	★★	★★	★★	★★	★★	★★★★
Sodium Nitrate	★★★★	★★★★	★★★★	★★	★★	★★★★	★★★★
Sodium Peroxide	★★★★	★★★★	★★★★	★★	★★	★★★★	★★★★
Sodium Phosphates	★★★★	★★★★	★★★★	★★★★	★★★★	★★★★	★★★★
Sodium Silicate	★★★★	★★★★	★★★★	★★★★	★★★★	★★★★	★★★★
Sodium Sulfate	★★★★	★★★★	★★★★	★★★★	★★	★★★★	★★★★
Sodium Sulfide	★★★★	★★★★	★★★★	★	★★	★★★★	★★★★
Soybean Oil	★★	★★	★★	★★★★	★	★★	★★★★
Sugar Beets	★★★★	★★★★	★★★★	★★★★	★★★★	★★★★	★★★★
Sugar Cane	★★★★	★★★★	★★★★	★★★★	★★★★	★★★★	★★★★
Sufur	★★★★	★★★★	★★★★	★	★	★★★★	★★★★

Reference: National Industrial Belting Association (1992). Chemical Resistance Chart.

TENSION MEMBER MATERIAL

Material	Corrosion Resistance	Features
Steel	Low	Standard cord, best stiffness and strength
Stainless Steel	High	80% of standard strength and equal stiffness
BRECOprotect®	High	Sealed steel cords in AU1 polyurethane
Kevlar (Aramid)	High	60% more elongation, absorbs water

CHEMICAL RESISTANCE CHARTS

Compatibility Charts

	Polyurethanes	PVC Back Covers		Rubber Back Covers		Other Covers	
	Belting and Back Covers (PU385,PU Yellow, D15)	Standard (White Nub, Herringbone, Supergrip Blue)	Oil Resistant (Supergrip Green, Minigrip)	Nitrile (Linatrilite, NBR65)	Natural (Linatex, RP430)	Silicone	PTFE (Teflon)
Sulfuric Acid	★★	★★★	★★★	★	★★	★★	★★★★★
Tar (Bituminous)	★★★★★	★★	★★★★★	★★★★★	★	★★★★★	★★★★★
Tartaric Acid	★★★★★	★★★★★	★★★★★	★★★★★	★★★	★★★★★	★★★★★
Tetrachloroethylene	★	★	★	★	★	★	★
Toluene	★	★	★★	★★	★	★	★★★★★
Trichloroethylene	★	★	★	★	★	★	★
Trichloroethane	★	★	★	★	★	★	★★★★★
Turpentine	★	★	★★	★★★★★	★	★★	★★★★★
Ultra-Violet	★★★	★★★★★	★★★★★	★★	★★★	★★★★★	★★★★★
Urea	★★★★★	★★★★★	★★★★★	★★★★★	★★★★★	★★★★★	★★★★★
Urine	★★★	★★★★★	★★★★★	★★★	★★★	★★★★★	★★★★★
Vegetable Oils	★★★	★	★★★	★★★★★	★	★★★	★★★★★
Vinegar	★★★★★	★★★★★	★★★★★	★★★	★★★	★★★	★★★★★
Water	★★★★★	★★★★★	★★★★★	★★★★★	★★★★★	★★★★★	★★★★★
Wood Oils	★★★★★	★★	★★★★★	★★★★★	★	★★★★★	★★★★★
Xylene	★	★	★	★	★	★	★★★★★
Zinc Chloride	★★★★★	★★★★★	★★★★★	★★★★★	★★★★★	★★★★★	★★★★★
Zinc Sulfate	★★★★★	★★★★★	★★★★★	★★★★★	★★★	★★★★★	★★★★★

Tension Member Selection: Tension member, or cord, selection is important for corrosive environments. Standard steel tension members have a zinc coating but is not suitable for long life in wash down environments. Stainless steel or BRECOprotect® with its sealed encapsulated cords are recommended for continuous or intermittent wash down.

Water or Oil-based Compounds: When the base for the chemical compound can be prevented from absorbing into the belt polyurethane, the resistance is higher to the other parts of the compound that would otherwise be more harmful. Many compounds are water based so polyurethane with high resistance to water absorption (hydrolysis) may be advisable. BRECOflex CO., L.L.C. offers the following specifically formulated alternative polyurethanes and tension member materials that can help combat these attacks:

Intermittent Contact: Many timing belts are utilized in the food or medical industry where periodically the belts need to be cleaned. It may be possible to use chemicals rated as conditional or unacceptable such as chlorine compounds when a follow-up rinsing process is performed. Please contact us for material samples to confirm acceptability for your use.

A

Accessories.....	180
Allowable Tensile Strength.....	See Strength
Aluminum Pulley Material.....	See Pulley Materials
Anti-Static.....	132
ARC-Power Self-Tracking	
Availability.....	82-90
Overview.....	17
Specifications.....	126
AT3.....	30-31,167-168
AT3 REDFLEX GEN III.....	47
AT5.....	32-33,169
AT5 DL.....	103
AT5 REDFLEX GEN III.....	47
AT10.....	34-35,170
AT10 DL.....	104
AT10 MOV.....	41-42
AT10 REDFLEX GEN III.....	48
AT15 MOV.....	43-44
AT20.....	36-37
AT20 DL.....	106
ATK5K6.....	73-74
ATK10K6.....	75-76,175
ATK10K6 DL.....	105
ATK10K13.....	77
ATK20K13.....	78
ATL5.....	52
ATL10.....	52
ATL20.....	52
ATL Series Timing Belts	
Availability.....	52
Overview.....	16
Specifications.....	126
ATN10.....	49
ATN10K6.....	79
ATN12.7.....	50
ATN12.7K6.....	80
ATN20.....	51
ATN Series Timing Belts <i>also see</i> Connecting Kit	
Availability.....	49-51
Overview.....	15
Specifications.....	125
ATP10.....	53
ATP10 REDFLEX GEN III.....	48
ATP15.....	54
ATP Series Timing Belts	
Availability.....	53-54
Overview.....	16
Specifications.....	126
ATS15.....	38-39
AT-Series Timing Belts	
Availability.....	30-37
Overview.....	14
Specifications.....	125

B

Back Grinding, Belt.....	141
Backings.....	137-140
Backlash, Pulley.....	161-162
Bar Stock, Pulley.....	180
BATK-Series Timing Belts.....	See ARC-Power Self-Tracking
BAT-Series Timing Belts.....	See ARC-Power Self-Tracking
BFX Truly Endless Code.....	12
Black Oxide.....	See Pulley Finish
Bonding.....	10
Strength.....	135
BRECOflex CO., L.L.C.	8
BRECOprotect timing belts.....	45-46

C

Celloflex Backing.....	138
Chemical Resistance.....	181-184
Chromate.....	See Pulley Material
Chromleder Backing.....	139
Clamps, Tensioning Clamps.....	180
Codes (M,V,BFX).....	12-13
Coefficient of Friction.....	See Backings
Connecting Kit.....	154
Convertible Timing Belt System..	See ATN Series Timing Belts
Correx Gum Backing.....	138
Covered Belt Machining.....	142
Cover Materials.....	See Backings

D

D15 Backing.....	138
Delrin.....	See Pulley Finish
DL-DR Belts.....	130
Double Sided Timing Belt Series	
Availability.....	97-107
Overview.....	16
Specifications.....	127
DR Belts.....	130
DR Extra Thick Belt Back.....	130

E

Edge Grinding, Belt.....	142
Edges Sealed, Belt.....	134-135
Edge Wear, Belt.....	134
Elongation.....	See Spring Rate

F

F1.0.....	114
F2.0.....	115-116
F2.2.....	117-118
F2.5.....	119-120
F3.0.....	121
F6.0.....	122
FDA Approved.....	See Food Grade
Field Assembly.....	See ATN Series Timing Belts

Index

FieldWelder.....	155	Linatrilite Backing.....	139
Finishes, Pulley.....	178	Longitudinal Machining Belt.....	141
Flanges, Pulley.....	159-160	Longitudinal Tooth Machining.....	142
Flat Belt Timing Belt Series		Low Temperature Belt Materials.....	132
Availability.....	114-122	L (T3/8).....	59-60,172
Overview.....	18	M	
Foam Backing.....	138	Machining Belt.....	141
Food Grade.....	132, <i>see also</i> BRECOprotect	Mass, Belt.....	125-128
Friction, Backings.....	<i>See</i> Backings	Materials, Belt.....	131-132
G		Minigrip Backing.....	140
GEN III.....	<i>See</i> REDFLEX GEN III Series Timing Belt	M Open-Ended Belt Code.....	12-13
Grinding, Belt edge/Belt Back.....	<i>See</i> Edge Grinding	Move-series.....	<i>See</i> AT10MOV
Guides.....	<i>See</i> Self-Tracking Series Timing Belts	MXL (.080).....	55-56
H		N	
Hard Anodize.....	<i>See</i> Pulley Finish	Natural Rubber Backing.....	137-138
Hardness.....	178	NBR 65 Backing.....	140
Backing.....	137	Nitrile Backing.....	139
Polyurethane.....	131	Nylon Backings	
H DL.....	107	PAZ.....	130,140
Hi-Flex.....	133	PAR.....	130,141-142
Hi-Flex "HF" HTD.....	108-109	O	
High Temperature.....	132	Options Available, Timing Belt.....	130
Backings.....	137	P	
Hi-Power "HP" HTD.....	110-111	PAZ.....	130
HK13.....	81,177	PAR.....	130
H(T1/2).....	61-62,173	PAZ PAR.....	130
HTD 3M HP.....	108	Perforation, Belt.....	142
HTD 5M HP and HF.....	109	Pitch, Belt.....	16-18
HTD 8M HP, HF and BFX.....	110	Polyester Fleece Backing.....	139
HTD 14M HP and HF.....	111	Polygonal Effect.....	16
HTD Series Timing Belts		Polyurethane Backings.....	<i>See</i> Backings
Availability.....	108-111	Polyurethane Materials.....	<i>See</i> Materials
Overview.....	17	Porol Backing.....	<i>See</i> Foam Backing
Specifications.....	127	Profiles	
I		Convertible.....	<i>See</i> ATN Series Timing Belts
Imperial Series Timing Belts		Drawings.....	145-148
Availability.....	55-64	Weld on.....	144
Overview.....	15	Properties, Belt	
Specifications.....	126	Chemical.....	11
ISO 9001.....	9	Mechanical.....	11
K		PU 385 Backing.....	137
Kevlar.....	<i>See</i> Tension Members	Pulley	
L		Backlash.....	161-162
Lateral Machining, Belt.....	141	Pulley Finish.....	178
Leather Backing.....	139	Pulley Materials.....	178
Length Tolerance.....	129	Pull Tests.....	136
Linatex Backing.....	137	PU Yellow Backing.....	137
		PVC Blue Backing.....	138
		PVC White Backing.....	140
		PVC White Herringbone.....	140

R

REDFLEX GEN III Series Timing Belt

- Availability.....47-48
- Overview.....15
- Specifications.....125

Reduced Backlash.....161-162

Repeatability.....15

RMA Standard.....17-18

RP 430 Backing.....139

Rubber Backing.....137-139

S

Sealed Edges, Belt.....134

Self-Tracking Series Timing Belts

- Availability.....65-81
- Overview.....17
- Specifications.....125

SFAT10.....91-92

SFAT15.....93-94

SFAT20.....95-96

Shear, Tooth.....19-20, 135

Specification Charts.....125-128

Spliced and Welded Code V.....12-13

Spring Rate.....133-136

STD S5M HP and HF.....112

STD S8M HP and HF.....113

STD Series Timing Belts

- Availability.....112-113
- Overview.....18
- Specifications.....127

Steel

- Pulley and Flange Material.....178
- Tension Member Material.....133

Stiffness..... See Specification Charts

Stock Profiles.....145-148

Stock Pulleys.....165-177

Strength

- Bonding.....135
- Comparison Chart.....19-20
- Tensile, Belt

 - Maximum Allowable.....125-128, 135

Supergrip Backing.....137

Surface Finishes.....See Pulley Finish

T

T1/2 (H).....61-62

T1/5 (XL).....57-58

T2.....21

T2.5.....22-23

T3/8 (L).....59-60

T5.....24-25, 165

T5 DL.....97-98

T7/8 (XH).....63-64

T10.....26-27, 166

T10 DL.....99-100

T20.....28-29

T20 DL.....101-102

T-Cover Backing.....130, 137

Tensile Strength.....See Strength

Tensioner and Tensioning Clamps.....180

Tension Free Zones.....134

Tension Members

- Aramid Fiber.....45, 133
- Bifilar Design.....134
- Construction.....134
- Hi-Flex.....133

Thickness, Backing.....137

Thickness, Belt.....130

Timing Belt Construction.....12

Timing Belt Lock.....153

Timing Belt Modifications.....141-142

Timing Belt Pitch List.....See Tooth Profiles

TK5K6.....65-66

TK10K6.....67-68

TK10K13.....69-70, 174

TK20K13.....71-72

TK Series Timing Belts.....See Self-Tracking

Tooth Bar Insert.....156

Tooth Engagement.....161

Tooth Gap Configurations.....See Tooth Engagement

Tooth Profiles.....14-18

Tooth Removal, Belt.....142

Tooth Shear Strength.....See Strength

TPEX*classic*.....47-48

Truly Endless Timing Belt Code BFX.....12-13

T Series Timing Belts

- Availability.....21-29
- Overview.....14
- Specifications.....125

TT60 Backing.....139

U, V

Ultimate Tensile Strength.....See Strength

Vacuum Timing Belts.....142

V-Belts

- Availability.....123-124
- Overview.....18
- Specifications.....128

W, X, Z

Weight.....See Mass, Belt

Welder, Field.....155

White Nub Backing.....138

Width Tolerance, Belt.....125-129

XH (T7/8).....63-64

XL(T1/5).....57-58, 171

Zero Backlash.....See Tooth Engagement


Zinc Plated.....See Pulley Finish

Timing Belts and Pulleys

Warranty

All recommendations for the use of the products described herein and all other data and information set forth in this publication whether concerning such products or otherwise are furnished with out any guarantee, warranty represents or inducement of any kind whether expressed or implied, including or not limited to warranties of merchantability and fitness for a particular purpose BRECOflex CO., L.L.C. expressly disclaims liability under any theory, including without limitation, contract negligence, misrepresentation or breach of any obligation relating to the recommendation, data or information set forth herein.

BRECOflex CO., L.L.C. reserves the right to make changes in the technical and dimensional specifications of its products with out prior notice. Responsibility for express incurred as a result of product changes or discontinuance of a product lies solely with the purchaser.



BRECOflex CO., L.L.C.

High Precision Drive Components

Contact Us

222 Industrial Way West · Eatontown, NJ 07724

Tel: 732-460-9500 · Fax: 732-542-6725

www.brecoflex.com · email: info@brecoflex.com

Copyright 2026 BRECOflex CO., L.L.C. • BRECO®, BRECOFLEX® & ATN® are registered trademarks of BRECO Antriebstechnik GmbH • ARC-POWER® is a registered trademark of BRECOflex CO., L.L.C. • Kevlar® is a registered trademark of DuPont Patents Pending. Specifications are subject to change without prior notice.

All recommendations for the use of the products described herein and all other data or information set forth in this publications, whether concerning such products or otherwise, are furnished without any guarantee, warranty representations or inducement of any kind whether expressed or implied, including but not limited to warranties of merchantability and fitness for a particular purpose. BRECOflex CO., L.L.C. expressly disclaims liability under any theory, including without limitation, contract negligence, misrepresentation or breach of any obligation relating to the recommendation, data or information set forth herein. Readers and customers are encouraged to conduct their own test before using any product. Read its label and all related instructions. BRECOflex CO., L.L.C. reserves the right to make changes in the technical and dimensional specifications of its products without prior notice. Responsibility for expenses incurred as a result of product changes or discontinuance or a product lies solely with the purchaser.