

TERMS.

PRODUCT TYPES	All Major Commercial Property Types
MARKETS	Nationwide
LOAN SIZE	\$7MM – \$50MM
LTV	65% – 80%
INTEREST RATE	SOFR + [300 to 550]
ORIGINATION FEE	1%
EXIT FEE	1%
TERM	12-36 Months
EXTENSION OPTIONS	Yes
CAPEX / TI / LC	100% Funding Available. Funding Occurs Within 5 Days of Package Submission
RECOURSE	Non-Recourse
AMORTIZATION	Interest Only
LOAN SERVICING	All Loans Serviced In-House
PREPAYMENT	0-6 Months Minimum Interest
TIMING TO CLOSE	Within 30 Days from Application
LOCKOUT	None
OCCUPANCY REQUIREMENT	None*
RATE CAP REQUIREMENT	None*
DSCR REQUIREMENT	None*
DEBT YIELD REQUIREMENT	None*

*May apply to extension options

TRANSACTIONS.


OFFICE – \$32M



INDUSTRIAL – \$26M




MEDICAL OFFICE – \$12M




RETAIL – \$7M



STUDENT HOUSING – \$12M

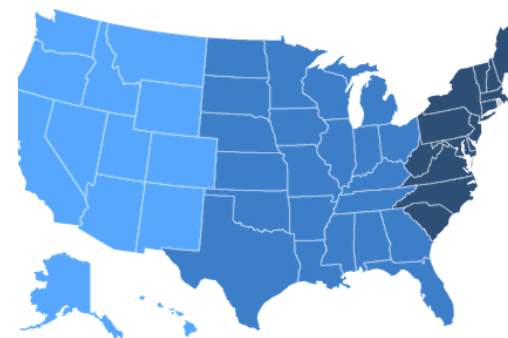


MULTIFAMILY – \$26M



TEAM.

Find your designated expert based on your location:



WESTERN U.S.

MARCUS GOODWIN

mgoodwin@rracapital.com
602-715-2208

CENTRAL U.S.

KYUNG KIM

kkim@rracapital.com
480-320-0793

EASTERN U.S.

DREW SCHNEIDER

dschneider@rracapital.com
262-302-0264