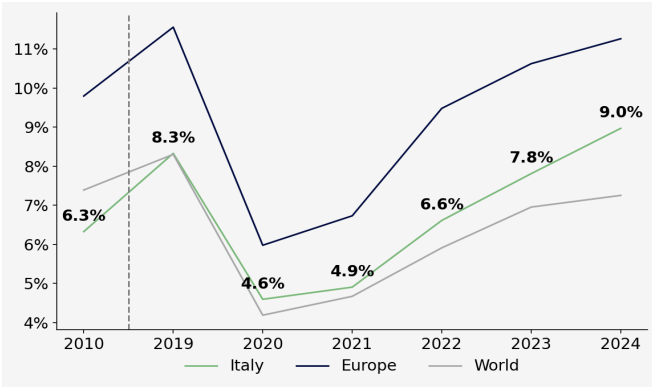
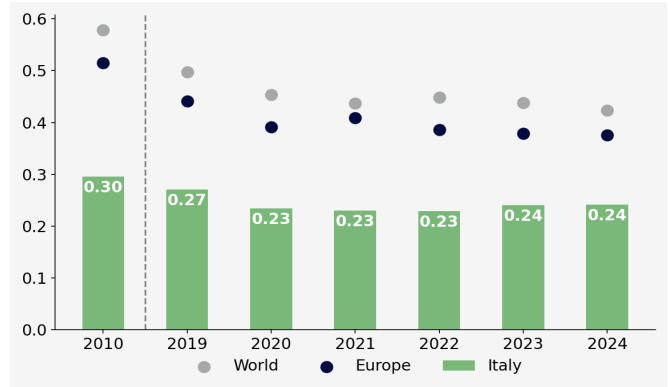


Environmental footprint of Travel & Tourism

Travel & Tourism's contribution to total greenhouse gas emissions
% of total GHG emissions



Travel & Tourism's GHG emissions intensity
GHG emissions (kg CO₂e) per USD of GDP*



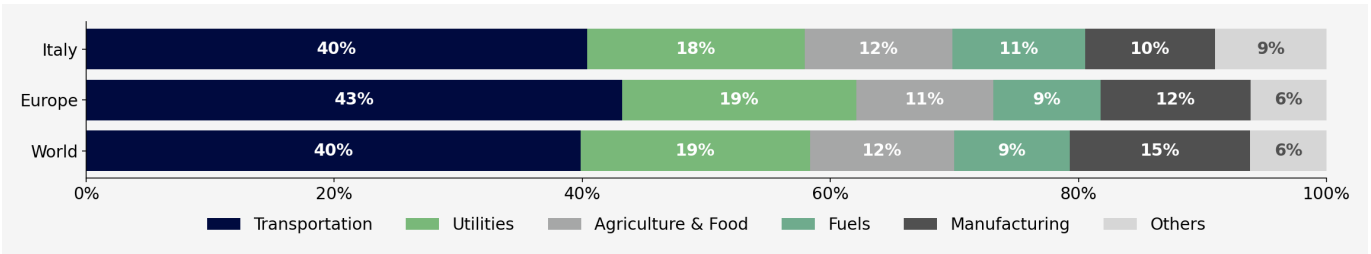
Annual change in Travel & Tourism GDP*
Average growth rate, ^ 2019-2024



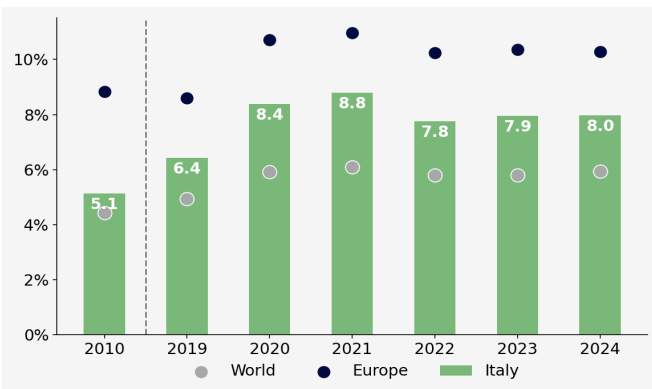
Annual change in GHGs linked to Travel & Tourism
Average growth rate, ^ 2019-2024



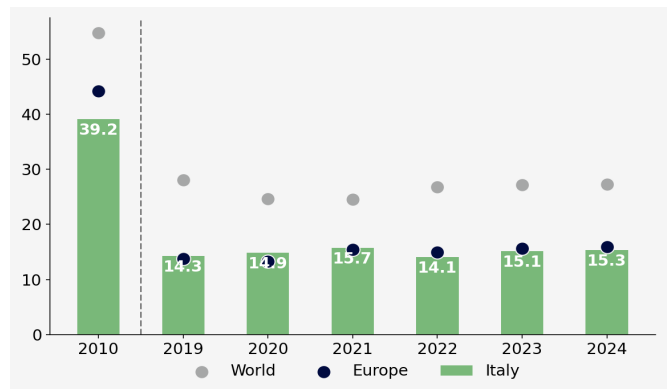
Industries contributing the most to Travel & Tourism's GHG emissions in 2024
% of total Travel & Tourism GHG emissions



Low-carbon energy usage linked to Travel & Tourism
% of total Travel & Tourism energy use



Freshwater consumption linked to Travel & Tourism
Cubic metres of withdrawals per thousand USD of GDP*

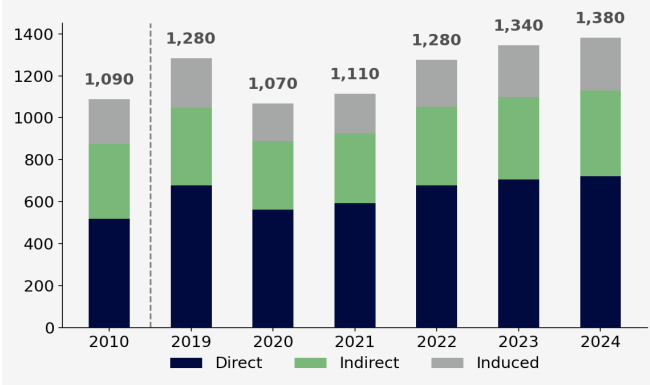


*Direct and indirect T&T GDP impacts only. ^Measured as compound annual growth rates (CAGR). Full methodological detail is available from WTTC. Notes: (1) In 2024 prices & exchange rates. (2) GHG emissions include Scope 1, 2 and 3 plus international transport; except where presented as a share of national totals, when international scope 3 is removed. (3) Transport activity includes all modes of transport. (4) Low-carbon energy is defined as renewable energy (wind, wave, solar & geothermal), plus hydro and nuclear.

Social footprint of Travel & Tourism

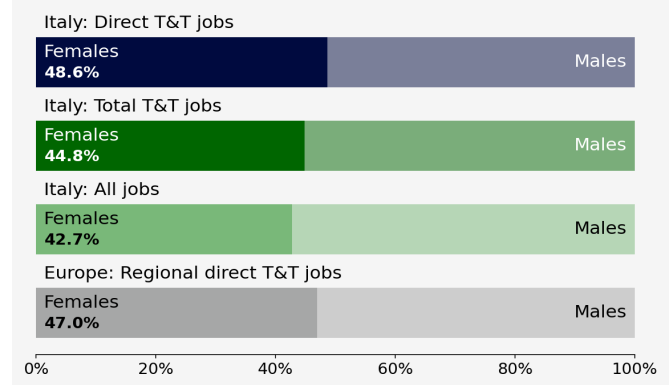
Female employment supported by Travel & Tourism

Jobs for females (thousands)



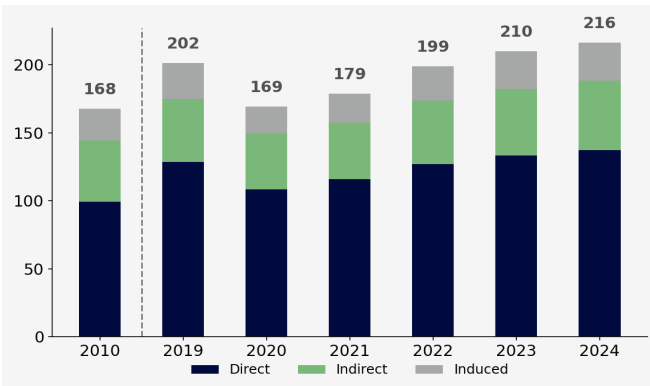
Female employment as a share of total employment in 2024

% of employees



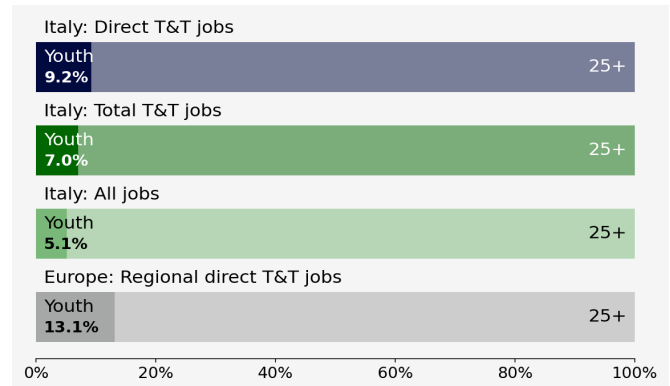
Youth employment supported by Travel & Tourism

Jobs for 15-24 year olds (thousands)



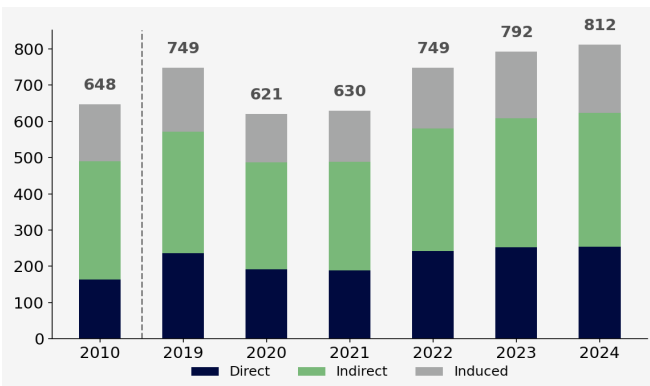
Youth employment as a share of total employment in 2024

% of employees



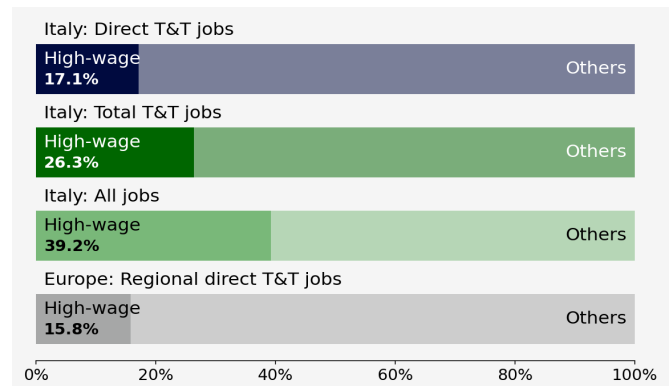
High-wage employment* supported by Travel & Tourism

Jobs in high wage sectors (thousands)



High-wage employment* as a share of total employment in 2024

% of employees



High-wage employment is defined as employment within industries whose average wage is above the 65th percentile of earnings in the country.