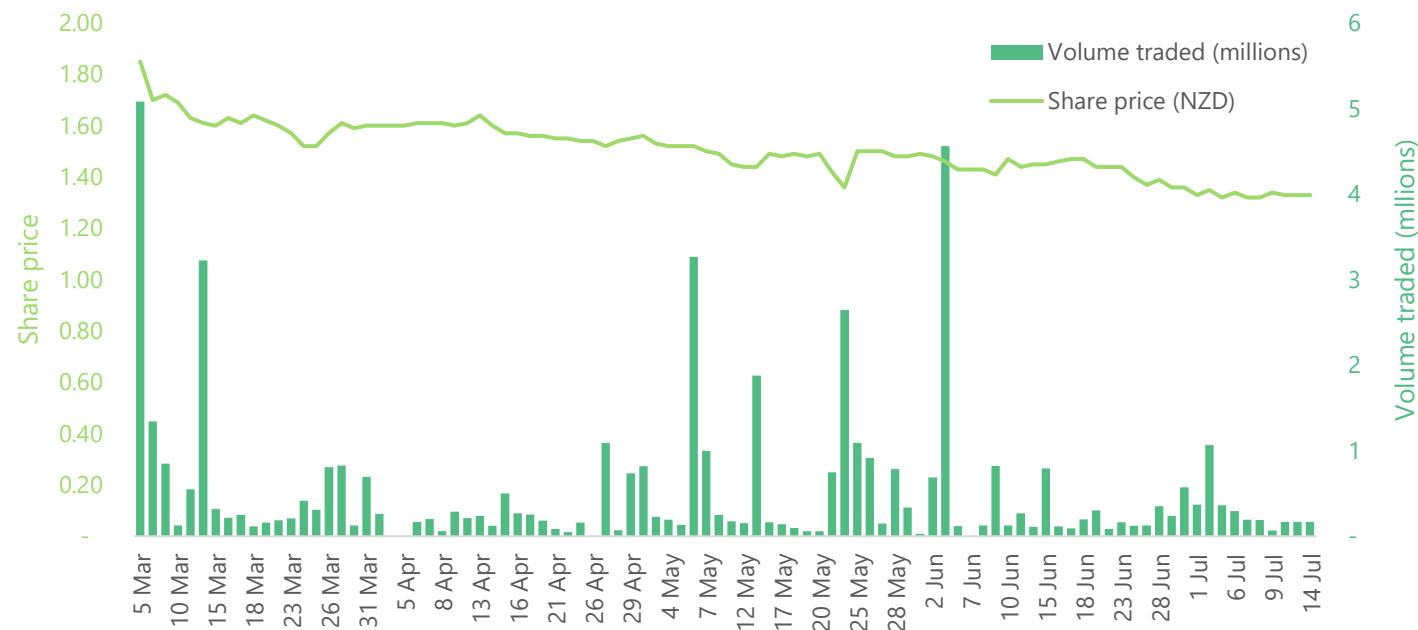
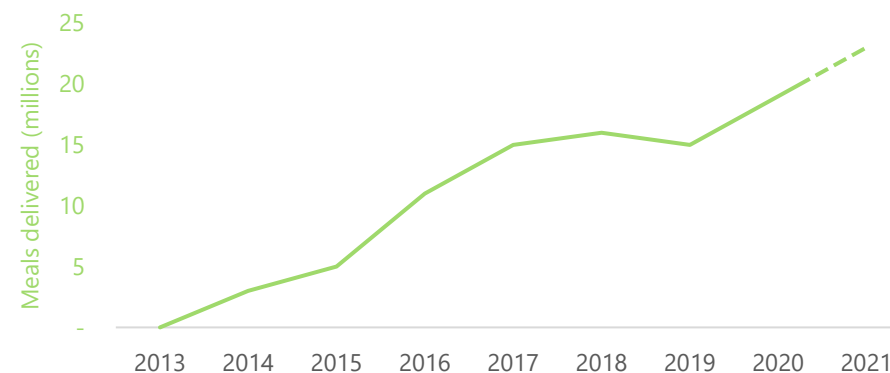


Overview**Clare Capital Tech Insights 212 - My Food Bag - 20210709**

The New Zealand company My Food Bag began trading in 2013 and in March this year listed on the New Zealand stock exchange. This Tech Insights report looks at its performance since the IPO, as well as some comparable listed companies.

Share price and volume traded since IPO**FY21 financial metrics (March year end)**

IPO date	5 March 2021	Total revenue (NZD m)	191
Offer price	\$1.85	Revenue growth	24%
Share price now	\$1.33	Pro forma EBITDA (m)	29
		Contribution margin %	25.6%
Market capitalisation (NZD millions)	322.4	Active customers	66,492
		Customer growth	6.0%

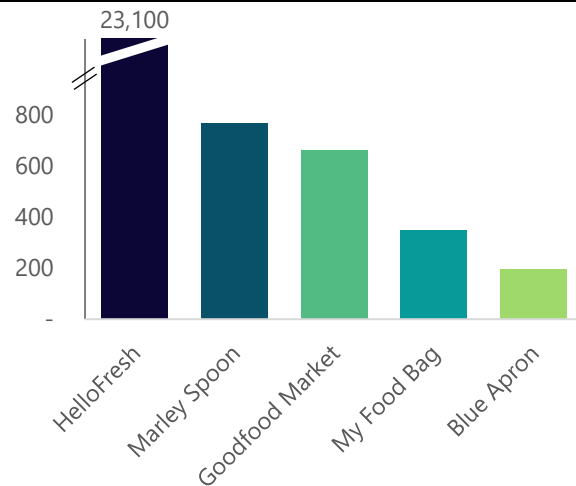
Meals delivered p/a (millions)

CLARE CAPITAL TECH INSIGHTS

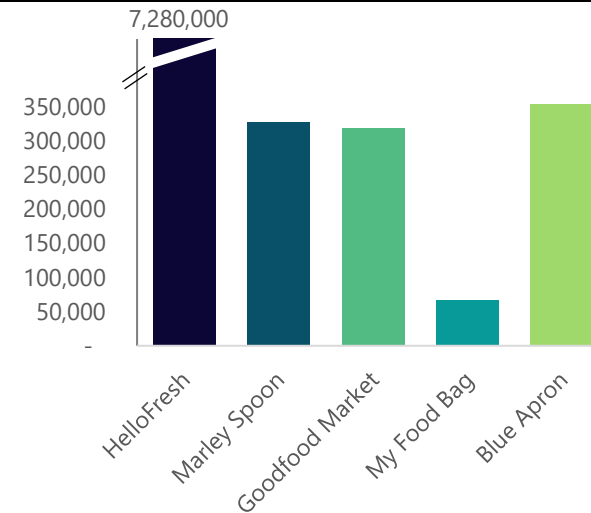
Clare Capital: mergers and acquisitions, capital raises, valuations, financial modelling, private company benchmarking and technology insights



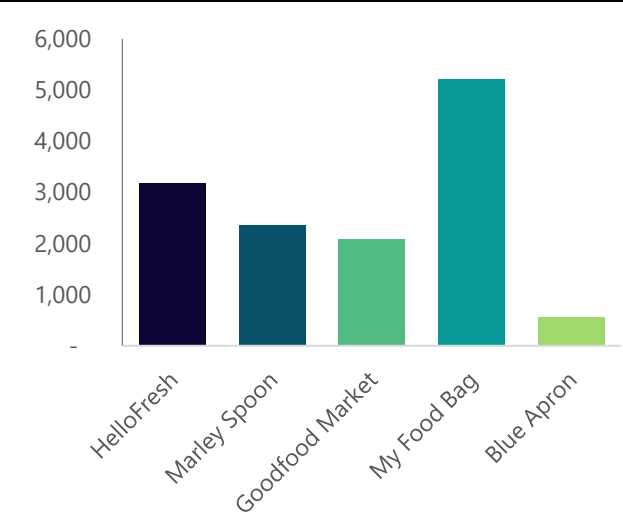
Enterprise value (NZD m) - comparable companies



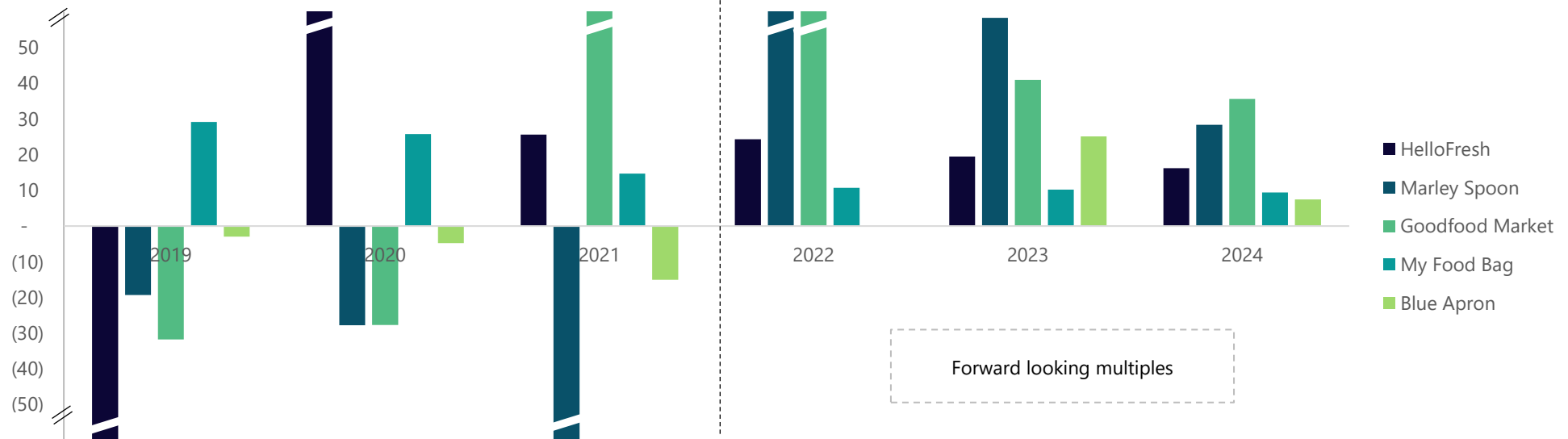
Active customers - comparable companies



EV per active customer (NZD)



EV / EBITDA - comparable companies



Disclaimer

The information provided in this report has been solely sourced and calculated from S&P Global Market Intelligence. Clare Capital holds no responsibility over the actual numbers. Clare Capital is not an Authorised Financial Adviser. If you are making investment decisions you should seek appropriate personalised financial advice.

www.clarecapital.co.nz

If you want to be added to the distribution list, please email Mark Clare at mark.clare@clarecapital.co.nz