


PSA buying guide

Plan your path to smarter operations, better margins, and sustainable growth



Table of contents



- 1. What is professional services automation software? 3
- 2. Do I need PSA Software? 4
- 3. Key steps to selecting the right PSA
 - 1. Define your requirements 5
 - 2. Involve the right people early 6
 - 3. Research and shortlist vendors 11
 - 4. Schedule demos focused on your needs 12
 - 5. Defining and measuring success 13
 - 6. The cost of standing still 14
 - 7. Common pitfalls to avoid 15
 - 8. Implementation 16
- 5. What sets CMap apart 17
- 6. Final thoughts 18

What is professional services automation software?

Professional Services Automation (PSA) software is the system that brings your projects, people, and profits together in one place. **Instead of juggling spreadsheets, time trackers, resource schedulers, and half a dozen other apps, PSA gives you a single connected platform.**

According to [TCGN's Consultancy BenchPress](#) survey, firms using PSA software report **gross margins that are 19% higher** than those relying on spreadsheets. That's the difference between coasting and growing.

This guide will break down what makes modern PSA software essential for consulting firms, and how it allows you to manage your projects throughout the complete project lifecycle.

From the time the opportunity is created, to when the work begins, and to the money being collected, **PSA software enables firms to manage the full project lifecycle** with complete visibility of their resources, finances and project performance.

Learn more about PSA software and its capabilities in our full guide

[Read more](#)

Do I need PSA Software?

If you're running a 50 or 100-person consulting firm, you're probably feeling the pinch of **manual processes and disconnected systems**. Even at a smaller size, these longwinded manual processes are likely **hindering your growth** already. The right PSA will help you operate like a much larger firm without the big-firm headaches.

Chances are, you can see the value in automating all these ad hoc systems, but aren't sure which [features are necessary](#) for your firm or where to start. This guide cuts through the noise, lays out the decisions that matter, and arms you with the **right questions to ask**.

What pains does PSA actually solve in consulting firms?



Project visibility

No more guesswork on project status, profitability, or resource allocation.



Resource management

Balance workloads, avoid burnout, and keep the right people on the right work.



Forecasting and pipeline

See what's coming next, not just what's happened, and make smarter decisions.



Billing and revenue

Ditch manual invoicing and close the loop between delivery and finance.

Key steps to selecting the right PSA

Define your requirements

Start by mapping your firm's core operational flows and the main pains in the process. In practice, the most common pressure points are:

- **Project Management:** Too many projects run on gut feel and spreadsheets, resulting in scope creep, missed deadlines, and margin erosion. **A good PSA brings order to chaos.** Real-time project tracking, automated status updates, and milestone alerts help nip overruns in the bud.

- **Resource Allocation:** Are your best people overloaded while others coast? Is **bench time eating into** profits? Without visibility, you're guessing. PSA gives you a live picture of who's doing what. **No more double-booking or idle specialists.** That means happier, more efficient staff and better client outcomes.

- **Billing and Invoicing:** Slow, error-prone billing means delayed cash collection and awkward client conversations. Even small mistakes can strain relationships and choke cashflow. **Automated time capture and invoicing reduce delays and errors.** That means healthier cash flow, less admin, and fewer headaches.

- **Forecasting and Reporting:** How confident are you in next quarter's numbers? Incomplete data and manual reporting workflows leave leaders flying blind. With clean data feeding into dashboards, you **get actionable insights, not just backward-looking reports.** Leaders can spot trends and steer the firm proactively.

TIP



Rank these issues by impact. Which ones hit your margins hardest? Which ones keep the leadership team up at night? How much time and money would a PSA save?

1

Key steps to selecting the right PSA

Involve the right people early

PSA software touches almost every corner of your business. The smartest firms pull together a **buying team** that reflects this reality. Here's why:

- You need buy-in from those who will **actually use the system day-to-day**.
- You need **perspectives from project leads, finance, and operations** - not just IT.
- You need someone with enough authority (and tenacity) to **own the process, drive change, and keep things on track**.

We break down the main pain points and priorities of each core role. By understanding what matters to each group, you can make a smarter, more inclusive decision, and **set your PSA implementation up for success**.


C-Suite



Operations



Finance



Consultants

2

CEOs / Founders

CLARITY, CONTROL, AND GROWTH

CEOs / Founders are ultimately accountable for the firm's trajectory. **Visibility is a perennial problem:** too often, they rely on fragmented reports, gut feel, and post-hoc analysis to understand how projects are performing or whether growth targets are realistic. They can see the gaps between forecast and reality, the missed opportunities, and the inefficiencies that sap margin.

A modern PSA platform turns anecdote into evidence. CEOs finally get a **single source of truth for project status, resource utilization, and revenue forecasts**. This means **better, faster decisions**. It also means you can spot trouble early, whether that's a project going sideways, a resourcing crunch, or a pipeline gap. Most importantly, PSA systems free directors from the day-to-day firefighting, so they can focus on strategic growth - and even exit.



Main benefits for CEOs / Founders:

- ▶ Better decision-making with real-time insights
- ▶ Early risk detection and control
- ▶ Higher productivity, staff satisfaction and trust
- ▶ Improved profitability and efficiency
- ▶ Business case for PE & investment

Operations

EFFICIENCY AND EXECUTION

Operations teams are the engine room. Their world is defined by bottlenecks and manual processes that gum up the works. They juggle **multiple systems: spreadsheets, email, a patchwork of tools that don't talk to each other**. This fragmentation inevitably leads to errors and delays.

A well-implemented PSA platform centralizes the core operational workflow: project planning, resource allocation, time tracking, and more. It can **automate routine tasks and provides real-time visibility into who's working on what**, where the blockers are, and what's coming next. This means **less time spent firefighting, and more time spent on value-adding work. Scale without adding unnecessary overhead.**



Main benefits for operations teams:

- ▶ Clear, unified project visibility
- ▶ Streamlined resource planning
- ▶ Process automation
- ▶ Seamless collaboration
- ▶ Data-driven decision making

Finance

ACCURACY, PREDICTABILITY, AND PROFITABILITY

Finance leads are stuck in a balancing act. They have to **reconcile project delivery with billings, chase down timesheets, and try to forecast cashflow with incomplete data**. Spreadsheets proliferate, mistakes creep in, and the month-end close becomes a marathon. It can feel like you're always a step behind, reacting instead of planning.

PSA software brings rigor and consistency to your numbers. **Automated time and expense tracking, real-time project financials, and seamless integration with accounting systems** means you finally see the full financial picture. Margin leakage becomes visible... and addressable. Forecasting accuracy improves, and compliance headaches fade. PSA helps finance teams gain the confidence to **steer the business proactively, not just report on it after the fact**.



Main benefits for finance teams:

- ▶ Accurate, up-to-date data
- ▶ Streamlined billing and invoicing
- ▶ Real-time margin visibility
- ▶ Improved forecasting and planning
- ▶ Smoother month- and year-end close

Consultants

SIMPLICITY AND TRANSPARENCY

Consultants want to focus on delivering great work, not wrestling with admin. **Burdensome timesheets, confusion over project scope, and unclear expectations all erode morale and productivity.** Without a clear view of project goals and individual responsibilities, even the best consultants can feel disconnected or undervalued.

A PSA platform streamlines the admin. Consultants get **intuitive tools for logging time, tracking progress, and understanding what's expected without wading through clunky systems.** They can see how their work contributes to the bigger picture, which fosters engagement and accountability. **Less frustration, more focus on delivering value to clients.**



Main benefits for consultants:

- ▶ Work on projects that match their skills
- ▶ Clarity on workload and priorities
- ▶ A smoother day-to-day experience
- ▶ More time for meaningful work

Key steps to selecting the right PSA

Research and shortlist vendors

Once you've put together the right team and defined your needs, it's time to search the market and evaluate your options.

Use trusted software review sites like **G2** or **Capterra** to explore the market, but avoid being swayed solely by high ratings. Instead, **focus on vendors that align with your firm's size, sector, and growth stage**. For example, some tools are designed for small teams, while others are better suited to large, complex organizations.

Pay close attention to whether the software is built specifically for professional services or consulting firms. This ensures the features and workflows are tailored to your way of working rather than adapted from unrelated industries. **CMap, for instance, is purpose-built for consulting firms and includes capabilities that scale from boutique consultancies to large enterprises.**

If you're researching vendors, you can start by booking a free CMap demo with our experts.

[Book a demo](#)

3

Key steps to selecting the right PSA

Schedule demos focused on your needs

Once you have a shortlist of PSA vendors, arrange live demonstrations with each one. **A good demo should go far beyond a generic product tour**; it should focus on the areas that matter most to your business. Before the session, **prepare a clear list of your firm's key requirements** and pain points that you've highlighted beforehand.

During the demo, pay close attention to how easily the software handles your critical processes. PSA tools are not one-size-fits-all, so what works for one firm may not suit yours. **Look for intuitive workflows, minimal clicks for routine tasks, and clear reporting dashboards.**

Key questions to ask during a demo:

- ▶ Can the vendor provide a demo using a sample of your actual project structure and data?
- ▶ Is the software easy to use, and can your consultants pick it up fast, or will it sit unused?
- ▶ Will this tool still work when you double headcount or expand service lines?
- ▶ Is the PSA modern and cloud-based, or clunky with on-premise installs?
- ▶ Can it connect with your finance, CRM, and HR tools?
- ▶ Does reporting give real-time, actionable insight or just static exports?

Key steps to selecting the right PSA

Defining and measuring success

You can't manage what you don't measure. Before you buy, here are the KPIs that matter most:

Project margin

Gross and net

Utilization rates

*By individual, team,
and practice*

**Average days to
invoice/payment**

**Forecast
accuracy**

Client satisfaction

Net promoter score

Set targets for improvement. If a PSA system can't demonstrably move these needles, it's not worth your time. This upfront analysis gives you a yardstick to measure ROI, not just anecdotal "it feels better" feedback.

TIP: You can use CMap's AI Agent to calculate the potential ROI of using a PSA for your consulting firm.

Calculate your ROI

5

Key steps to selecting the right PSA

The cost of standing still

It's tempting to delay technology investments, especially if current systems aren't on fire. **But inertia is rarely neutral.** The costs of maintaining the status quo are real and compound over time:

- ▶ **Eroded margins:** Inefficiencies quietly eat into profits, project by project.
- ▶ **Staff churn:** Frustrated consultants don't stick around, and onboarding new ones isn't cheap.
- ▶ **Lost business:** Poor forecasting or slow responses mean missed opportunities and weaker client relationships.
- ▶ More time for meaningful work

Leadership teams often underestimate these costs because they're diffuse and incremental. But add them up over a year or five and the picture gets stark.

Key steps to selecting the right PSA

Common pitfalls to avoid

Overbuying:

Paying for functionality you will never use can bloat your costs and add unnecessary complexity for your team. **Start by prioritizing the capabilities that solve your immediate challenges** and directly support your goals. Features that do not serve a clear purpose today can often be added later if your needs change.

Underestimating change management:

Even the best PSA system will fail to deliver if your team is not prepared to use it effectively. **A smooth transition requires clear communication, hands-on training, and a realistic adjustment period.** Map out how your current processes will change, identify potential points of resistance, and involve end users early to build buy-in. **Process tweaks can be as important as the technology itself, so factor them into your timeline and budget.**

Monitor key metrics regularly:

If the reporting tools cannot deliver the specific insights you need, you risk replacing one opaque system with another. Test the reporting capabilities during the demo stage with your own data. **Make sure you can filter, drill down, and export data without relying on technical support for every query.**

7

Key steps to selecting the right PSA

Implementation

Effective implementation is essential to maximize the value of your PSA software. Here are tips to help you succeed:

Start with core features:

Focus first on core functionalities like time tracking and project management, then gradually roll out advanced features like forecasting and CRM integration.

Designate PSA champions:

Appoint a few team members as PSA champions who can assist with training and troubleshooting, fostering smooth adoption across the firm.

Monitor key metrics regularly:

Set monthly or quarterly reviews to track KPIs, adjust processes as needed, and ensure that the software is delivering expected results.

If you want to learn more about implementation strategies, take a look at our step-by-step digitalization guide:

[Read the guide](#)

What sets CMap apart

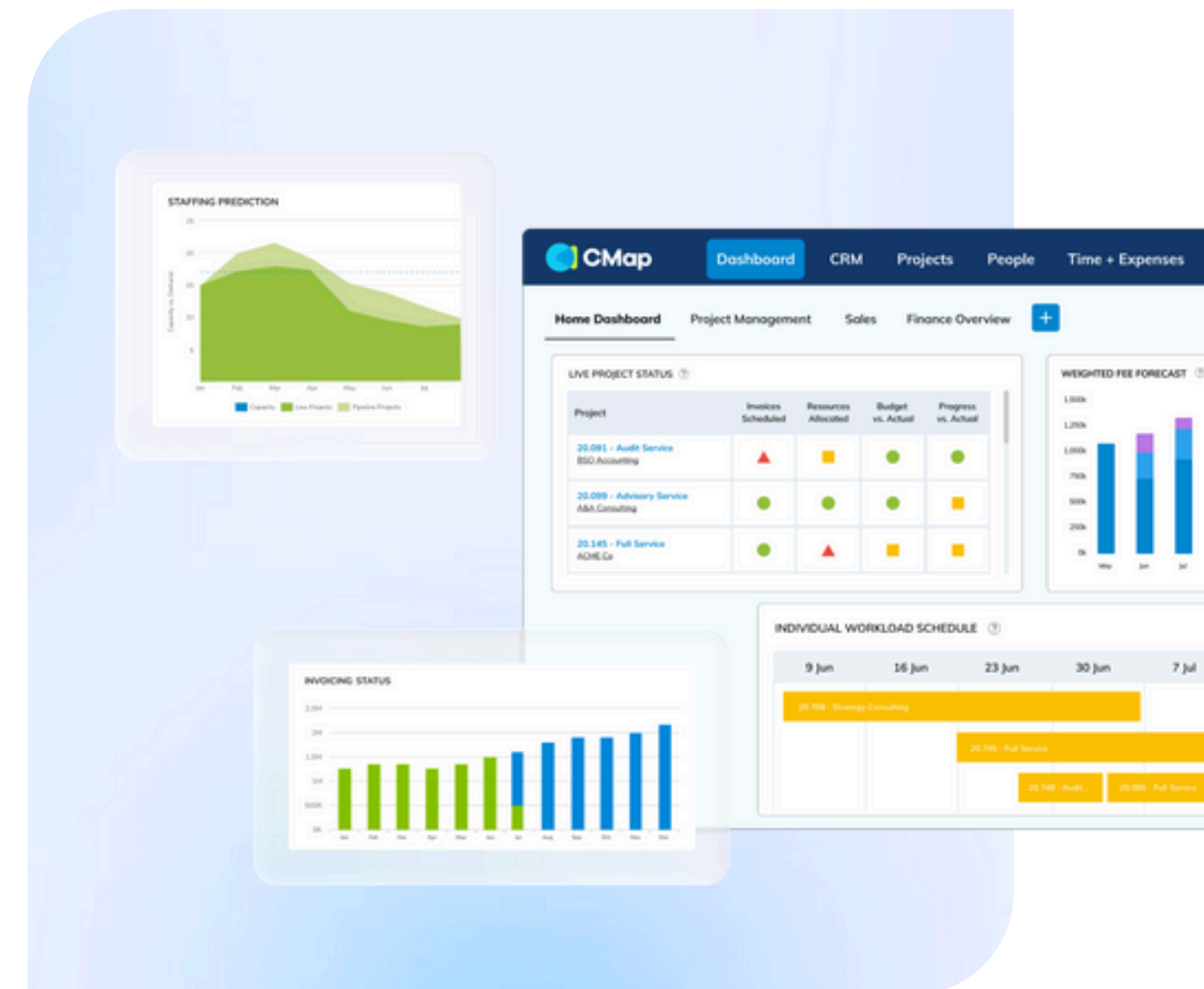
Built for consulting firms

The PSA market is crowded with tools that claim to serve all “professional services” businesses. In reality, consulting has unique rhythms: custom rates and roles, shifting teams, high expectations for utilization, and an ever-present pressure on margins. CMap was designed with these realities in mind. **From day one, our platform has focused on the needs of management, technology, and life sciences consulting firms, rather than treating consulting as a side note.**

Where other systems force you to adapt your processes, **CMap adapts to how consulting firms actually operate.** You’ll find project accounting that reflects how consultants budget. Resource management that understands the difference between junior analysts and partners. Reporting that surfaces the KPIs your board actually wants to see.

Whether you’re a 20-person boutique or a 2,000-strong global consultancy, your PSA should support your growth, not slow you down with complexity or cost. CMap is built to scale with you. **Smaller firms get a streamlined, easy-to-deploy solution that doesn’t require an army of IT staff.** As you add people, projects, and geographies, CMap’s capabilities adapt.

We’ve helped firms through every growth stage: doubling in size, launching new service lines, and expanding overseas. The platform’s modular approach means you turn on advanced features only when you need them. The result is a system that always fits: **never bloated, never restrictive.**



Final thoughts

Checklist

MAKE SURE YOUR CHOSEN PSA HAS:

Rapid onboarding

Get operating in weeks, not months.



Unified platform

Project management, resource planning, CRM, and billing in a single platform.



Real-time dashboards

Customized for leadership, project managers, and finance roles.



Scalable permissions

Add new users, teams, or service lines as you grow.

[Book a demo](#)



www.cmap.io