

Preparation of Comirnaty 10mcg (5-11 years) vaccine

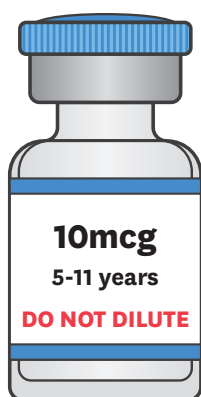
1. Single dose vial (SDV)

- Contains one dose of vaccine
- Light blue cap
- 0.3mL dose

DO NOT DILUTE

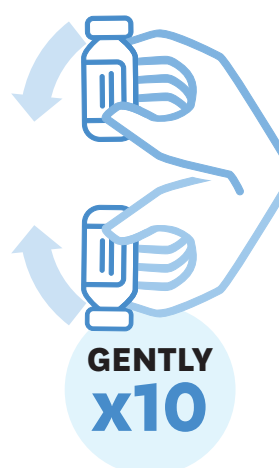
Check each dose is exactly 0.3mL.

Vial has excess volume to allow for use of different types of syringes and needles.



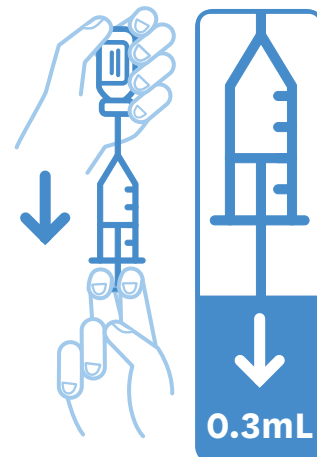
- All Comirnaty vaccines must be given with a primed needle. This means you must draw up and administer with the same needle
- Check the vaccine name is Comirnaty 10mcg (5 to 11 years) with light blue cap
- Check vaccine is within expiry date (on box) and record sub batch and expiry information on blue vaccine label
- Return box to fridge

4. Vaccine preparation



Gently invert vaccine vial 10 times. Do not shake.

After inverting, vaccine should appear as a clear to slightly opalescent solution with no visible particles. Do not use if discoloured or particles visible.



Using aseptic technique, remove the cap and withdraw 0.3mL.

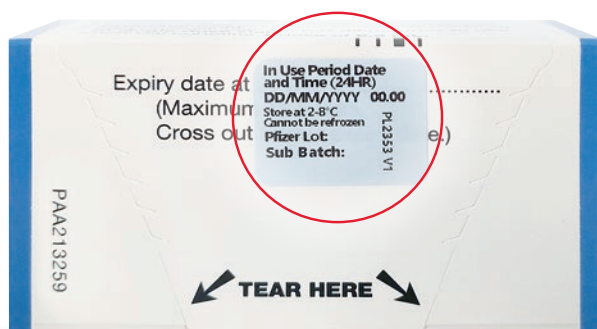
Adjust to remove air bubbles while needle still in vial. Carefully replace the needle guard.

Discard vial with any excess.

2. Vaccine storage

Vaccine is stored long term in freezers and arrives defrosted. Once defrosted, the vaccine must be used within 10 weeks. The updated expiry is recorded on the vaccine box (expires at end of day of the date marked on box). It is recommended that a vaccine dose is administered as soon as possible after drawing up into a syringe.

Vaccine can be handled in room light. Avoid direct exposure to sun and ultraviolet light. Prior to inverting, vaccine may contain white to off-white opaque amorphous particles.



3. Follow best practice in preparing vaccine

- Follow infection prevention policies such as cleaning surfaces, using hand hygiene, and aseptic technique
- Each dose of vaccine should be drawn up as required
- Equipment available via Inventory portal includes SOL-M syringe, 16mm X 25G needles and vaccine labels
- There is no longer a requirement to complete the vaccine record document (*continued opposite*)

5. Final checks

Second checker: Independently verify the vaccine name, strength, syringe volume of 0.3mL, and no discolouration or particles observed.

- If preparing different Comirnaty vaccine strengths, use different coloured trays to reduce risk of error
- Ensure needle length is appropriate for consumer
- Ensure the sub-batch number and expiry date from box is documented post-vaccination

Call 0800 IMMUNE (0800 466 863) for clinical advice