



Don't see your worksite?
Let us know!

ADM Access Report for Plant & Mill Worksites

Eliza Filler, Business Development Representative


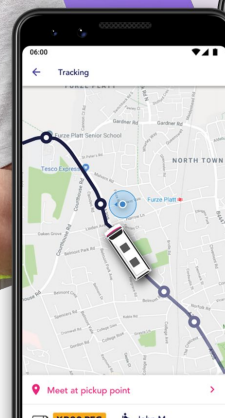
617-682-2022

eliza.filler@zeelo.us



3min ago

Your Zeelo is on its way!
Meet at pickup location at 07:27.



What is an access report?

- An evaluation of commute options available to a current employee or candidate.
- Analysis of key recruitment locations powered by census data for the site location.
- **Don't see your worksite listed in this report? Let us know, Zeelo will build out a report for your location.**

Why does it matter?

- Restricted transportation options lead to a significantly tighter recruitment pool.
- This has a knock-on effect to key performance metrics: early leavers, overall staff retention, employee wellbeing, productivity and overall candidate quality.
- Cost of living for employees is significantly impacted by travel to work affecting wellbeing.

What have clients achieved by using Zeelo?

- Current Zeelo services have seen an Increase of 78% in recruitment.
- 70% rate of staff retention among Zeelo clients improved after 12 months on average.
- On-Site attendance increased 62% with current clients with a supported Zeelo service.
- Conversion of temporary agency to direct staff savings.
- Higher engagement and employee satisfaction.



The Zeelo Service is important for me to get to work

95%

Strongly Agree / Agree



"It makes my transport to work much cheaper and much easier"

- Rider 2022

I cannot get to work without the Zeelo service.

75%

Strongly Agree / Agree



"Without the Zeelo Bus, I can't afford a bus or taxi going to work each day."

- Rider 2022

The Zeelo Service was important for me accepting my job

80%

Strongly Agree / Agree



vs Zeelo average - 73%



Having access to the Zeelo service has improved my mental wellbeing at work.

91%

Strongly Agree / Agree



"The Zeelo service makes me more relaxed during my work time. I can concentrate better!" – **Rider 2022**

Does riding with Zeelo save you time every day?

88%

YES



45% 0–30 minutes

37% 30–60 minutes

7% 120 minutes +

Do you save money by riding the service? (per week)

93%

YES



25% \$5–\$10

30% \$10–\$20

25% More than \$30

ADM Plant & Mills

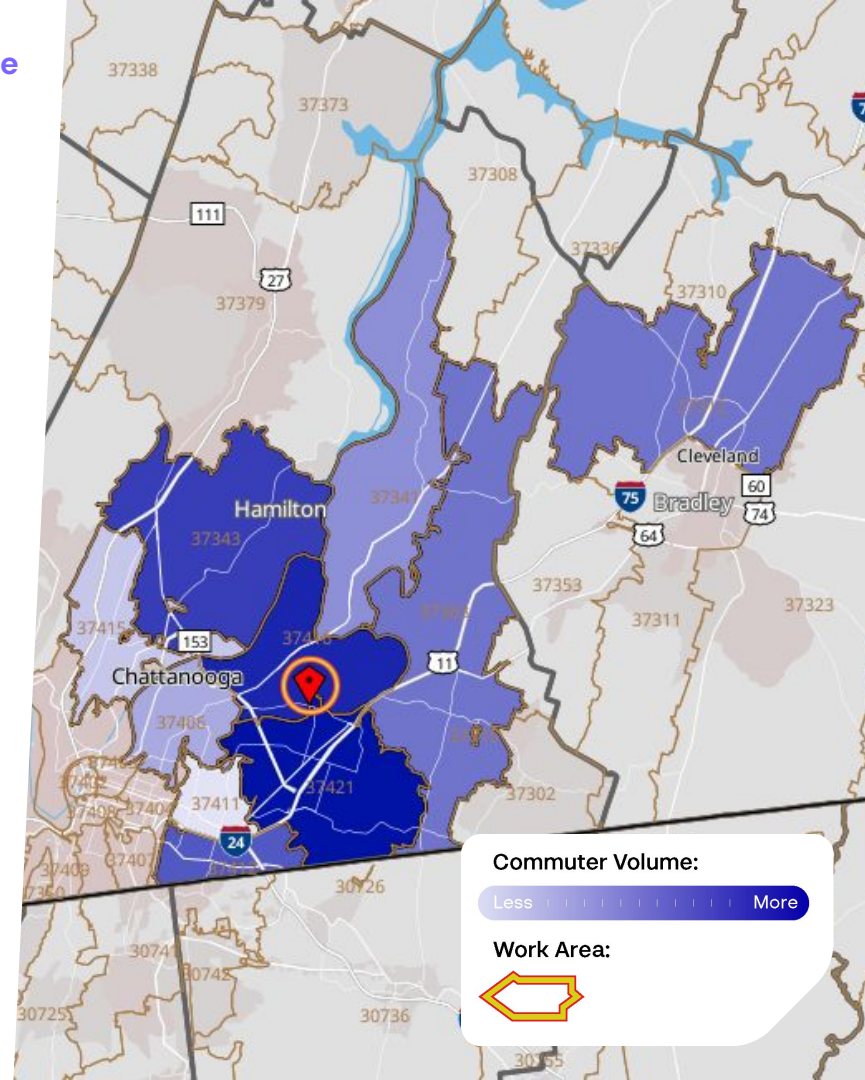
Tennessee

Where is the workforce traveling from?

Cleveland, Hamilton, East Ridge

Analysis:

- 90% of workforce commutes from different zip codes.
- This map is color coded based on where the workforce is commuting from, see the legend for more information.
- This is filtered to Individuals making between \$15,000 and \$40,000 per year.
- To ensure you can attract workers in these areas, we recommend introducing a private service which provides easier access to site from each of these locations.
- See example routes on the next slide, along with an overview of private transport times and associated costs.



Employee Commute Analysis for Chattanooga, Tennessee

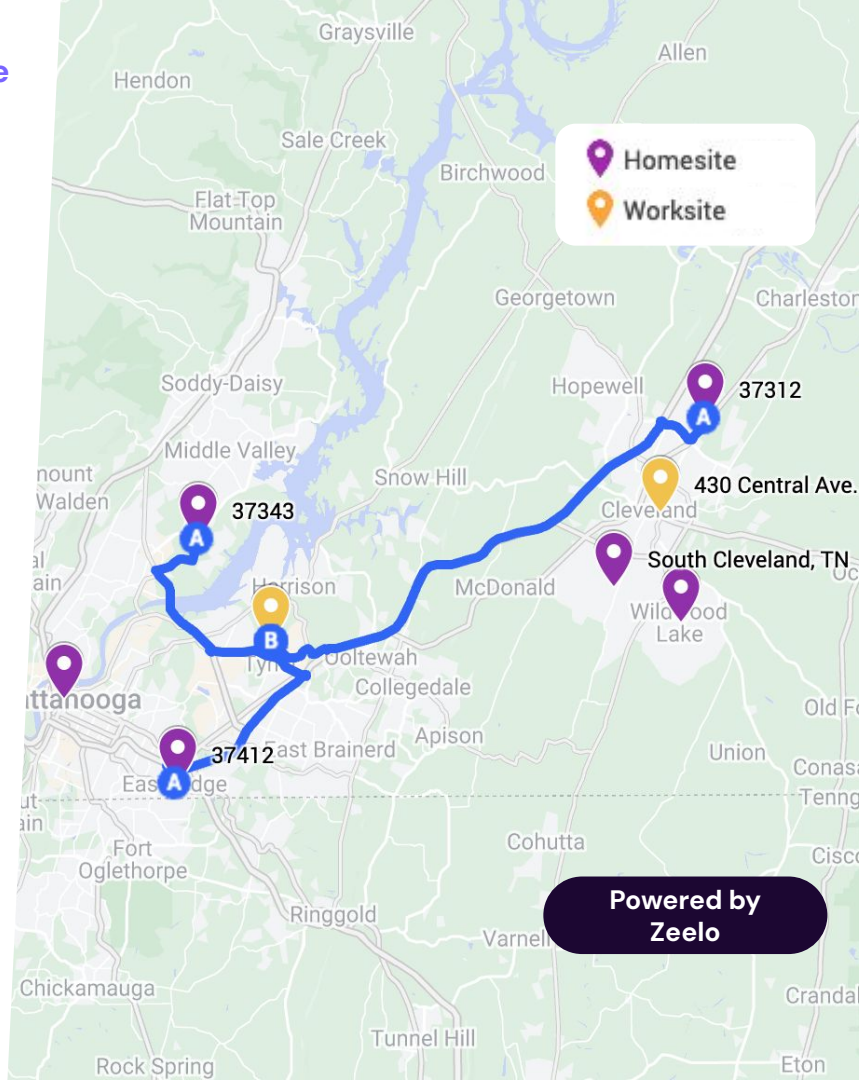
	Cleveland	Hamilton	East Ridge
Zeelo Ride Time	24.0 mi	10.4 mi	11.6 mi
	44 mins	25 mins	27 mins
	\$5/trip*	\$5/trip*	\$5/trip*
Car Travel	24.0 mi	10.4 mi	11.6 mi
	29 mins	18 mins	18 mins
	\$17.28/trip**	\$7.49/trip**	\$8.35/trip**
Public transit	No Route Found	No Route Found	No Route Found

Analysis:

- Limited alternatives to private transportation.
- Public transit limits shift options. Routes were not found for some locations.
- Zeelo can provide a cost efficient alternative to private car transportation.

*On Average, riders on Zeelo services pay \$0 - \$5 per trip.

**Cost of driving per mile estimated using [AAA your driving costs fact sheet](#) (2022)



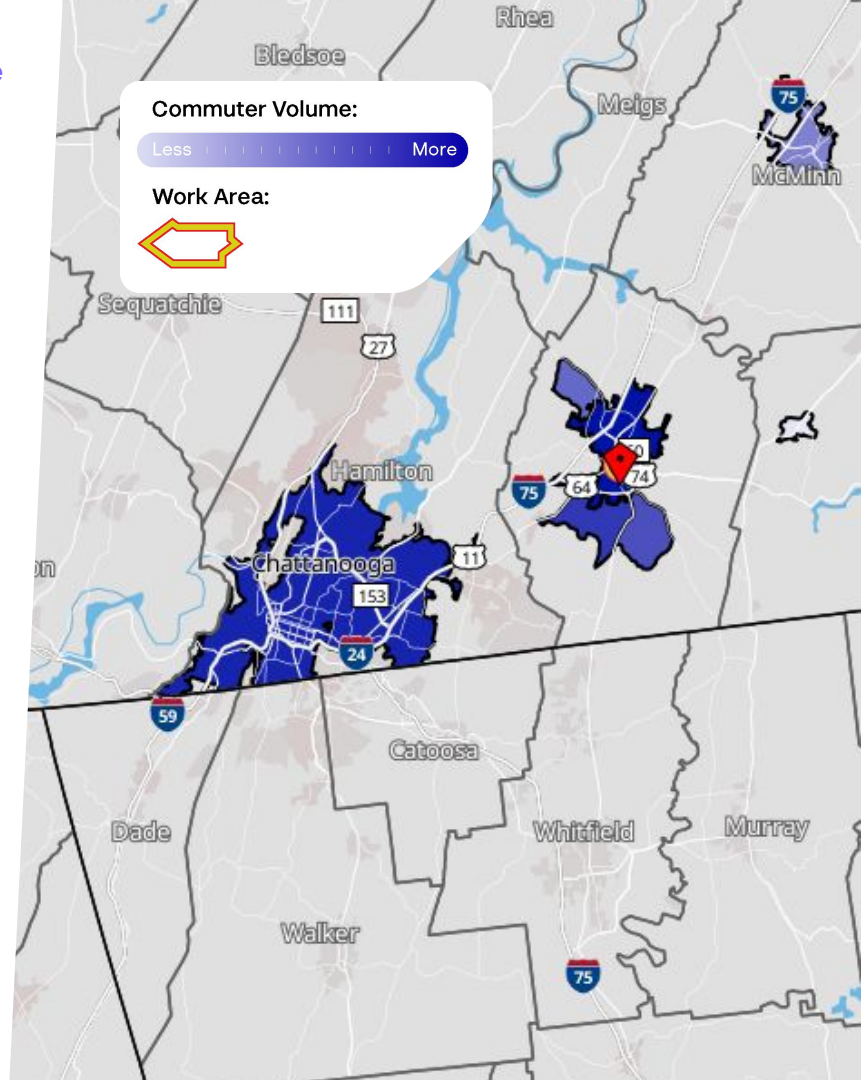
Employee Recruitment Analysis for Cleveland, Tennessee

Where is the workforce traveling from?

Chattanooga, South Cleveland, Wildwood Lake

Analysis:

- 70% of workforce commutes from outside Cleveland.
- This map is color coded based on where the workforce is commuting from, see the legend for more information.
- This is filtered to Individuals making between \$15,000 and \$40,000 per year.
- To ensure you can attract workers in these areas, we recommend introducing a private service which provides easier access to site from each of these locations.
- See example routes on the next slide, along with an overview of private transport times and associated costs.



Employee Commute Analysis for Cleveland, Tennessee

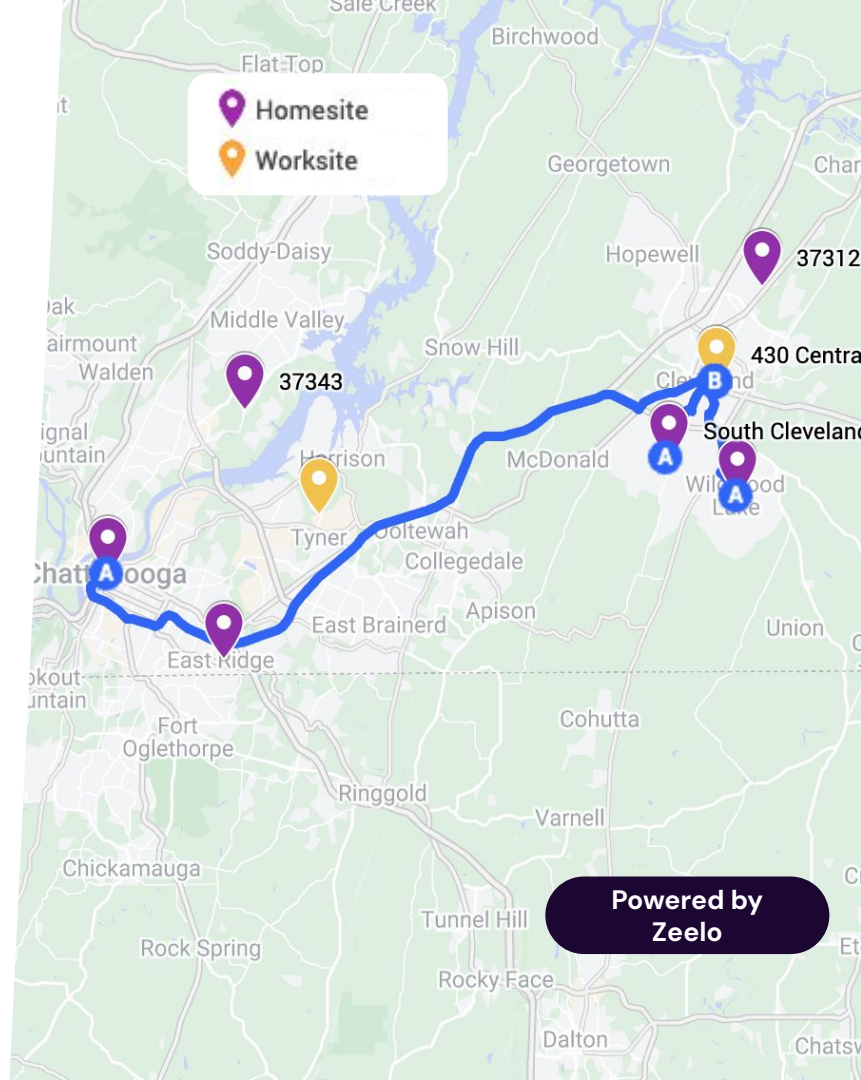
	Chattanooga, TN	South Cleveland, TN	Wildwood Lake, TN
Zeelo Ride Time	32.8 mi	4.3 mi	5.4 mi
	56 mins	10 mins	13 mins
	\$5/trip*	\$5/trip*	\$5/trip*
Car Travel	32.8 mi	4.3 mi	5.4 mi
	37 mins	9 mins	11 mins
	\$23.62/trip**	\$3.10/trip**	\$3.89/trip**
Public transit	No Route Found	No Route Found	No Route Found

Analysis:

- Limited alternatives to private transportation.
- Public transit limits shift options. No routes were found for these locations.
- Zeelo can provide an efficient alternative to private car transportation.

*On Average, riders on Zeelo services pay \$0 - \$5 per trip.

**Cost of driving per mile estimated using [AAA your driving costs fact sheet](#) (2022)



ADM Plant & Mills

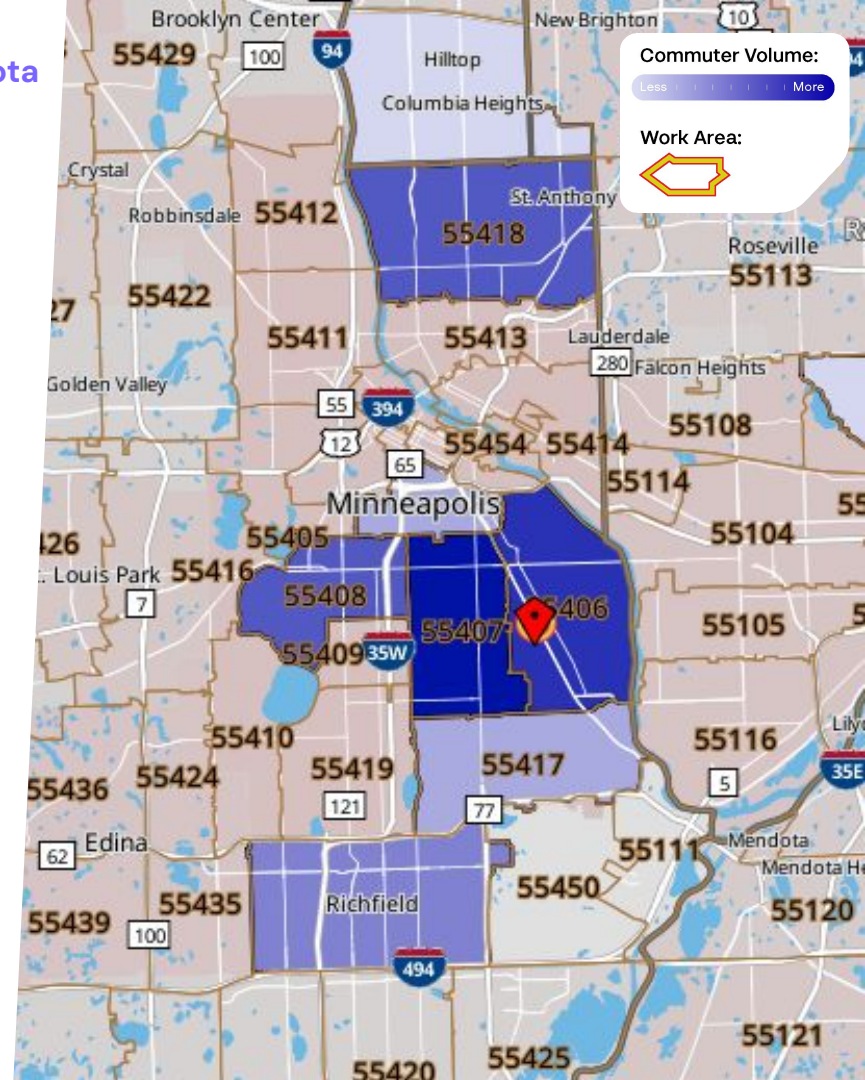
Minnesota

Where is the workforce traveling from?

Minneapolis Zip Codes: 55407, 55408, 55418

Analysis:

- 90% of workforce commutes from different zip codes
- This map is color coded based on where the workforce is commuting from, see the legend for more information.
- This is filtered to Individuals making between \$15,000 and \$40,000 per year.
- To ensure you can attract workers in these areas, we recommend introducing a private service which provides easier access to site from each of these locations.
- See example routes on the next slide, along with an overview of private transport times and associated costs.



Employee Commute Analysis for Minneapolis, Minnesota

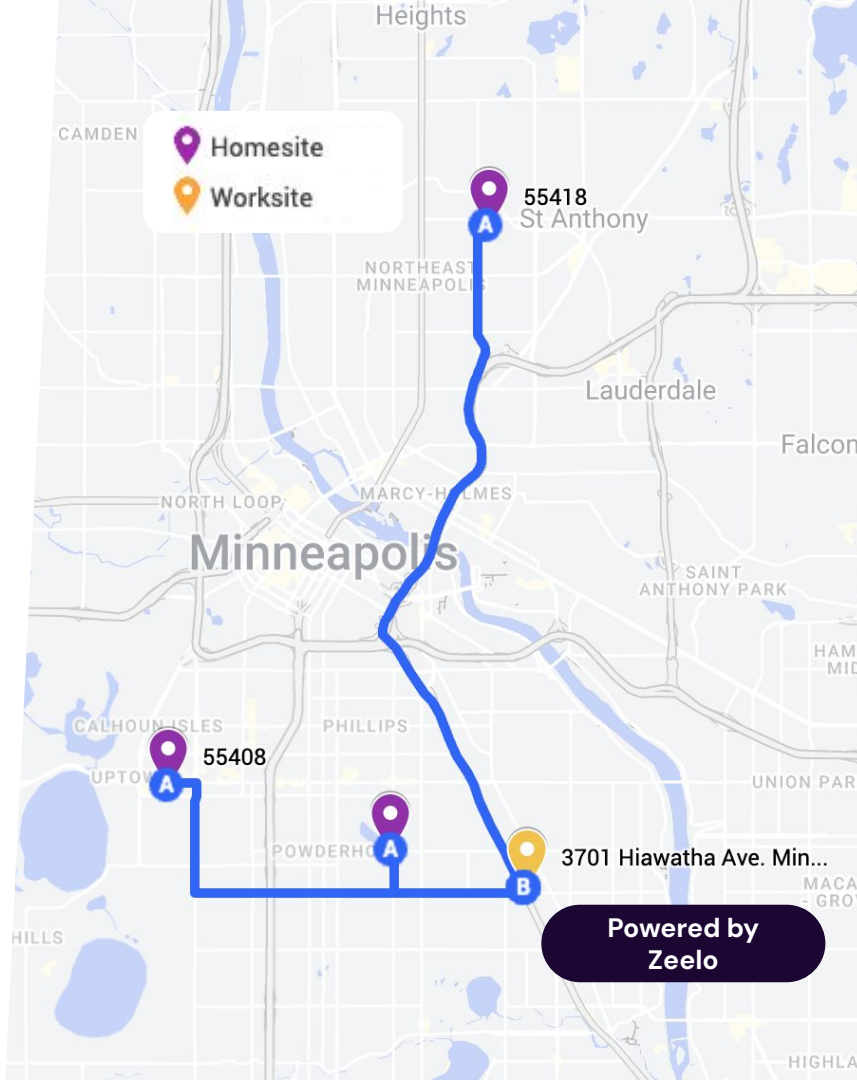
	55407	55408	55418
Zeelo Ride Time	1.7 mi	4.3 mi	6.7 mi
	4 mins	10 mins	16 mins
	\$5/trip*	\$5/trip*	\$5/trip*
Car Travel	1.7 mi	4.3 mi	6.7 mi
	6 mins	16 mins	14 mins
	\$1.22/trip**	\$3.10/trip**	\$4.82/trip**
Public transit	1.7 mi	4.3 mi	6.7 mi
	17 mins	51 mins	47 mins

Analysis:

- Limited alternatives to private transportation.
- Public transit limits shift options.
- Zeelo can provide a time efficient alternative to private transportation.

*On Average, riders on Zeelo services pay \$0 - \$5 per trip.

**Cost of driving per mile estimated using [AAA your driving costs fact sheet](#) (2022)



Powered by
Zeelo

ADM Plant & Mills

Indiana

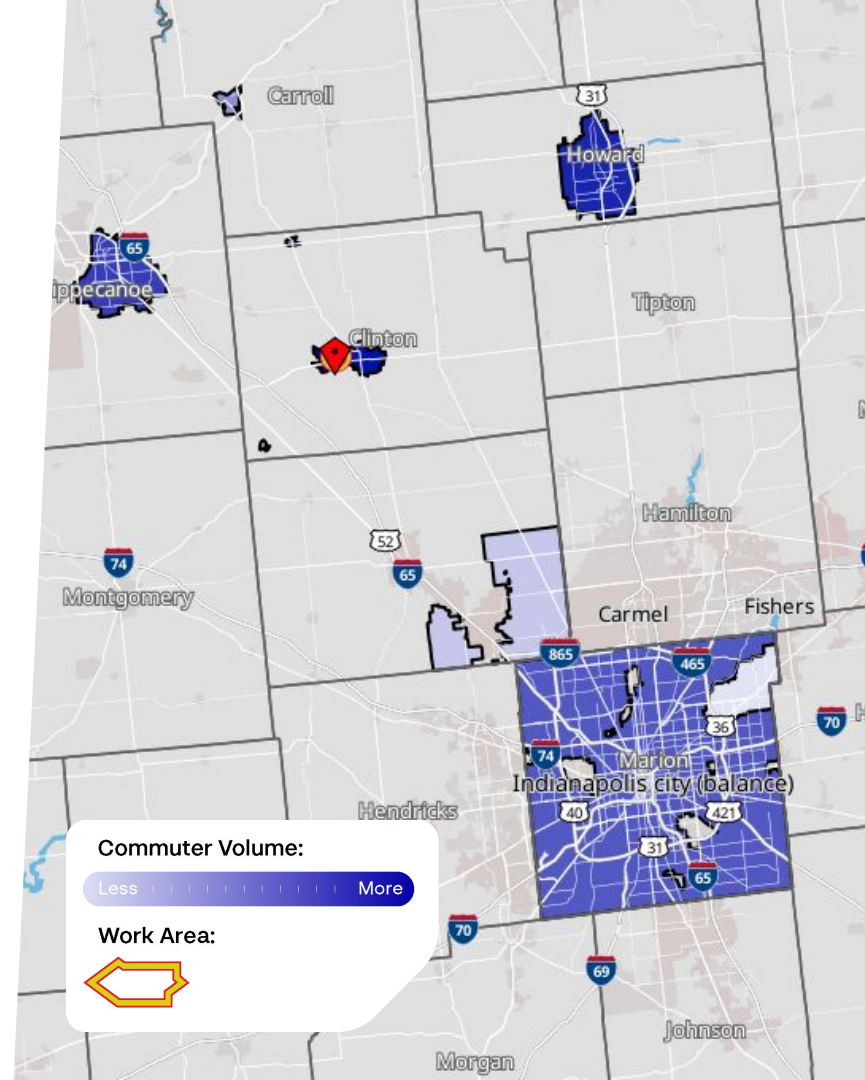
Employee Recruitment Analysis for Frankfort, Indiana

Where is the workforce traveling from?

Kokomo, Lafayette, Indianapolis

Analysis:

- 65% of workforce commutes from outside Frankfort.
- This map is color coded based on where the workforce is commuting from, see the legend for more information.
- This is filtered to Individuals making between \$15,000 and \$40,000 per year.
- To ensure you can attract workers in these areas, we recommend introducing a private service which provides easier access to site from each of these locations.
- See example routes on the next slide, along with an overview of private transport times and associated costs.



Employee Commute Analysis for Frankfort, Indiana

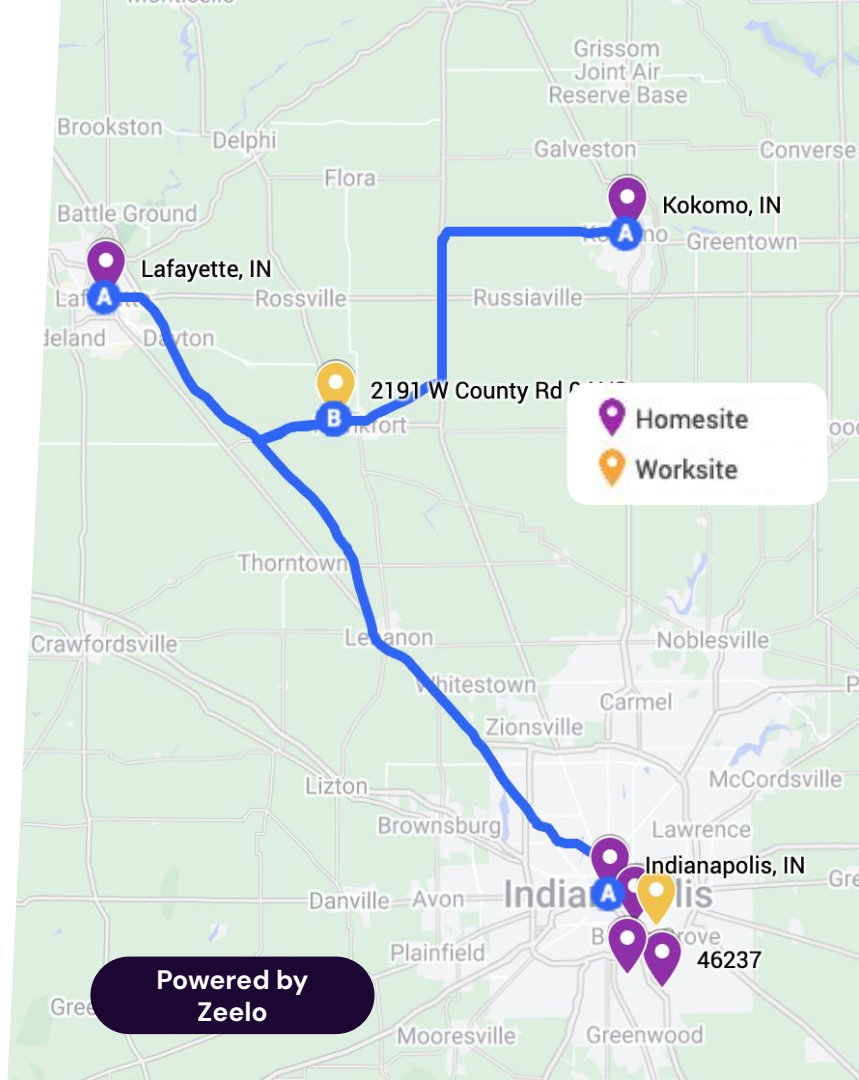
	Lafayette, IN	Kokomo, IN	Indianapolis, IN
Zeelo Ride Time	24.1 mi	33.9 mi	52.5 mi
	45 mins	71 mins	84 mins
	\$5/trip*	\$5/trip*	\$5/trip*
Car Travel	24.1 mi	33.9 mi	52.5 mi
	30 mins	47 mins	56 mins
	\$17.35/trip**	\$24.41/trip**	\$37.80/trip**
Public transit	No Route Found	No Route Found	No Route Found

Analysis:

- Limited alternatives to private transportation.
- Public transit limits shift options. No routes were found for these locations.
- Zeelo can provide a cost efficient alternative to private car transportation.

*On Average, riders on Zeelo services pay \$0 - \$5 per trip.

**Cost of driving per mile estimated using [AAA your driving costs fact sheet](#) (2022)

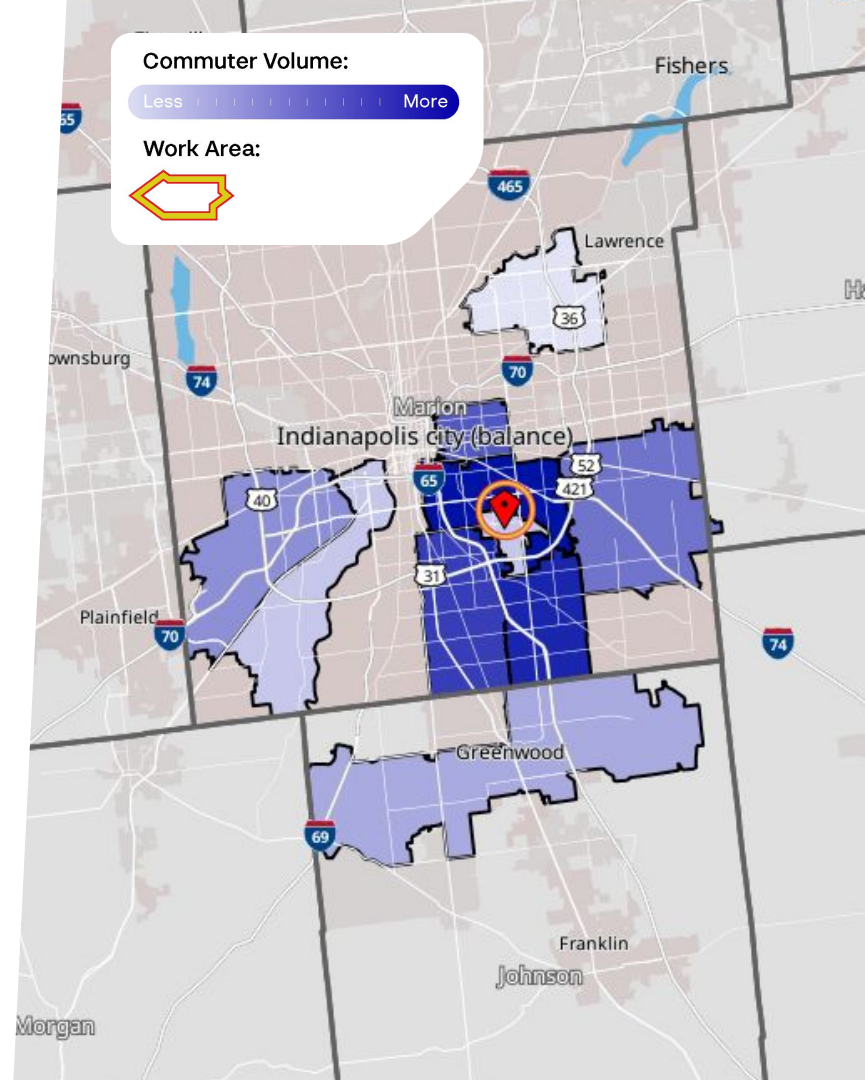


Where is the workforce traveling from?

Indianapolis Zip Codes: 46203, 46237, 46227

Analysis:

- 90% of workforce commutes from different zip codes.
- This map is color coded based on where the workforce is commuting from, see the legend for more information.
- This is filtered to Individuals making between \$15,000 and \$40,000 per year.
- To ensure you can attract workers in these areas, we recommend introducing a private service which provides easier access to site from each of these locations.
- See example routes on the next slide, along with an overview of private transport times and associated costs.



Employee Commute Analysis for Beech Grove, Indiana

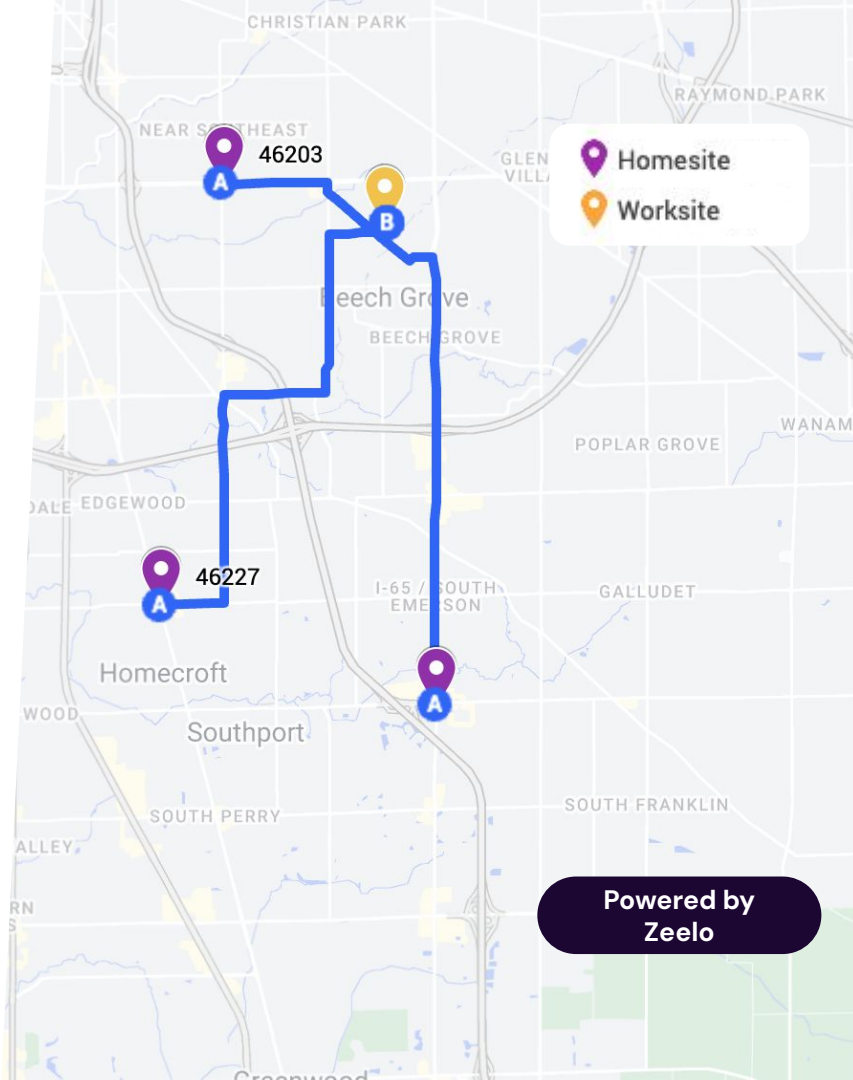
	46203	46237	46227
Zeelo Ride Time	1.9 mi	5.1 mi	5.8 mi
	5 mins	12 mins	14 mins
	\$5/trip*	\$5/trip*	\$5/trip*
Car Travel	1.9 mi	5.1 mi	5.8 mi
	5 mins	13 mins	13 mins
	\$1.37/trip**	\$3.67/trip**	\$4.18/trip**
Public transit	1.9 mi	5.1 mi	5.8 mi
	45 mins	1 hour 8 mins	1 hour 16 mins

Analysis:

- Public transit limits shift options.
- Zeelo can provide a time efficient alternative to private transportation.

*On Average, riders on Zeelo services pay \$0 - \$5 per trip.

**Cost of driving per mile estimated using [AAA your driving costs fact sheet](#) (2022)





Next Steps

Zeelo can make custom reports for your worksite. Reach out and let us know if we missed your worksite in this report.

If transportation can help your sites, here's the next steps:

- Book a free consultation and data report with your Zeelo representative
- Zeelo will map employee/candidate postcode for sites
- Flexible routing to maximize recruitment pool
- Assessment of expected ROI from launching a private route

Eliza Filler, Business Development

Representative

eliza.filler@zeelo.us

617-682-2022