



Cargill Access Report for Plant Worksites

Eliza Filler, Business Development Representative


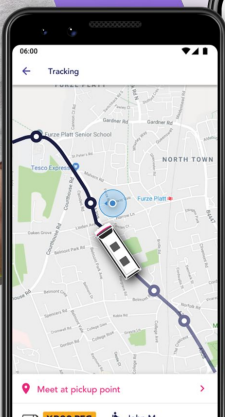
617-682-2022

eliza.filler@zeelo.us

Don't see your worksite?
Let us know!



zeelo ZEELO 3min ago
Your Zeelo is on its way!
Meet at pickup location at 07:27.



What is an access report?

- An evaluation of commute options available to a current employee or candidate.
- Analysis of key recruitment locations powered by census data for the site location.
- **Don't see your worksite listed in this report? Let us know, Zeelo will build out a report for your location.**

Why does it matter?

- Restricted transportation options lead to a significantly tighter recruitment pool.
- This has a knock-on effect to key performance metrics: early leavers, overall staff retention, employee wellbeing, productivity and overall candidate quality.
- Cost of living for employees is significantly impacted by travel to work affecting wellbeing.

What have clients achieved by using Zeelo?

- Current Zeelo services have seen an increase of 78% in recruitment.
- 70% rate of staff retention among Zeelo clients improved after 12 months on average.
- On-Site attendance increased 62% with current clients with a supported Zeelo service.
- Conversion of temporary agency to direct staff savings.
- Higher engagement and employee satisfaction.

The Zeelo Service is important for me to get to work

95%

Strongly Agree / Agree



"It makes my transport to work much cheaper and much easier"
- Rider 2022

I cannot get to work without the Zeelo service.

75%

Strongly Agree / Agree



"Without the Zeelo Bus, I can't afford a bus or taxi going to work each day."
- Rider 2022

The Zeelo Service was important for me accepting my job

80%

Strongly Agree / Agree




vs Zeelo average - 73%

Having access to the Zeelo service has improved my mental wellbeing at work.

91%
Strongly Agree / Agree



 "The Zeelo service makes me more relaxed during my work time. I can concentrate better!" – Rider 2022

Does riding with Zeelo save you time every day?

88%
YES



45% 0-30 minutes
37% 30-60 minutes
7% 120 minutes +

Do you save money by riding the service? (per week)

93%
YES



25% \$5-\$10
30% \$10-\$20
25% More than \$30

Cargill Plants
Arkansas

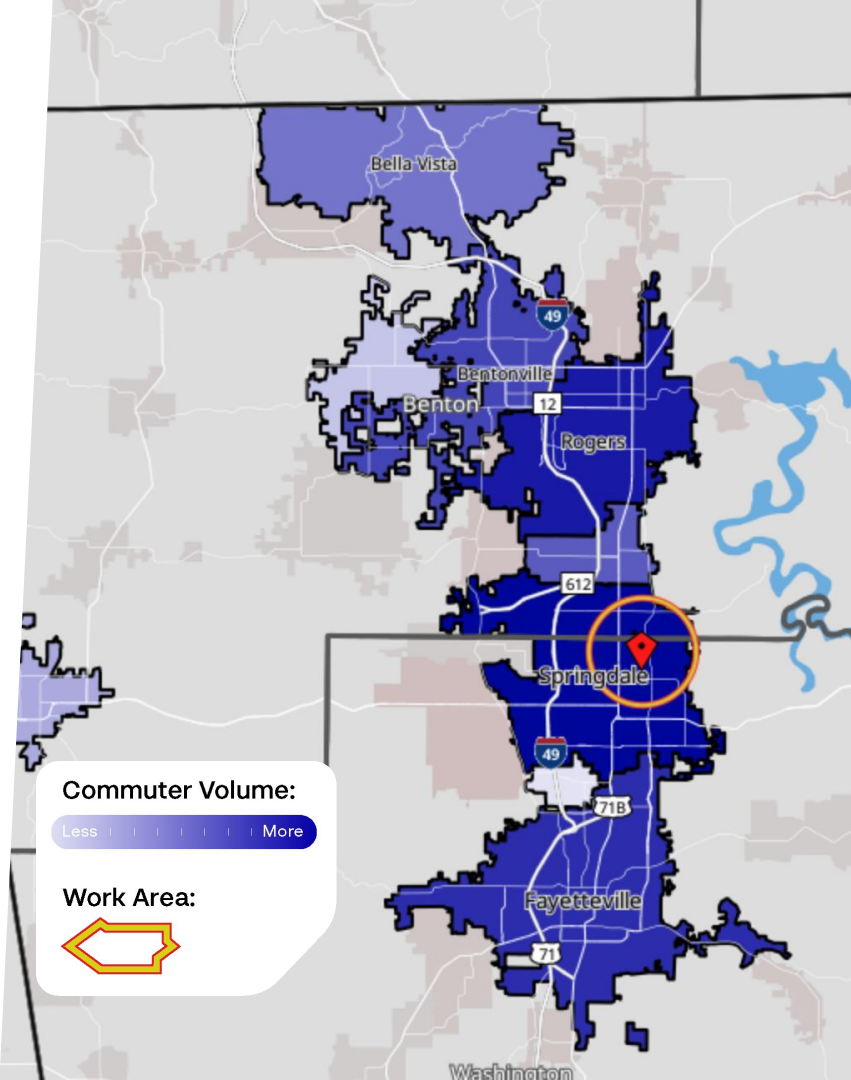
Employee Recruitment Analysis for Springdale, Arkansas

Where is the workforce traveling from?

Rogers, Fayetteville, Bentonville

Analysis:

- 70% of workforce commutes from outside Springdale
- This map is color coded based on where the workforce is commuting from, see the legend for more information.
- This is filtered to Individuals making between \$15,000 and \$40,000 per year.
- To ensure you can attract workers in these areas, we recommend introducing a private service which provides easier access to site from each of these locations.
- See example routes on the next slide, along with an overview of private transport times and associated costs.



Employee Commute Analysis for Springdale, Arkansas

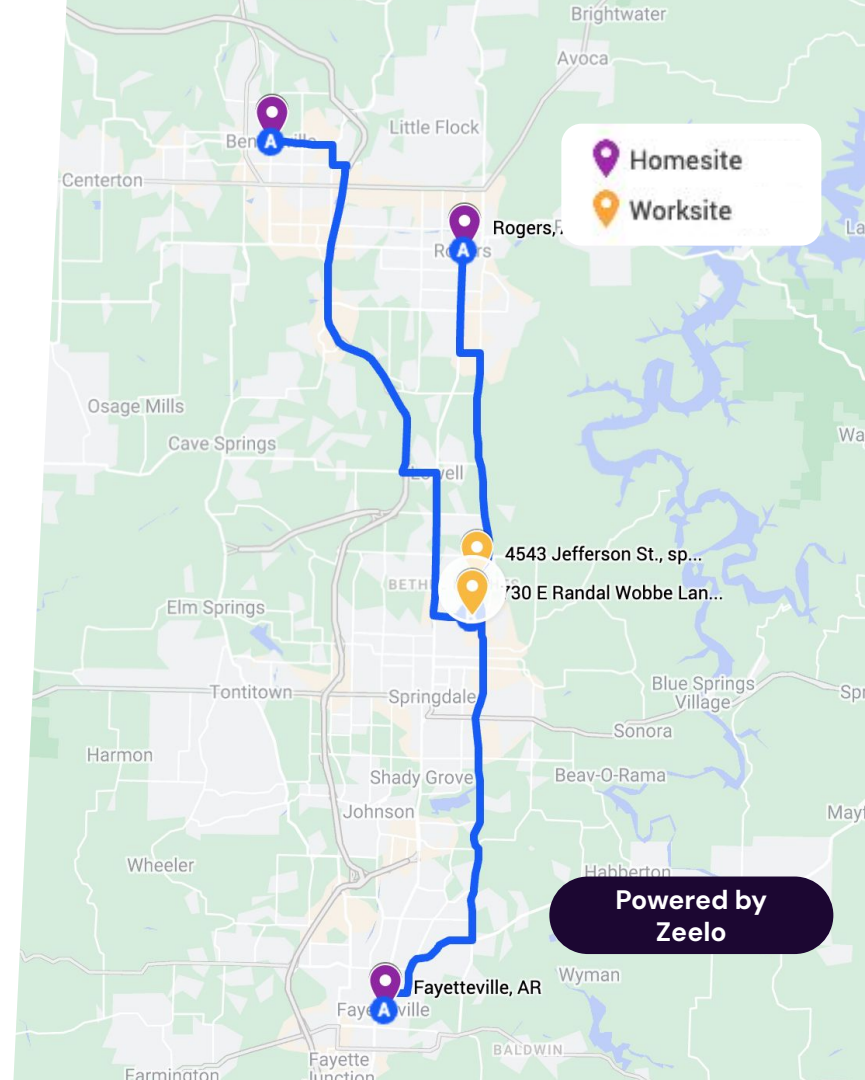
	Rogers, AR	Fayetteville, AR	Bentonville, AR
Zeelo Ride Time	9.9 mi	12.1 mi	16.1 mi
	24 mins	29 mins	39 mins
	\$5/trip*	\$5/trip*	\$5/trip*
Car Travel	9.9 mi	12.1 mi	16.1 mi
	17 mins	25 mins	26 mins
	\$7.13/trip**	\$8.71/trip**	\$11.59/trip**
Public transit	No Route Found	16.8 mi	No Route Found
		2 hours 22 mins	

Analysis:

- Limited alternatives to private transportation.
- Public transit limits shift options.
- Zeelo can provide an efficient alternative to private car transportation.

*On Average, riders on Zeelo services pay \$0 - \$5 per trip.

**Cost of driving per mile estimated using [AAA your driving costs fact sheet](#) (2022)



Cargill Plants
Wisconsin

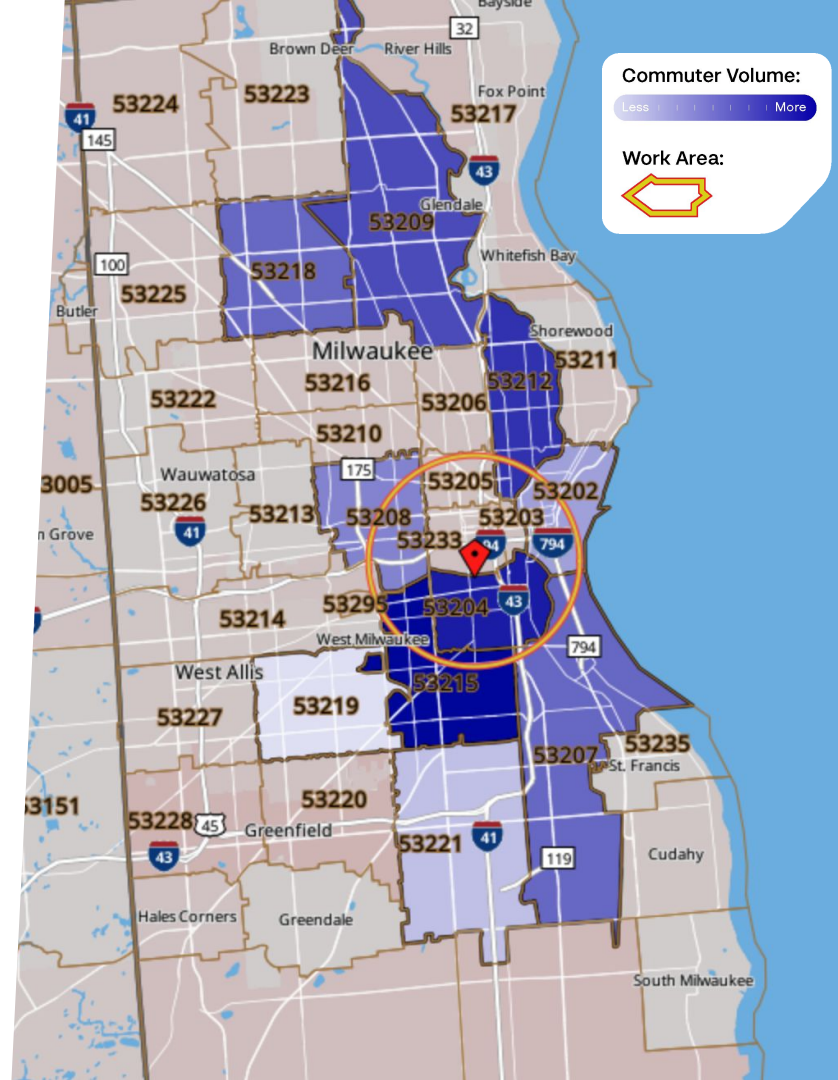
Employee Recruitment Analysis for Protein in Milwaukee, Wisconsin

Where is the workforce traveling from?

Milwaukee Zip Codes: 53215, 53209, 53212

Analysis:

- 90% of workforce commutes from different zip codes from the worksite.
- This map is color coded based on where the workforce is commuting from, see the legend for more information.
- This is filtered to Individuals making between \$15,000 and \$40,000 per year.
- To ensure you can attract workers in these areas, we recommend introducing a private service which provides easier access to site from each of these locations.
- See example routes on the next slide, along with an overview of private transport times and associated costs.



Employee Recruitment Analysis for Protein in Milwaukee, Wisconsin

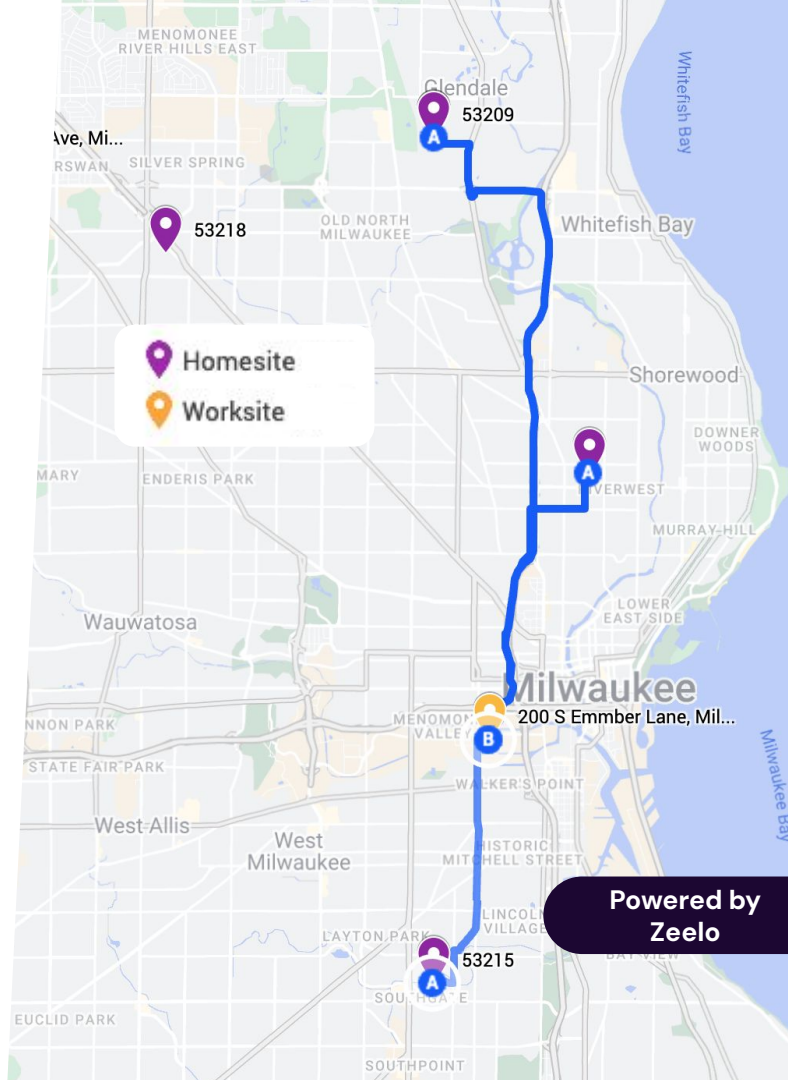
	53209	53215	53212
Zeelo Ride Time	8.2 mi 20 mins \$5/trip*	3.2 mi 8 mins \$5/trip*	3.8 mi 9 mins \$5/trip*
Car Travel	8.2 mi 15 mins \$5.90/trip**	3.2 mi 10 mins \$2.30/trip**	3.8 mi 12 mins \$2.74/trip**
Public transit	8.2 mi 1 hour 0 mins	3.2 mi 22 mins	3.8 mi 39 mins

Analysis:

- Public transit limits shift options.
- Zeelo can provide an efficient alternative to private car transportation.

*On Average, riders on Zeelo services pay \$0 - \$5 per trip.

**Cost of driving per mile estimated using [AAA your driving costs fact sheet](#) (2022)



Powered by
Zeelo

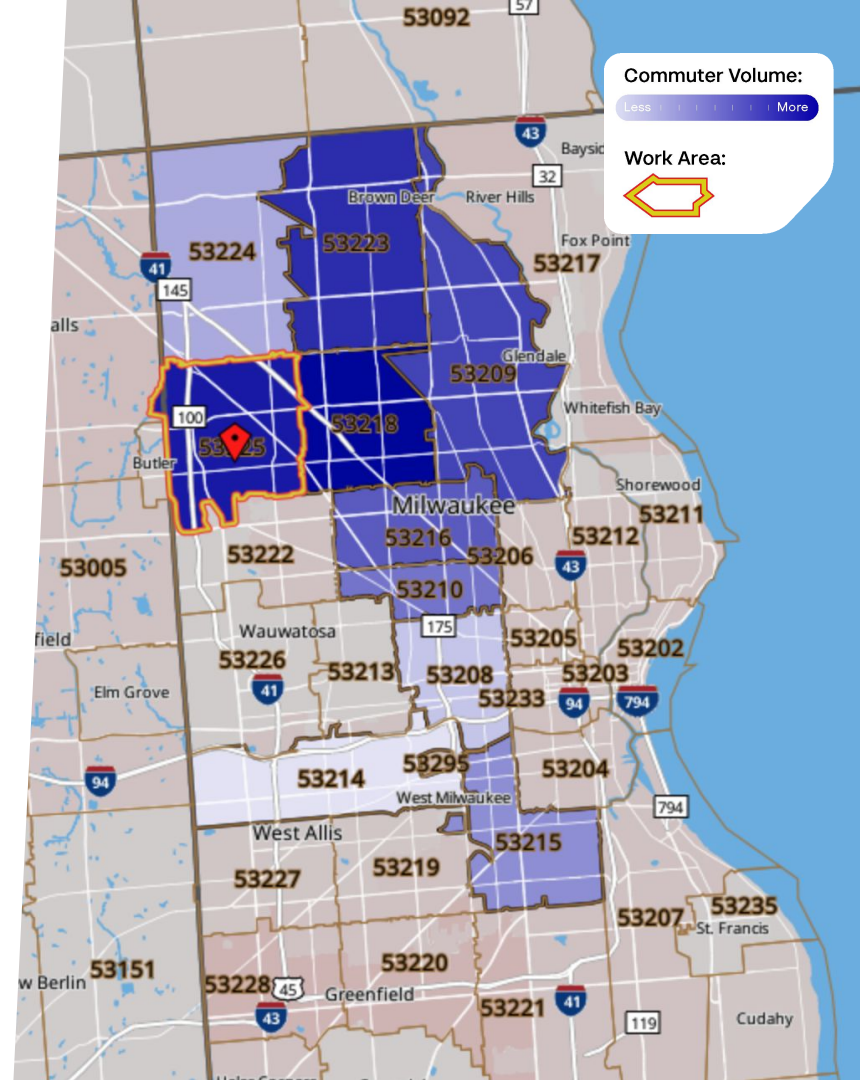
Employee Recruitment Analysis for Cocoa/Chocolate in Milwaukee, Wisconsin

Where is the workforce traveling from?

Milwaukee Zip Codes: 53218, 53223, 53209

Analysis:

- 90% of workforce commutes from different zip codes than the worksite.
- This map is color coded based on where the workforce is commuting from, see the legend for more information.
- This is filtered to Individuals making between \$15,000 and \$40,000 per year.
- To ensure you can attract workers in these areas, we recommend introducing a private service which provides easier access to site from each of these locations.
- See example routes on the next slide, along with an overview of private transport times and associated costs.



Employee Recruitment Analysis for Cocoa/Chocolate in Milwaukee, Wisconsin

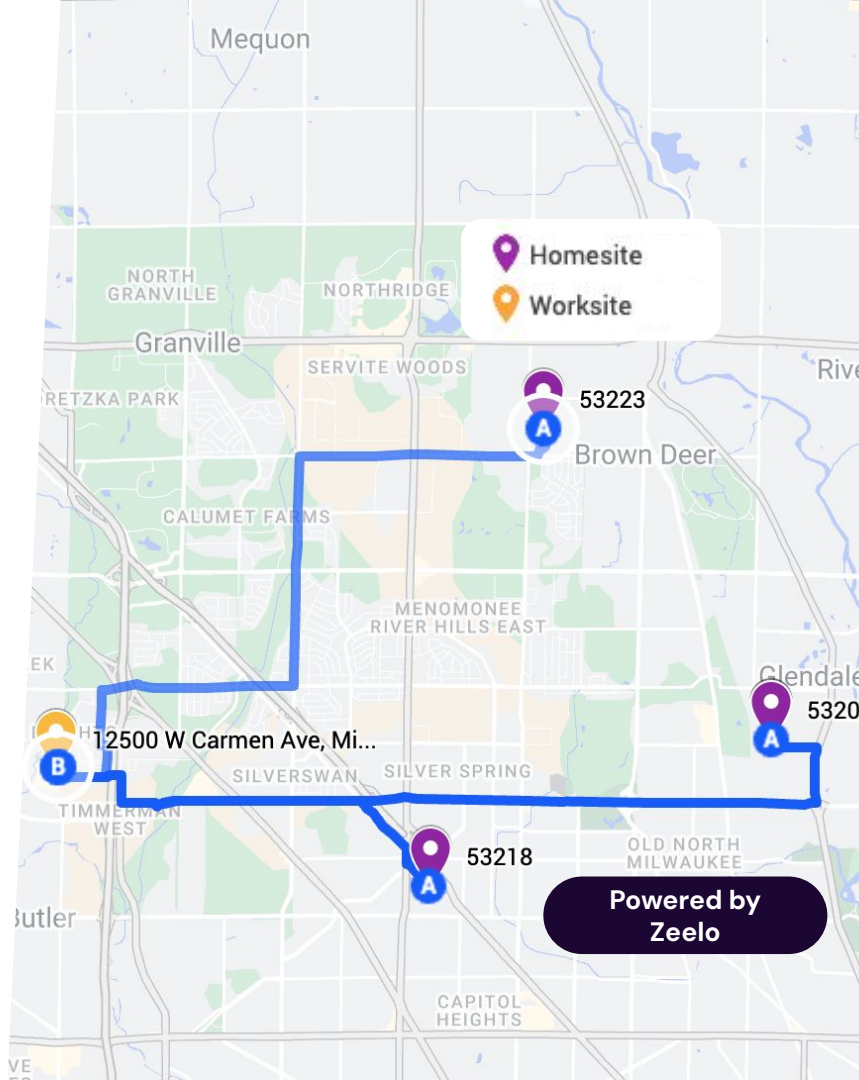
	53218	53223	53209
Zeelo Ride Time	4.0 mi 10 mins \$5/trip*	7.4 mi 18 mins \$5/trip*	7.9 mi 19 mins \$5/trip*
Car Travel	4.0 mi 10 mins \$2.88/trip**	7.4 mi 18 mins \$5.33/trip**	7.9 mi 17 mins \$5.69/trip**
Public transit	4.0 mi 52 mins	No Route Found	No Route Found

Analysis:

- Limited alternatives to private transportation.
- Public transit limits shift options. Some zip codes did have routes.
- Zeelo can provide an efficient alternative to private car transportation.

*On Average, riders on Zeelo services pay \$0 - \$5 per trip.

**Cost of driving per mile estimated using [AAA your driving costs fact sheet](#) (2022)



Cargill Plants
Minnesota

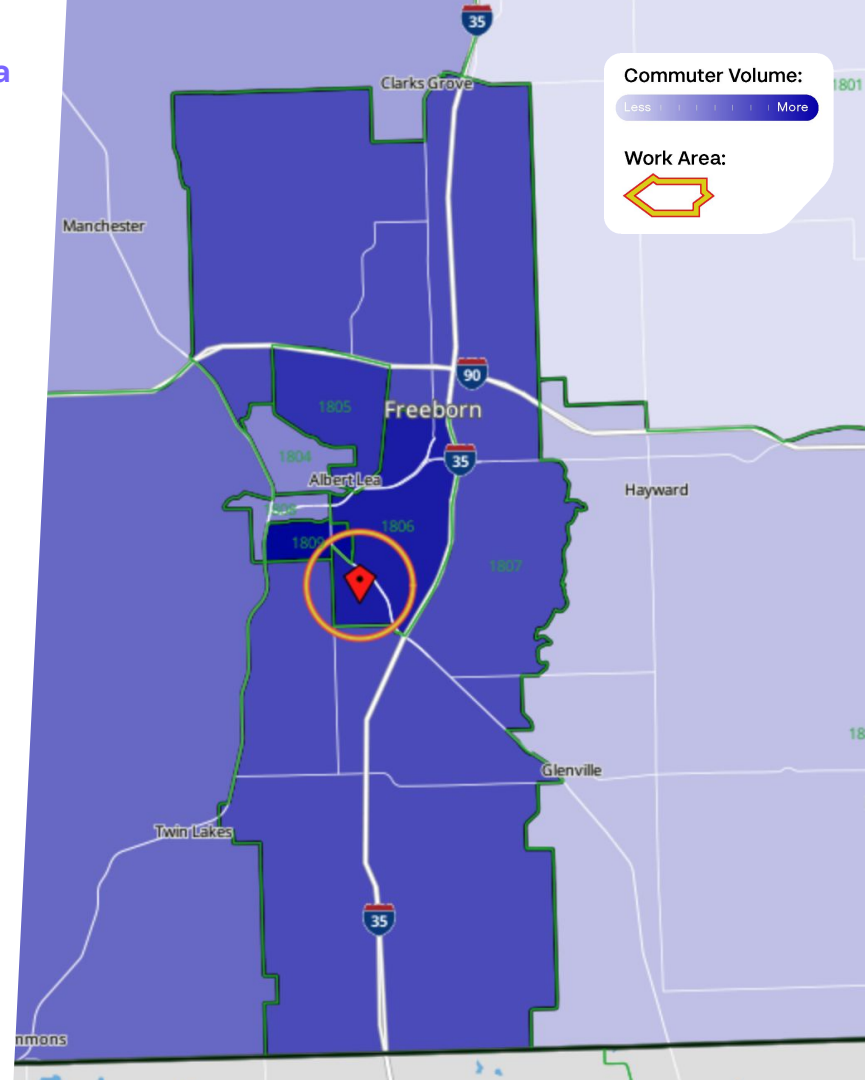
Employee Recruitment Analysis for Albert Lea, Minnesota

Where is the workforce traveling from?

Garfield Ave, Fountain St.

Analysis:

- 90% of workforce commutes from different Census Tracts.
- This map is color coded based on where the workforce is commuting from, see the legend for more information.
- This is filtered to Individuals making between \$15,000 and \$40,000 per year.
- To ensure you can attract workers in these areas, we recommend introducing a private service which provides easier access to site from each of these locations.
- See example routes on the next slide, along with an overview of private transport times and associated costs.



Employee Commute Analysis for Albert Lea, Minnesota

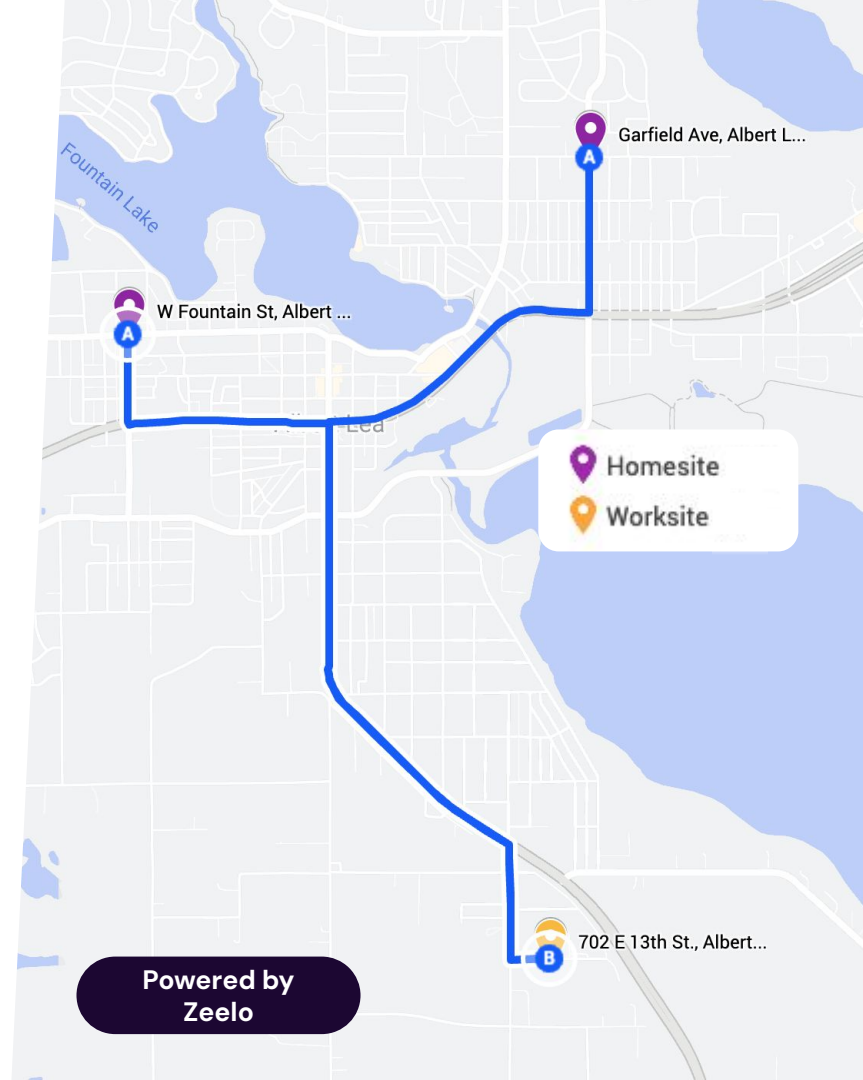
	Garfield Ave, Albert Lea	W Fountain St, Albert Lea
Zeelo Ride Time	3.1 mi 7 mins \$5/trip*	2.6 mi 6 mins \$5/trip*
Car Travel	3.1 mi 8 mins \$2.23/trip**	2.6 mi 6 mins \$1.87/trip**
Public transit	No Route Found	2.6 mi 58 mins

Analysis:

- Limited alternatives to private transportation.
- Public transit limits shift options.
- Zeelo can provide a time efficient alternative to private car transportation.

*On Average, riders on Zeelo services pay \$0 - \$5 per trip.

**Cost of driving per mile estimated using [AAA your driving costs fact sheet](#) (2022)



Zeelo can make custom reports for your worksite. Reach out and let us know if we missed your worksite in this report.

If transportation can help your sites, here's the next steps:

- Book a free consultation and data report with your Zeelo representative
- Zeelo will map employee/candidate postcode for sites
- Flexible routing to maximize recruitment pool
- Assessment of expected ROI from launching a private route

Eliza Filler, Business Development
Representative
eliza.filler@zeelo.us
617-682-2022